



US00D585551S

(12) **United States Design Patent**  
**Blouin et al.**

(10) **Patent No.:** **US D585,551 S**  
(45) **Date of Patent:** **\*\* Jan. 27, 2009**

(54) **SPINAL IMPLANT**

(75) Inventors: **Felix Blouin**, Sterling Forest, NY (US);  
**Bruce Robie**, Glen Rock, NJ (US)

(73) Assignee: **Zimmer Spine, Inc.**, Minneapolis, MN  
(US)

(\*\*) Term: **14 Years**

(21) Appl. No.: **29/276,566**

(22) Filed: **Jan. 30, 2007**

(51) **LOC (9) Cl.** ..... **24-03**

(52) **U.S. Cl.** ..... **D24/155**

(58) **Field of Classification Search** ..... D24/155,  
D24/156, 157; 623/17.11, 16.71, 16.11;  
D8/391-393, 382, 354; 606/246, 247, 248,  
606/249, 258, 267, 280, 70, 71, 283, 299,  
606/166, 903, 905, 906, 286, 396, 296; D15/139  
See application file for complete search history.

(56) **References Cited**

**U.S. PATENT DOCUMENTS**

- 5,645,596 A 7/1997 Kim et al.
- 5,669,909 A \* 9/1997 Zdeblick et al. .... 606/247
- 5,702,453 A 12/1997 Rabbe et al.
- 6,080,158 A \* 6/2000 Lin ..... 606/247
- 6,270,528 B1 \* 8/2001 McKay ..... 623/17.11
- 6,342,074 B1 1/2002 Simpson
- 6,423,095 B1 7/2002 Van Hoeck et al.
- 6,632,247 B2 10/2003 Boyer, II et al.
- 6,660,038 B2 12/2003 Boyer, II et al.
- 6,706,067 B2 3/2004 Shimp et al.
- D491,587 S \* 6/2004 Clark ..... D15/139
- D497,993 S \* 11/2004 Dixon et al. .... D24/155
- 6,855,167 B2 \* 2/2005 Shimp et al. .... 623/17.11
- 6,902,578 B1 \* 6/2005 Anderson et al. .... 623/16.11
- 6,984,245 B2 \* 1/2006 McGahan et al. .... 623/17.11
- 7,048,765 B1 5/2006 Grooms et al.
- D565,179 S \* 3/2008 Kubo et al. .... D24/155
- D567,377 S \* 4/2008 Blouin et al. .... D24/155
- 2004/0138748 A1 7/2004 Boyer, II et al.

2005/0246021 A1 11/2005 Ringeisen et al.  
2006/0100705 A1 5/2006 Puno et al.

**OTHER PUBLICATIONS**

Zimmer Spine, Inc., Trabecular Metal VBR-11 Device, L1293 Rev. B, 2005, 2 pages.  
 Zimmer Spine, Inc., Trabecular Metal VBR-21 Device, L1337 Rev. A, 2006, 2 pages.  
 Zimmer Spine, Inc., Puros Accugraft ALIF Allograft Surgical Technique, Aug. 2004, pp. 1-15, USA.  
 Zimmer Spine, Inc., Puros Allografts Reference Guide, Product Information, Nov. 2004, 4 pages, USA.  
 Zimmer Spine, Inc., Puros Accugraft ALIF Allograft System, Three-In-One Solution, 2005, 4 pages, USA.  
 Zimmer Spine, Inc., Puros Cervical Specialty Allograft, A New Angle on Strength and Consistency, 2005, 4 pages, USA.  
 Zimmer Spine, Inc., Puros Symmetry PLIF Allograft System, 2005, 4 pages, USA.

\* cited by examiner

*Primary Examiner*—Charles A Rademaker  
(74) *Attorney, Agent, or Firm*—Crompton, Seager & Tufte, LLC

(57) **CLAIM**

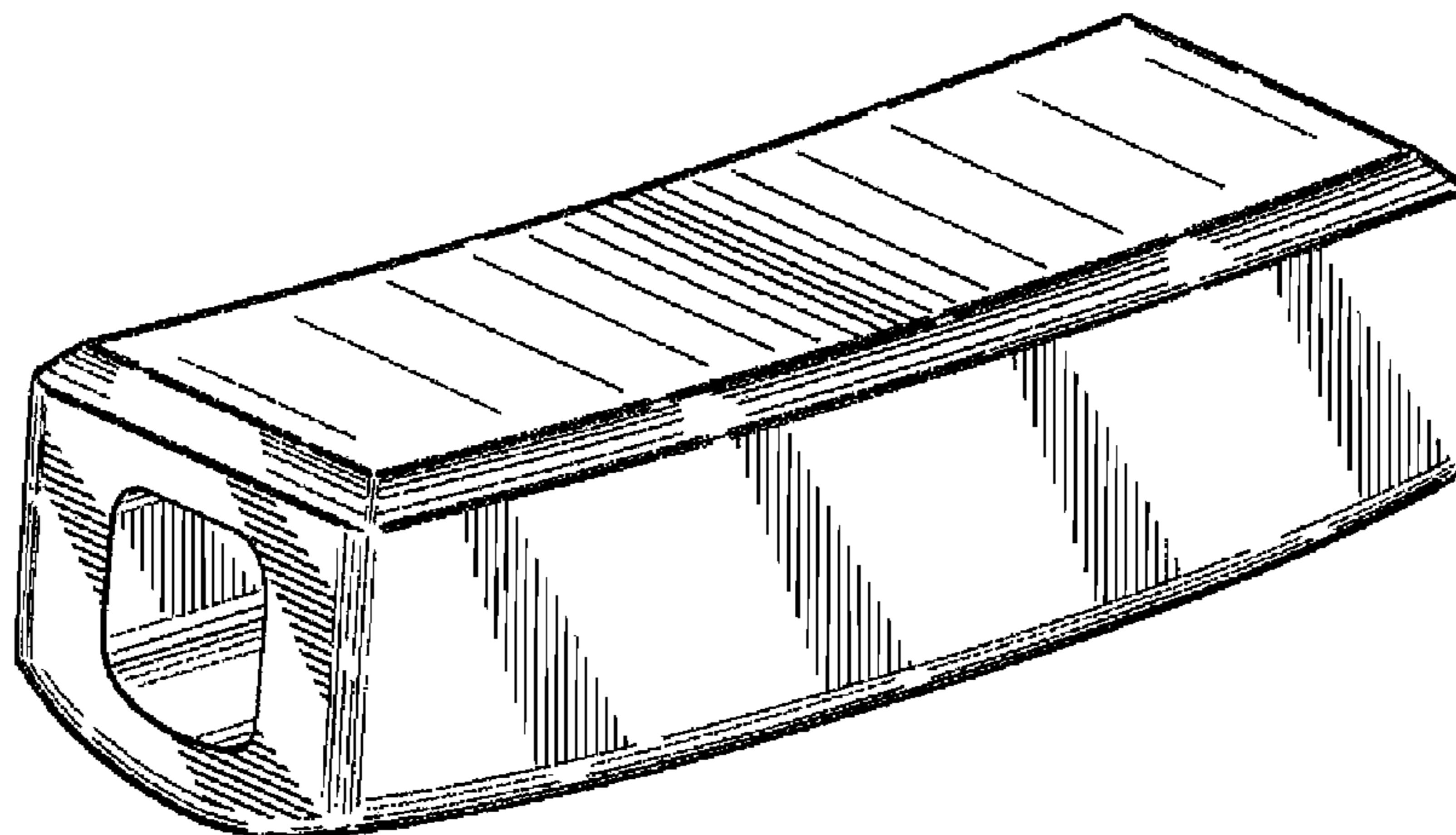
The ornamental design for a spinal implant, as shown and described.

**DESCRIPTION**

FIG. 1 is a front perspective view of a spinal implant showing our new design;  
 FIG. 2 is a right side view elevation thereof, the side opposite being a mirror image;  
 FIG. 3 is a top plan elevation view thereof, the end opposite being a mirror image;  
 FIG. 4 is a rear elevation thereof; and,  
 FIG. 5 is a front elevation thereof.

The broken lines shown in the drawing are included for the purpose of illustrating unclaimed structure and form no part of the claimed design.

**1 Claim, 1 Drawing Sheet**



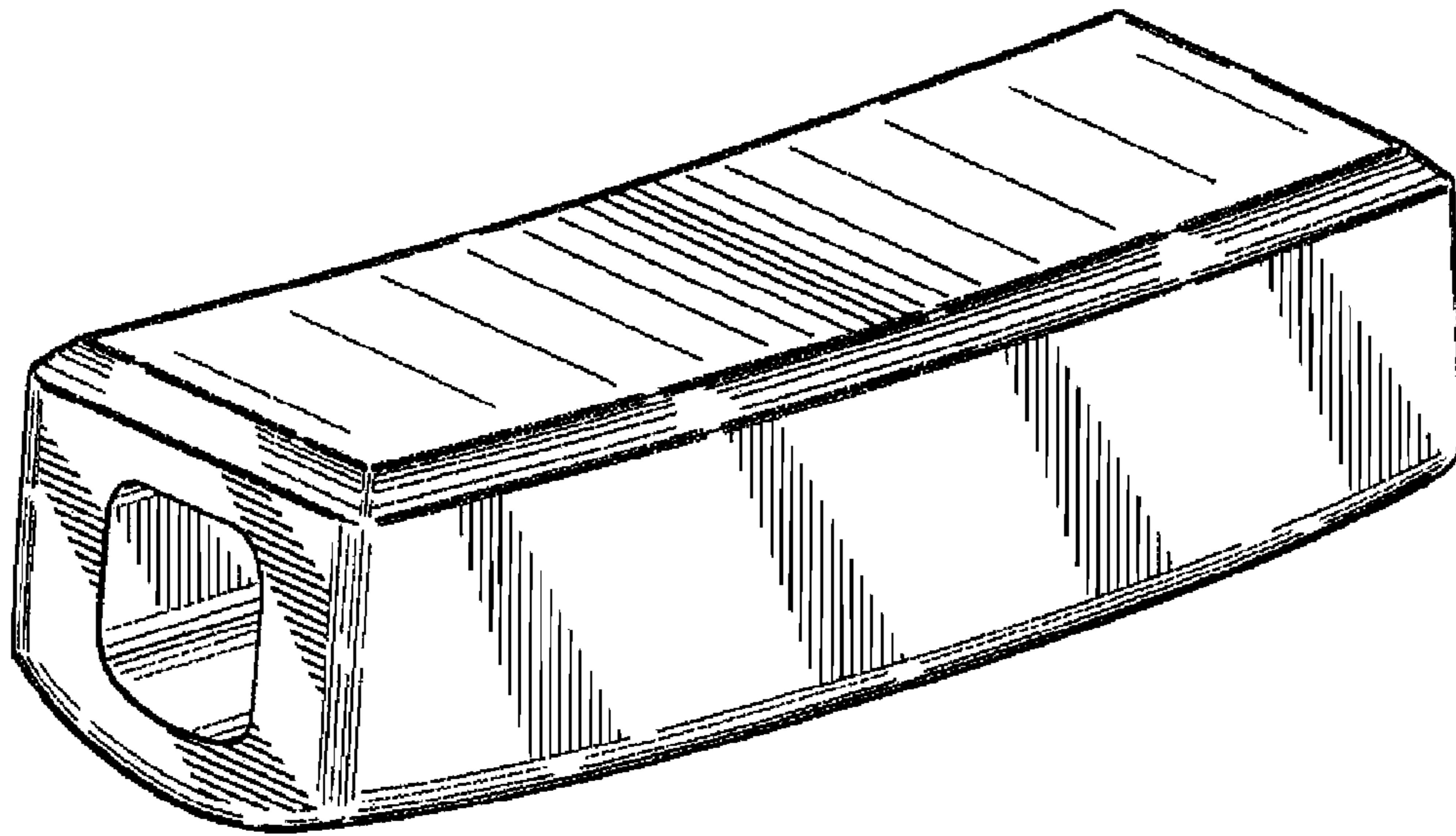


FIG. 1

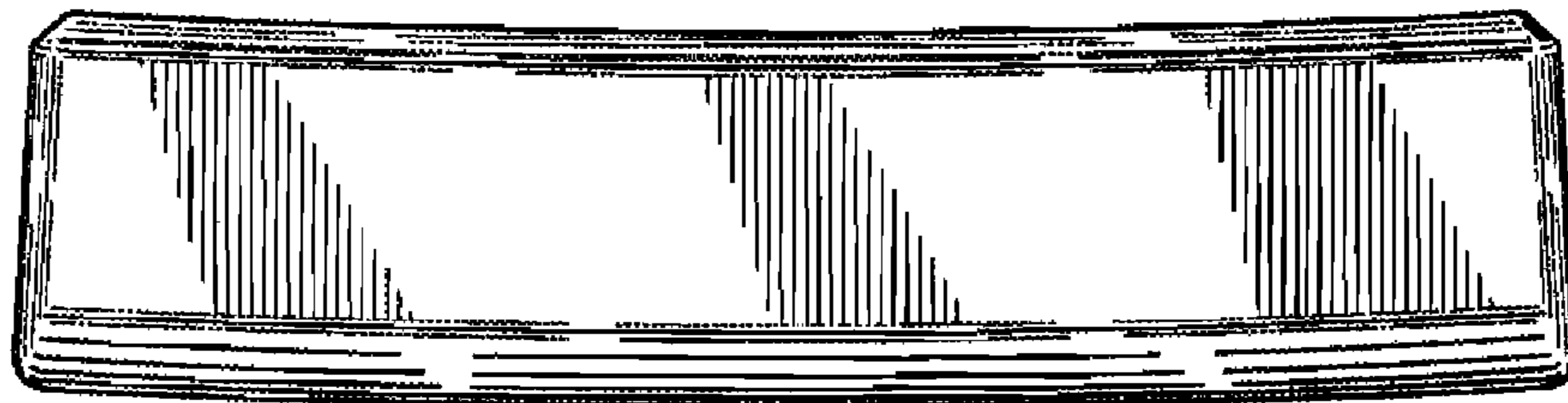


FIG. 2



FIG. 3

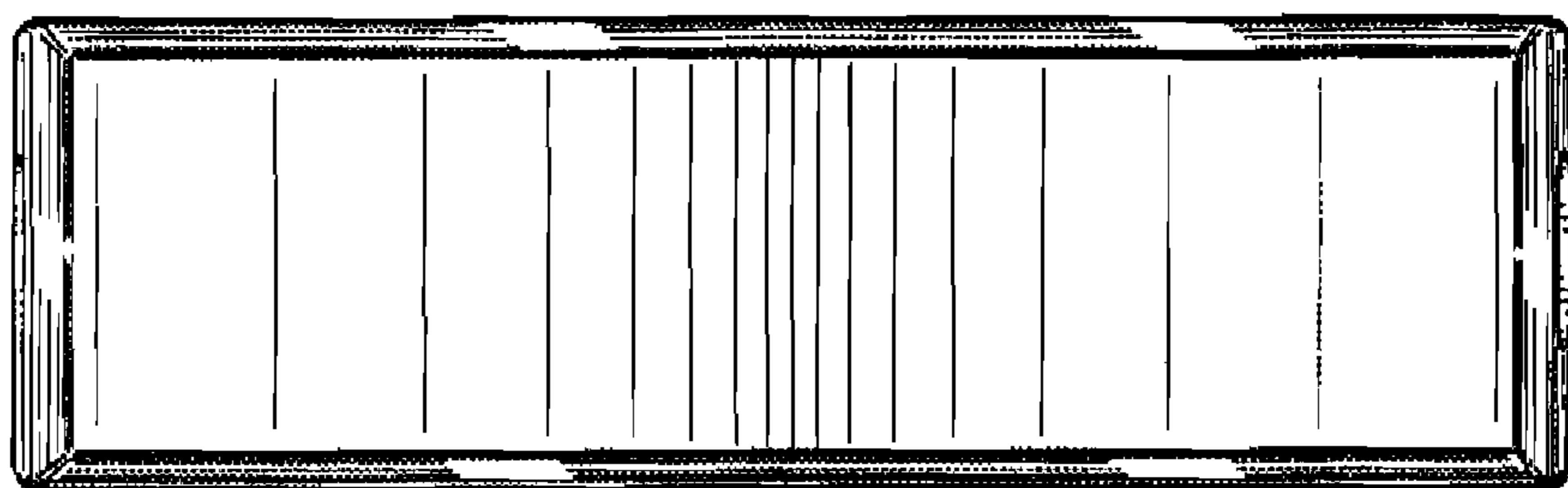


FIG. 4

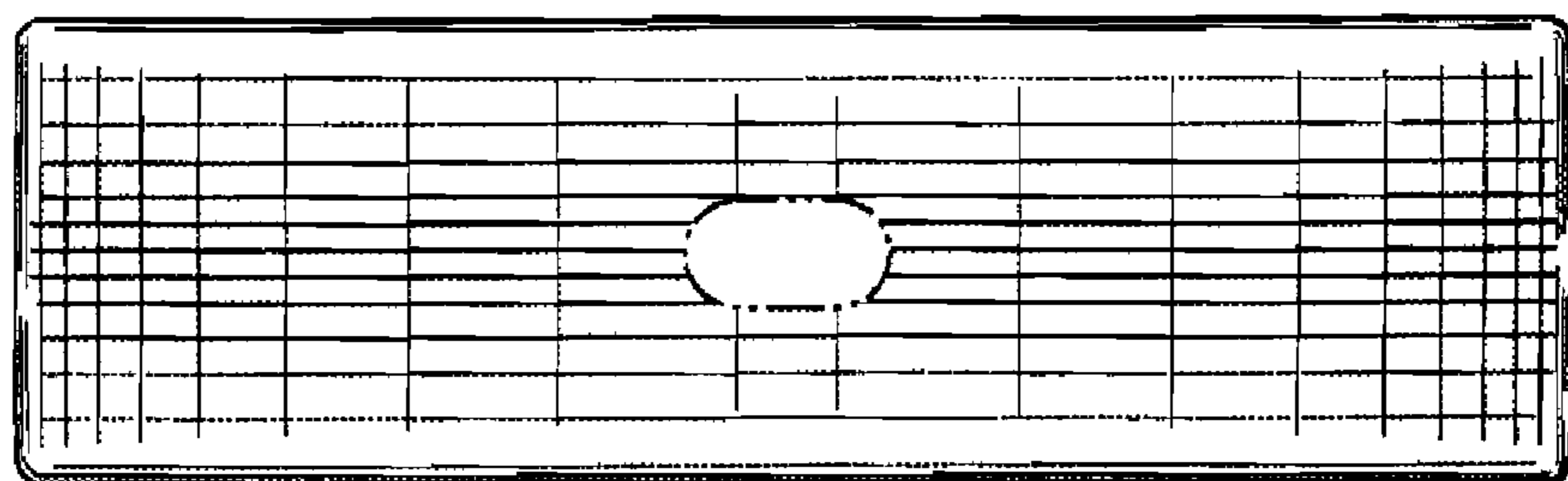


FIG. 5