



US00D585549S

(12) **United States Design Patent**  
**Sargent, Jr. et al.**

(10) **Patent No.:** **US D585,549 S**  
(45) **Date of Patent:** **\*\* Jan. 27, 2009**

(54) **TAMPON APPLICATOR**

(75) Inventors: **Raymond Albert Sargent, Jr.**, Mason, OH (US); **Jeanne Marie Hughes**, Loveland, OH (US); **Devin William Baldrige**, Cincinnati, OH (US)

(73) Assignee: **The Procter & Gamble Company**, Cincinnati, OH (US)

(\*\*) Term: **14 Years**

(21) Appl. No.: **29/306,343**

(22) Filed: **Apr. 8, 2008**

**Related U.S. Application Data**

(63) Continuation of application No. 29/286,547, filed on May 10, 2007, now Pat. No. Des. 568,995.

(51) **LOC (9) Cl.** ..... **24-02**

(52) **U.S. Cl.** ..... **D24/141**

(58) **Field of Classification Search** ..... D24/141;  
D8/80, 82, 83; 604/11, 15, 904, 363, 18  
See application file for complete search history.

(56) **References Cited**

**U.S. PATENT DOCUMENTS**

- D250,663 S \* 12/1978 Koch et al. .... D24/141
- D330,837 S \* 11/1992 Harmon ..... D8/80
- D511,572 S \* 11/2005 Weber et al. .... D24/141
- D511,832 S \* 11/2005 Bellofatto et al. .... D24/141

D512,142 S \* 11/2005 Weber et al. .... D24/141

\* cited by examiner

*Primary Examiner*—Ian Simmons

*Assistant Examiner*—Christopher Lee

(74) *Attorney, Agent, or Firm*—Amanda T. Barry

(57) **CLAIM**

The ornamental design for a tampon applicator, as shown and described.

**DESCRIPTION**

FIG. 1 is a perspective view of a tampon applicator showing the new design;

FIG. 2 is a side view of a tampon applicator showing the new design;

FIG. 3 is a side view of a tampon applicator showing the new design;

FIG. 4 is a front view of a tampon applicator showing the new design;

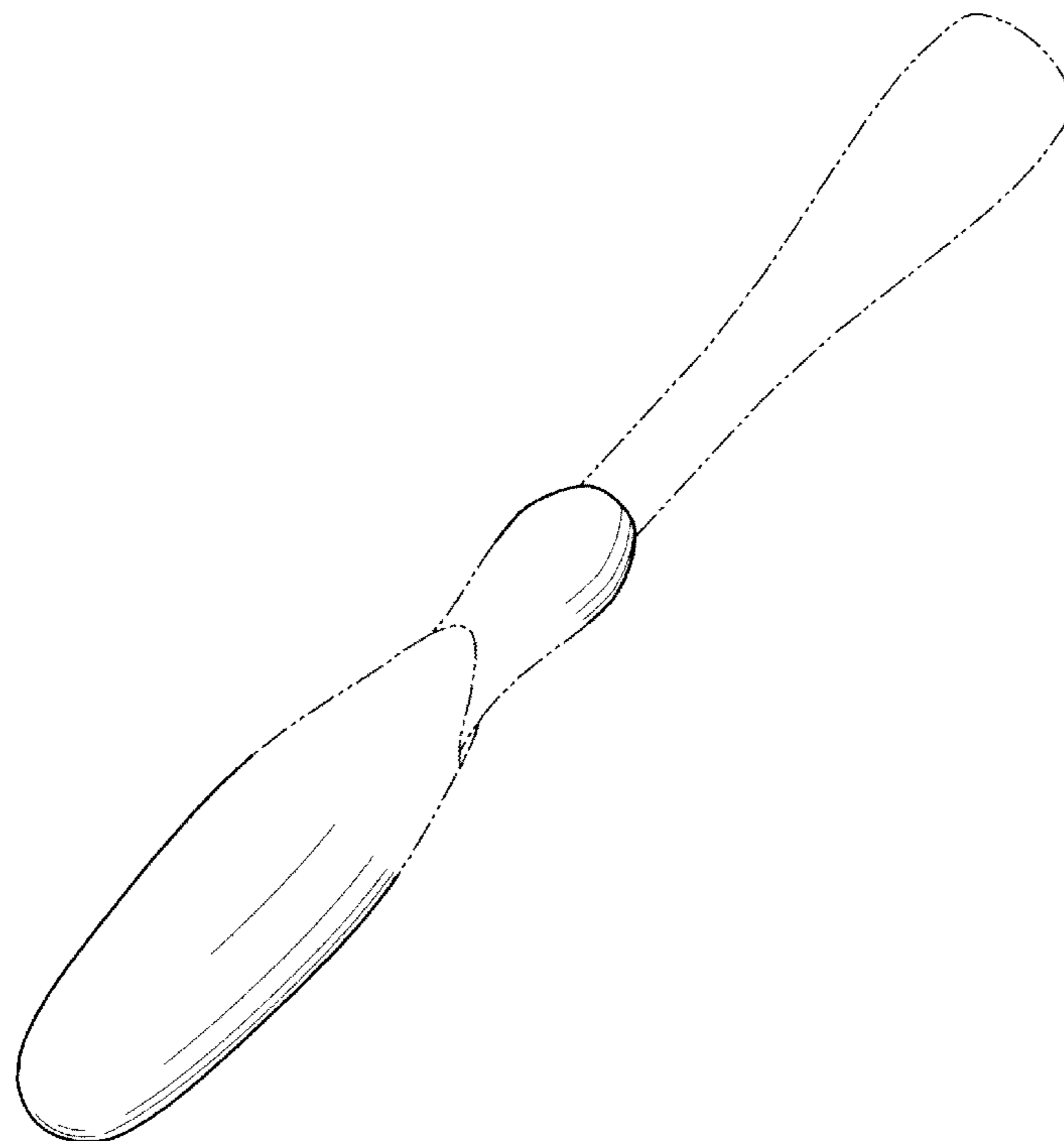
FIG. 5 is a back view of a tampon applicator showing the new design;

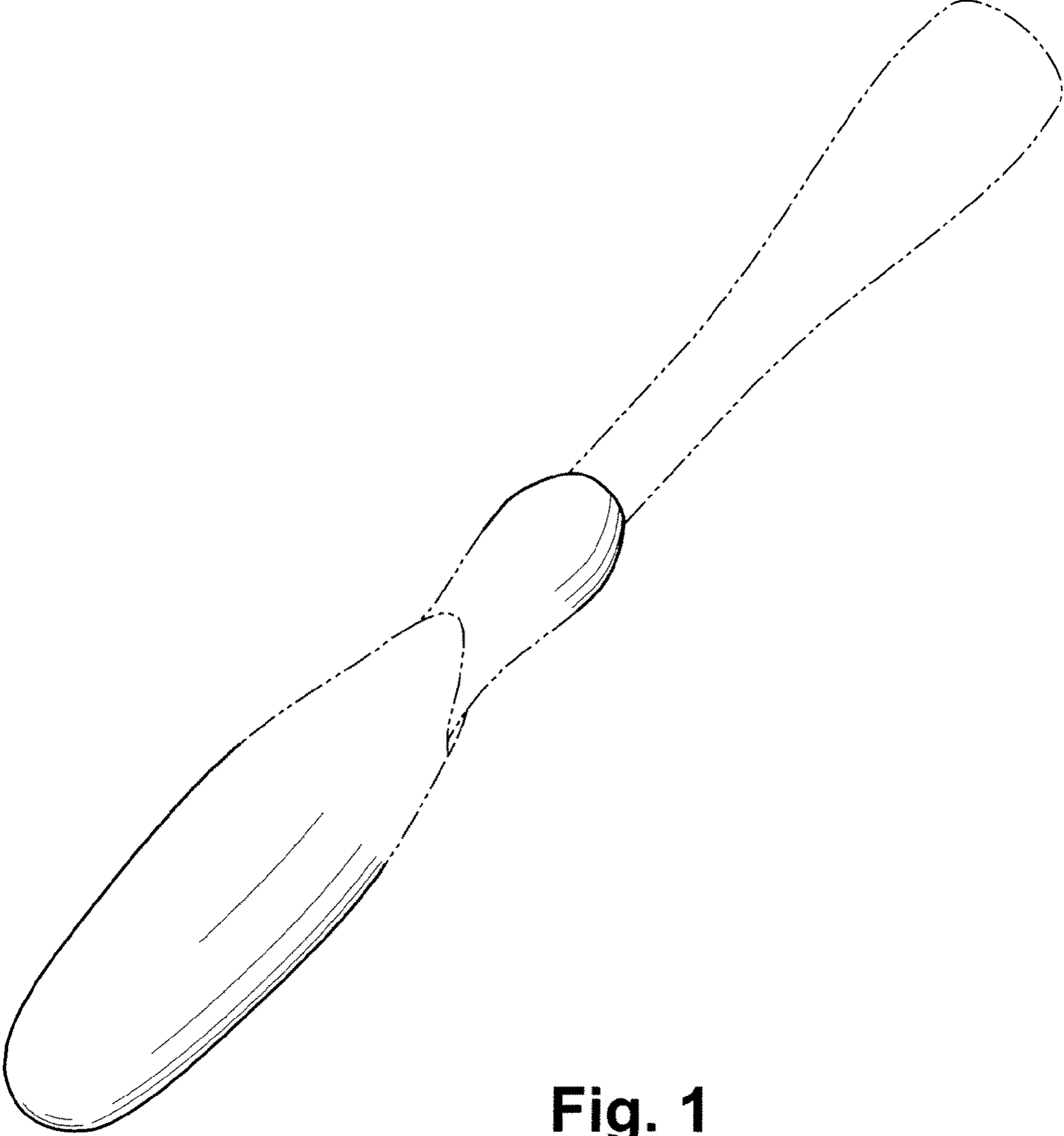
FIG. 6 is an end view of a tampon applicator showing the new design; and,

FIG. 7 is an end view of a tampon applicator showing the new design.

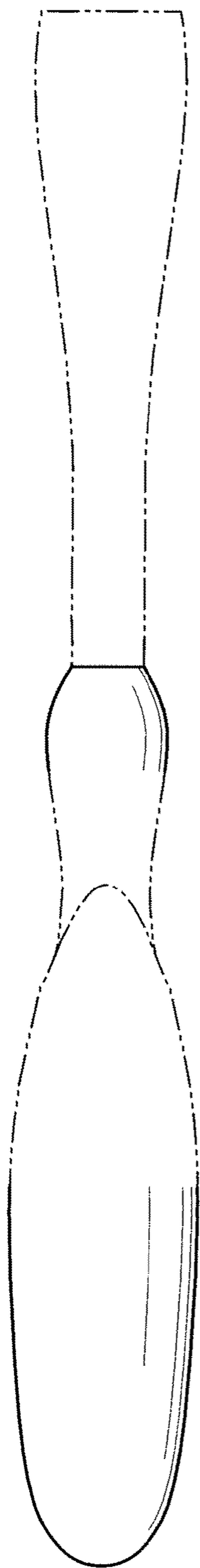
The broken lines shown in FIGS. 1–5 and 7 are for illustrative purposes only and form no part of the claimed design.

**1 Claim, 4 Drawing Sheets**

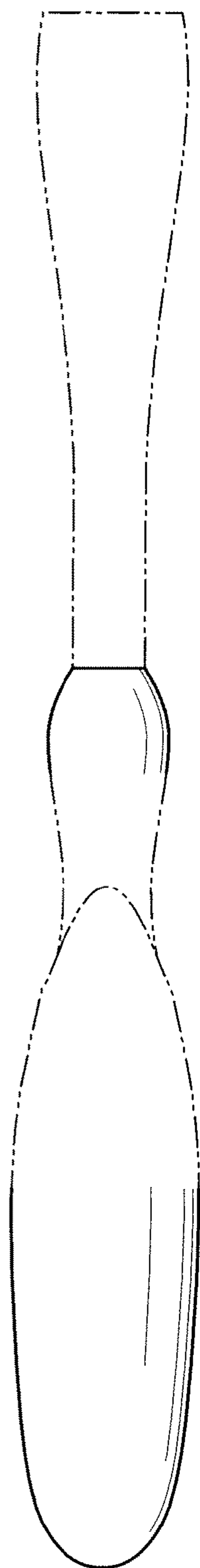




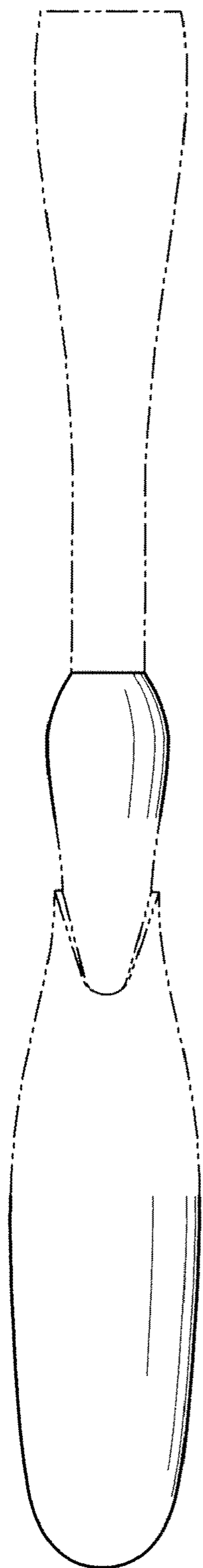
**Fig. 1**



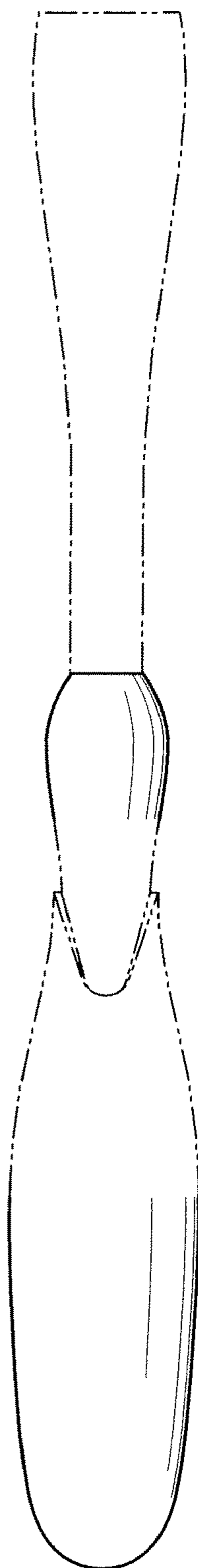
**Fig. 2**



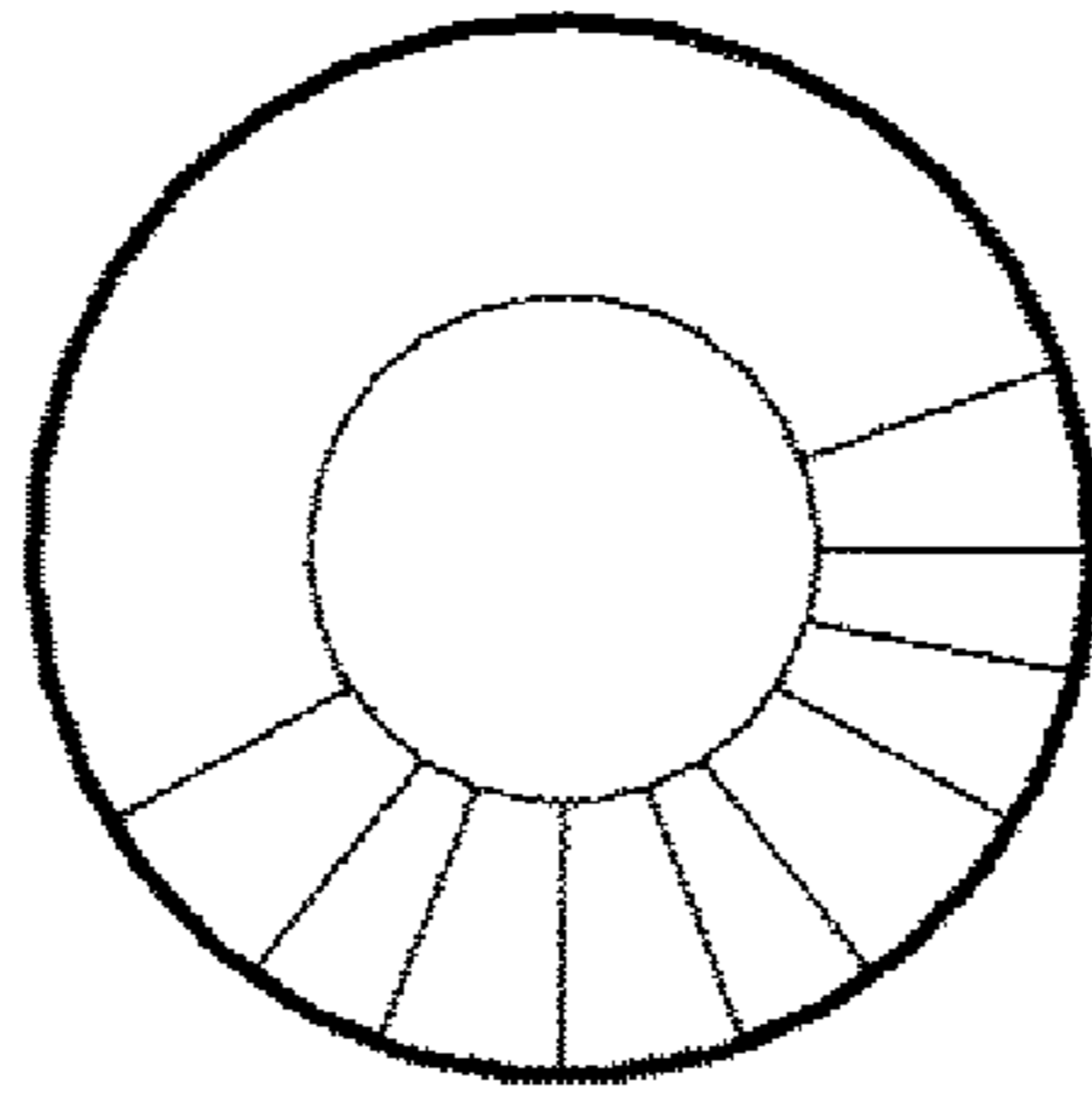
**Fig. 3**



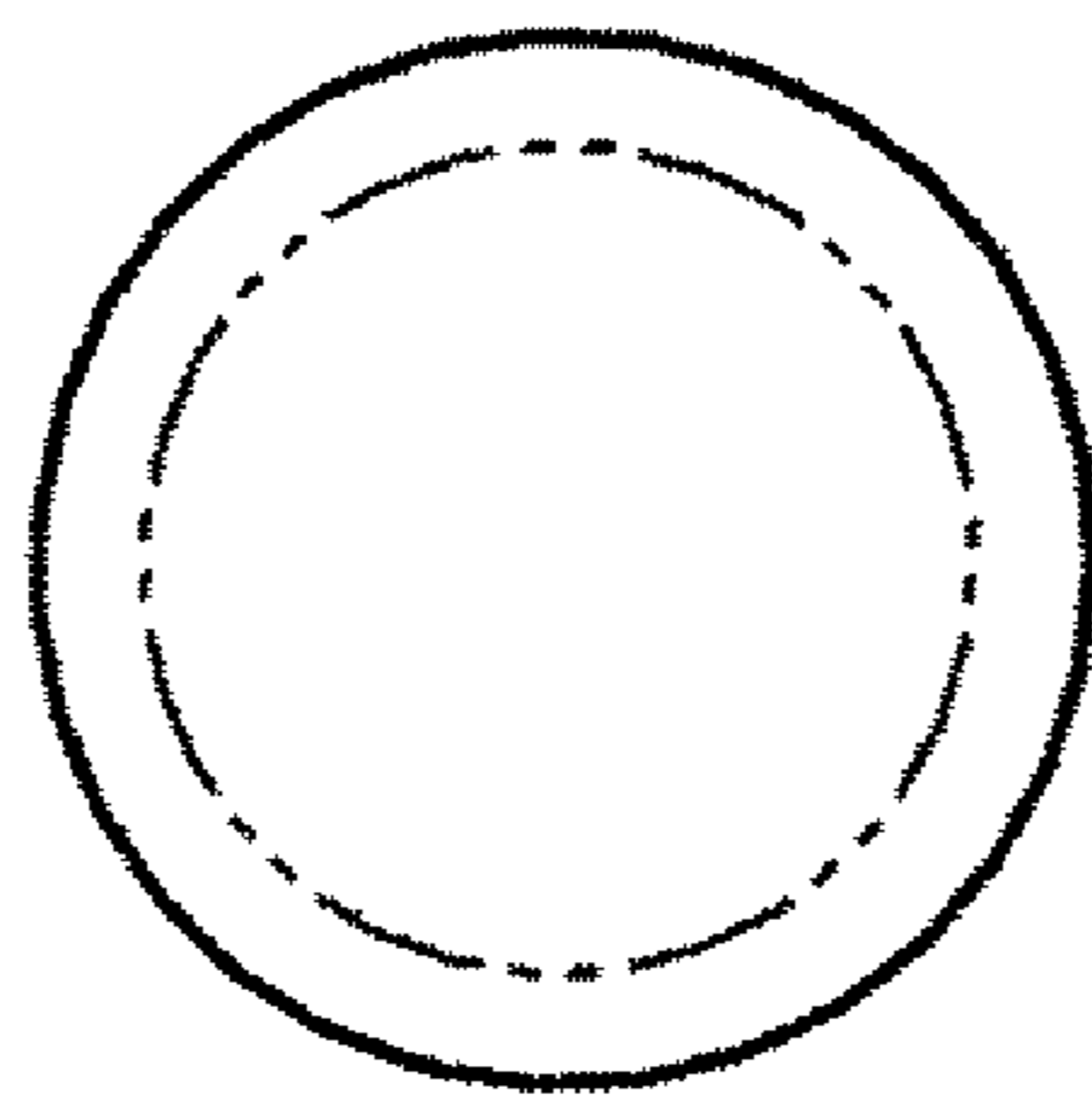
**Fig. 4**



**Fig. 5**



**Fig. 6**



**Fig. 7**