

US00D585548S

(12) **United States Design Patent**
Sargent, Jr. et al.

(10) **Patent No.:** **US D585,548 S**
(45) **Date of Patent:** **** Jan. 27, 2009**

(54) **TAMPON APPLICATOR**

(75) Inventors: **Raymond Albert Sargent, Jr.**, Mason, OH (US); **Jeanne Marie Hughes**, Loveland, OH (US); **Devin William Baldrige**, Cincinnati, OH (US)

(73) Assignee: **The Procter & Gamble Company**, Cincinnati, OH (US)

(**) Term: **14 Years**

(21) Appl. No.: **29/306,342**

(22) Filed: **Apr. 8, 2008**

Related U.S. Application Data

(63) Continuation of application No. 29/286,547, filed on May 10, 2007, now Pat. No. Des. 568,995.

(51) **LOC (9) Cl.** **24-02**

(52) **U.S. Cl.** **D24/141**

(58) **Field of Classification Search** D24/141;
D8/80, 82, 83; 604/11, 15, 904, 363, 18
See application file for complete search history.

(56) **References Cited**

U.S. PATENT DOCUMENTS

- D250,663 S * 12/1978 Koch et al. D24/141
- D330,837 S * 11/1992 Harmon D8/80
- D511,572 S * 11/2005 Weber et al. D24/141
- D511,832 S * 11/2005 Bellofatto et al. D24/141

D512,142 S * 11/2005 Weber et al. D24/141

* cited by examiner

Primary Examiner—Ian Simmons
Assistant Examiner—Christopher Lee
(74) *Attorney, Agent, or Firm*—Amanda T. Barry

(57) **CLAIM**

The ornamental design for a tampon applicator, as shown and described.

DESCRIPTION

FIG. 1 is a perspective view of a tampon applicator showing the new design;

FIG. 2 is a side view of a tampon applicator showing the new design;

FIG. 3 is a side view of a tampon applicator showing the new design;

FIG. 4 is a front view of a tampon applicator showing the new design;

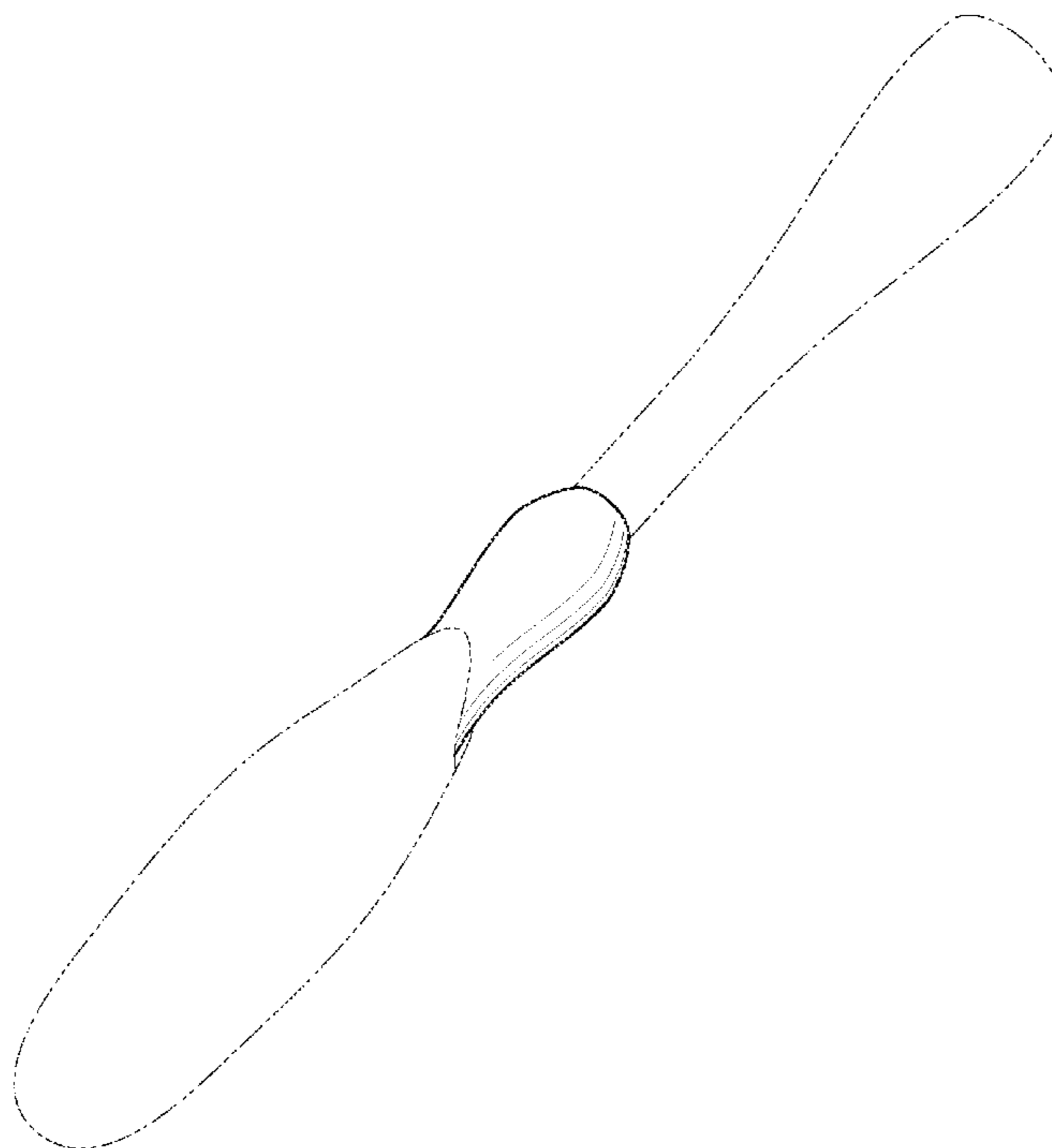
FIG. 5 is a back view of a tampon applicator showing the new design;

FIG. 6 is an end view of a tampon applicator showing the new design; and,

FIG. 7 is an end view of a tampon applicator showing the new design.

The broken lines shown in FIGS. 1–7 are for illustrative purposes only and form no part of the claimed design.

1 Claim, 4 Drawing Sheets



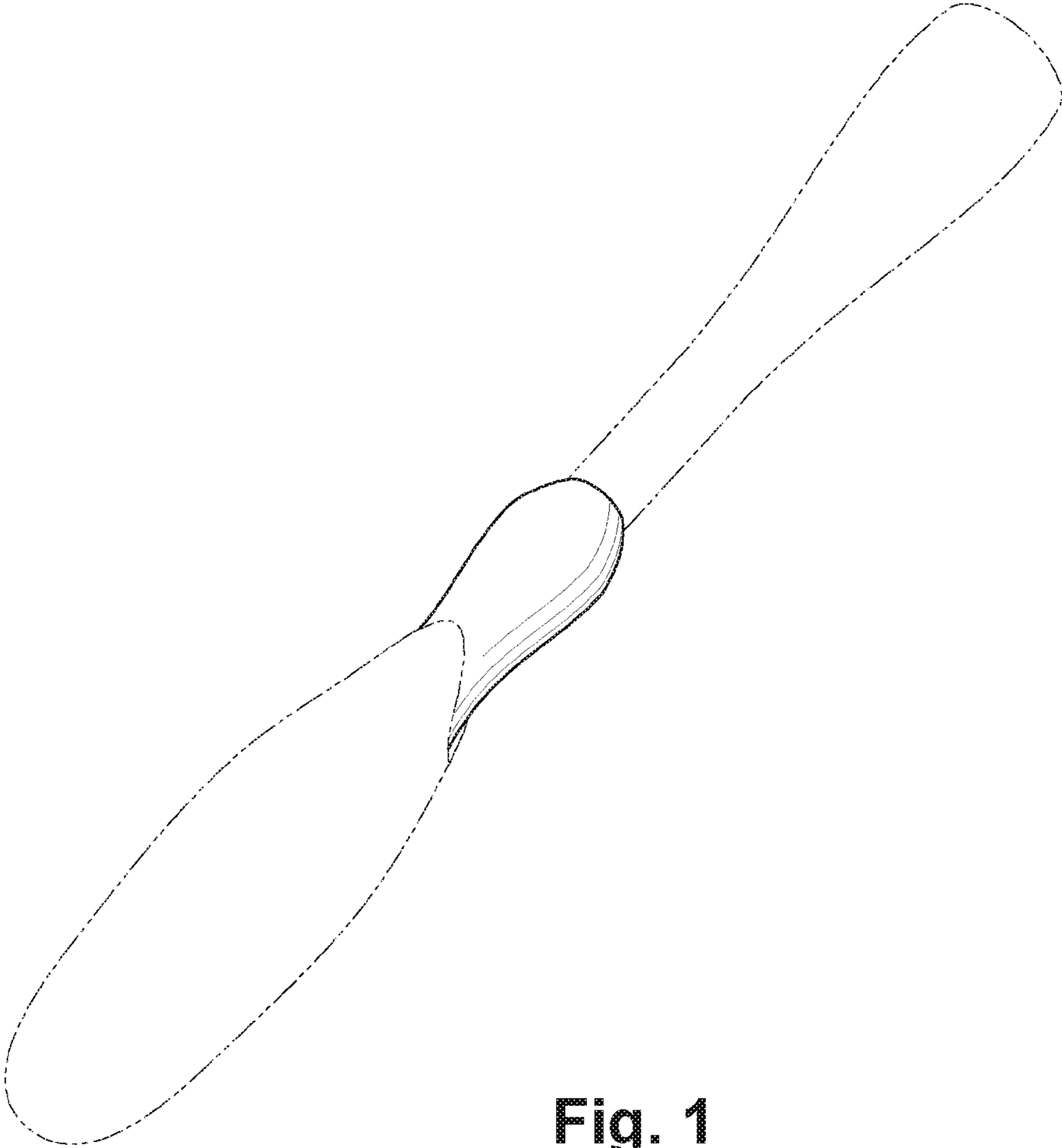


Fig. 1

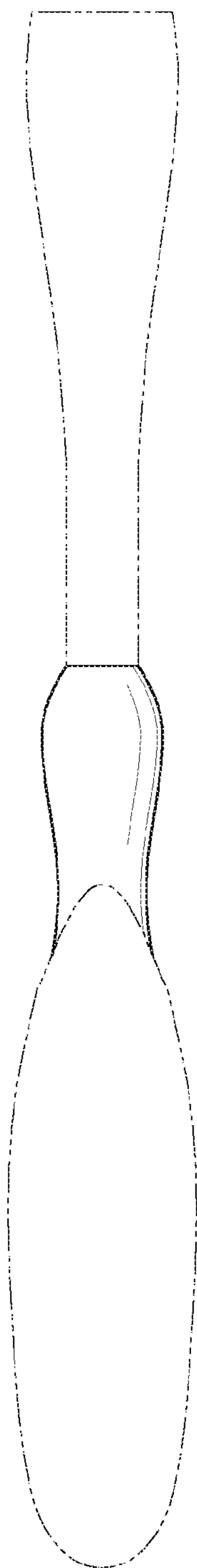


Fig. 2

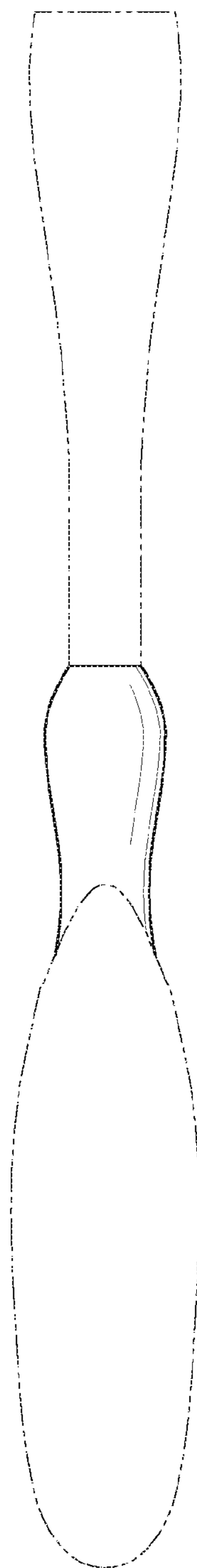


Fig. 3

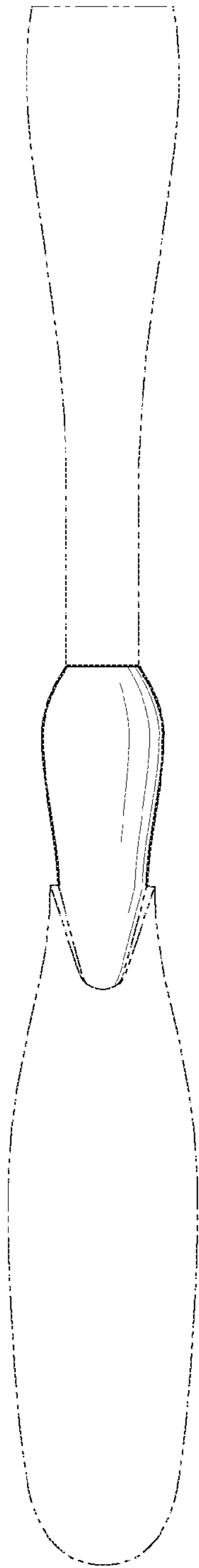


Fig. 4

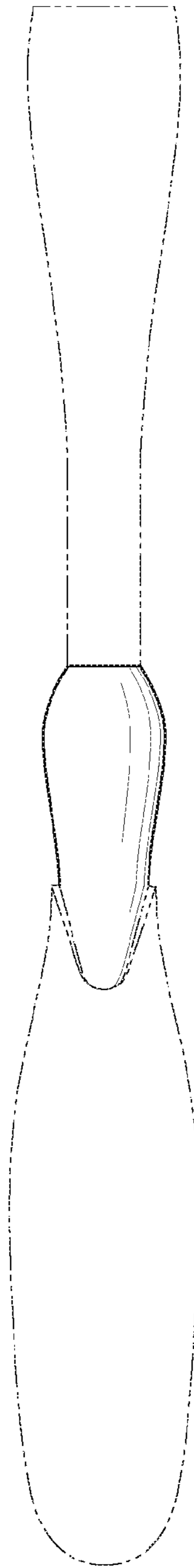


Fig. 5

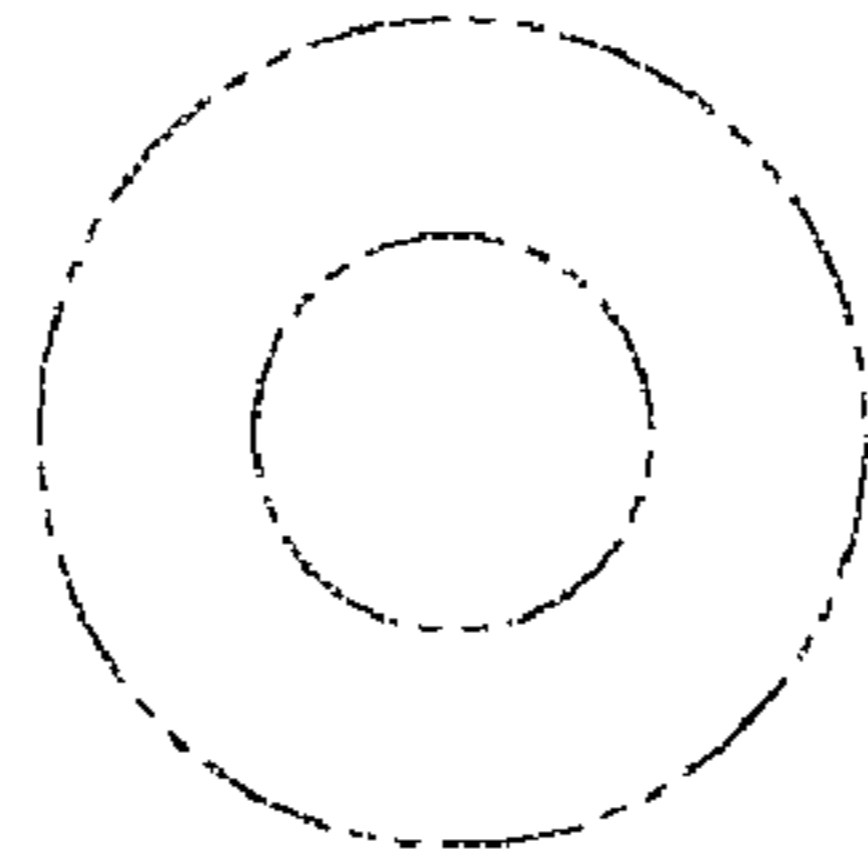


Fig. 6

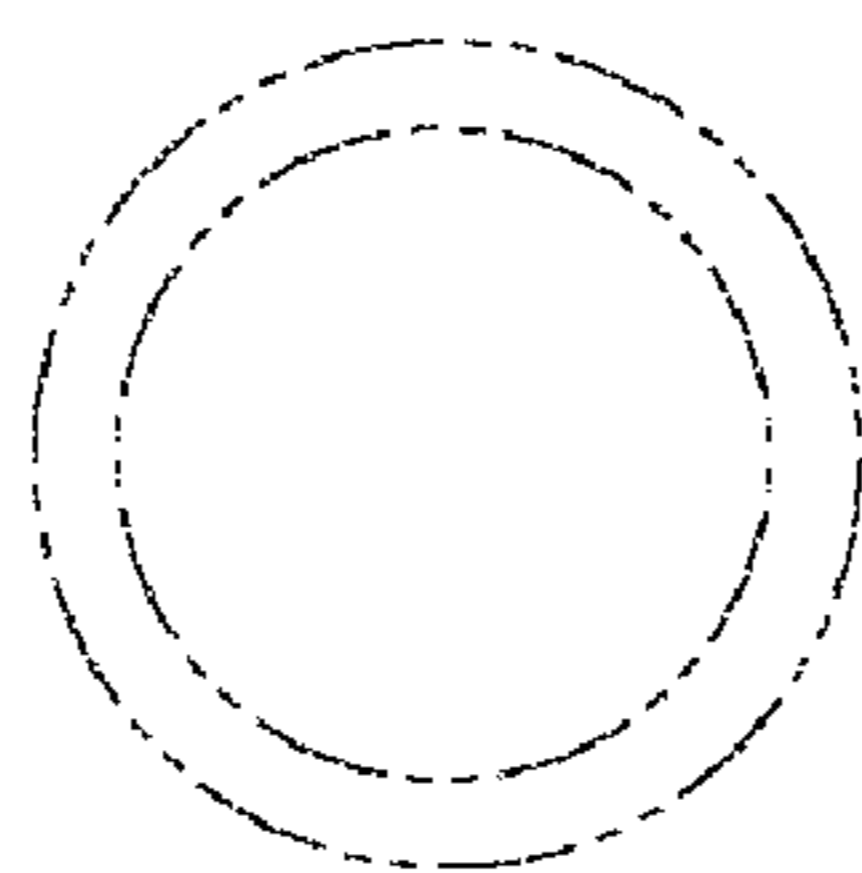


Fig. 7