



US00D585537S

(12) **United States Design Patent**
Weggelaar

(10) **Patent No.:** **US D585,537 S**

(45) **Date of Patent:** **** Jan. 27, 2009**

(54) **AIR DEODORIZING APPARATUS**

D579,163 S * 10/2008 Schablinger D32/29.1
2003/0080197 A1 * 5/2003 Tuomikoski et al. 239/44

(75) Inventor: **Bjorn Weggelaar**, Haarlem (NL)

* cited by examiner

(73) Assignee: **Sara Lee Household and Body Care
Nederland B.V.**, Utrecht (NL)

Primary Examiner—Sandra Snapp

(74) *Attorney, Agent, or Firm*—Foley & Lardner LLP

(**) Term: **14 Years**

(57) **CLAIM**

(21) Appl. No.: **29/320,148**

I claim the ornamental design for an air deodorizing apparatus, as shown and described.

(22) Filed: **Jun. 20, 2008**

(30) **Foreign Application Priority Data**

DESCRIPTION

Jan. 29, 2008 (EM) 000868336-0001

FIG. 1 is a perspective view of an embodiment of the claimed design;

(51) **LOC (9) Cl.** **28-99**

FIG. 2 is a front view of FIG. 1;

(52) **U.S. Cl.** **D23/366**

FIG. 3 is a rear view of FIG. 1;

(58) **Field of Classification Search** D23/355–396;
261/DIG. 17, DIG. 43, DIG. 65, DIG. 88,
261/DIG. 89; 239/34, 35, 53, 56, 57, 60,
239/136, 326; 392/386, 394, 395; D28/5,
D28/6

FIG. 4 is a left side view of FIG. 1;

FIG. 5 is a right side view of FIG. 1;

FIG. 6 is a top view of FIG. 1;

FIG. 7 is a bottom view of FIG. 1;

See application file for complete search history.

FIG. 8 is a perspective view of another embodiment of the claimed design;

(56) **References Cited**

FIG. 9 is a front view of FIG. 8;

U.S. PATENT DOCUMENTS

FIG. 10 is a rear view of FIG. 8;

FIG. 11 is a left side view of FIG. 8;

FIG. 12 is a right side view of FIG. 8;

FIG. 13 is a top view of FIG. 8; and,

FIG. 14 is a bottom view of FIG. 8.

D242,461 S *	11/1976	Seymour	D23/366
D307,469 S *	4/1990	Gutkowski	D23/367
D478,973 S *	8/2003	Wagner	D23/367
D484,229 S *	12/2003	Upson	D23/366
D484,585 S *	12/2003	Upson	D23/366
6,880,765 B2 *	4/2005	Tuomikoski et al.	239/34
D509,890 S *	9/2005	Stavale et al.	D23/366
D510,991 S *	10/2005	Harbutt et al.	D23/366
D521,620 S *	5/2006	Tseng et al.	D23/364
D522,118 S	5/2006	Miro		
D536,081 S *	1/2007	Steinel	D23/366
D544,953 S	6/2007	Kee		
D550,345 S	9/2007	Weggelaar		

The ornamental design which is claimed is shown in solid lines in the drawings. The broken lines in the drawings are for illustrative purposes only and form no part of the claimed design.

1 Claim, 10 Drawing Sheets





FIG. 1

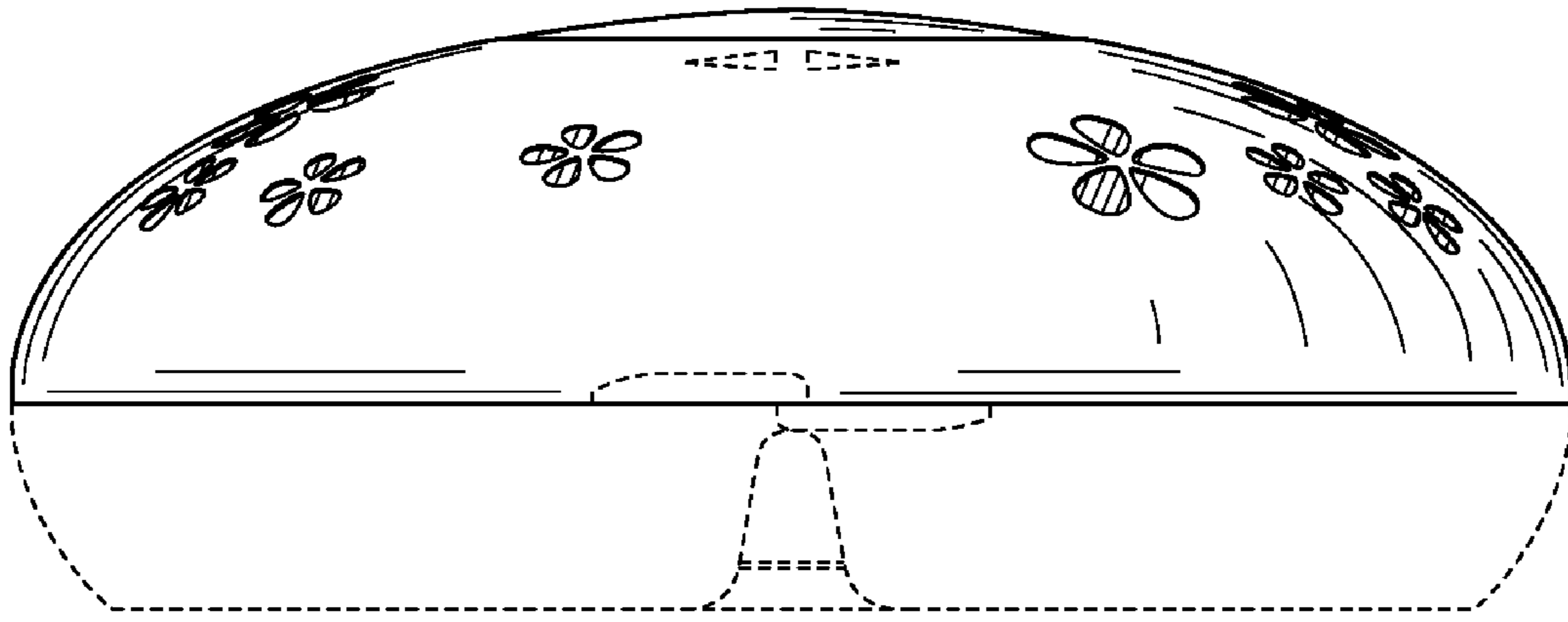


FIG. 2

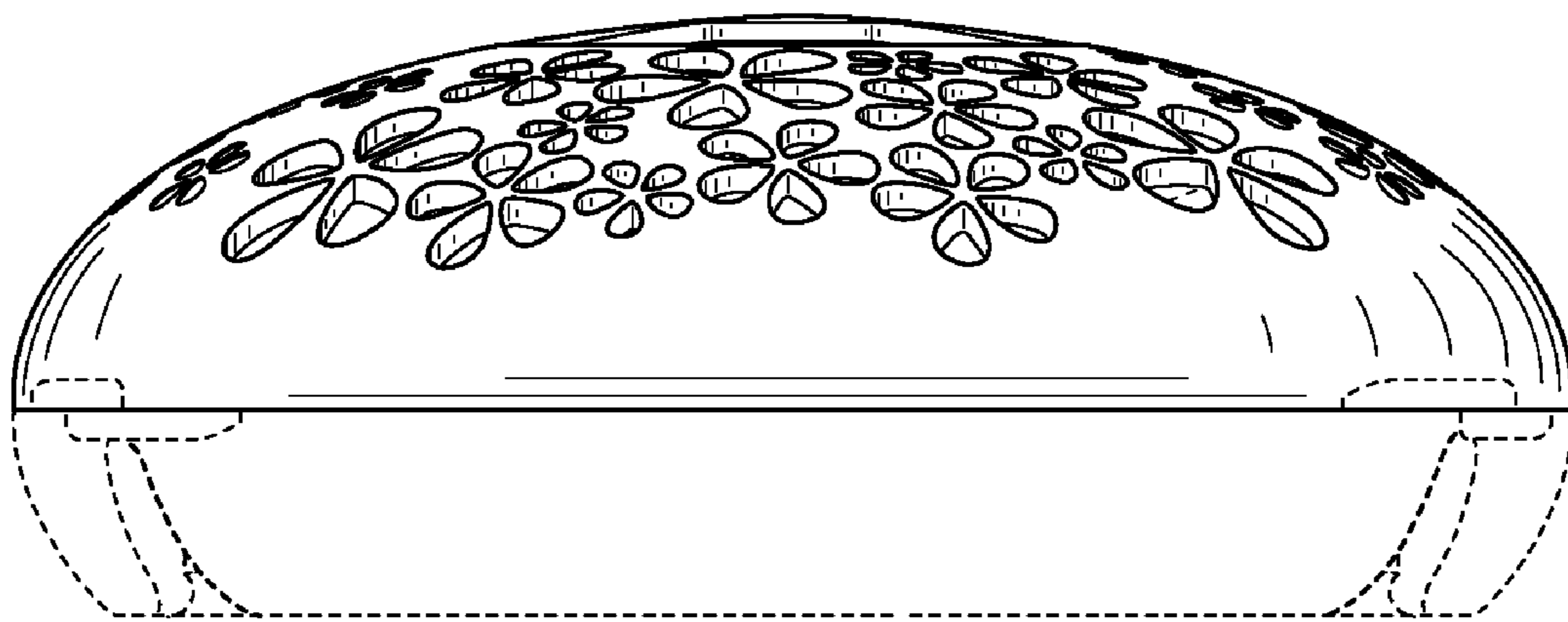


FIG. 3




FIG. 4




FIG. 5



FIG. 6

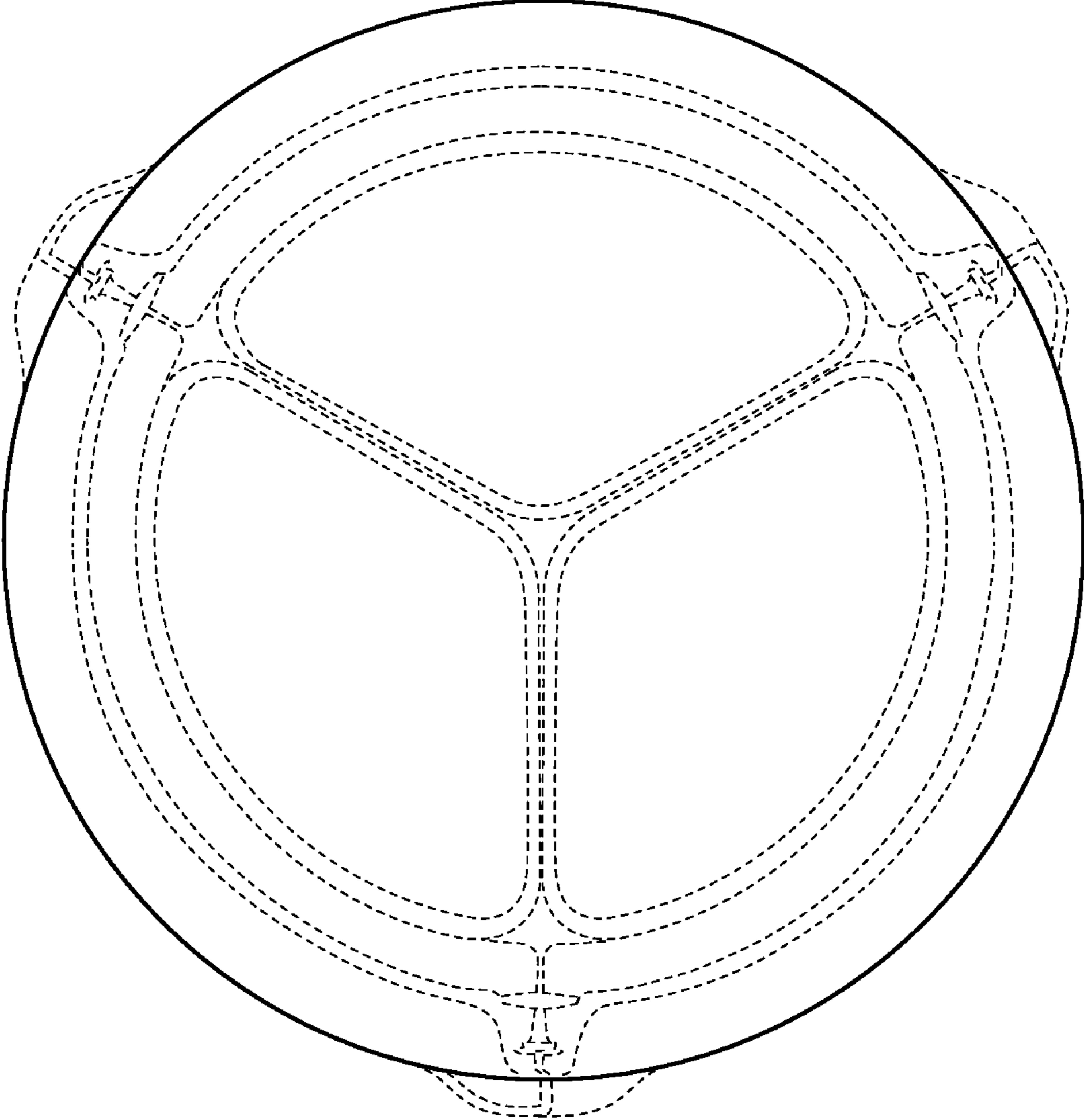


FIG. 7

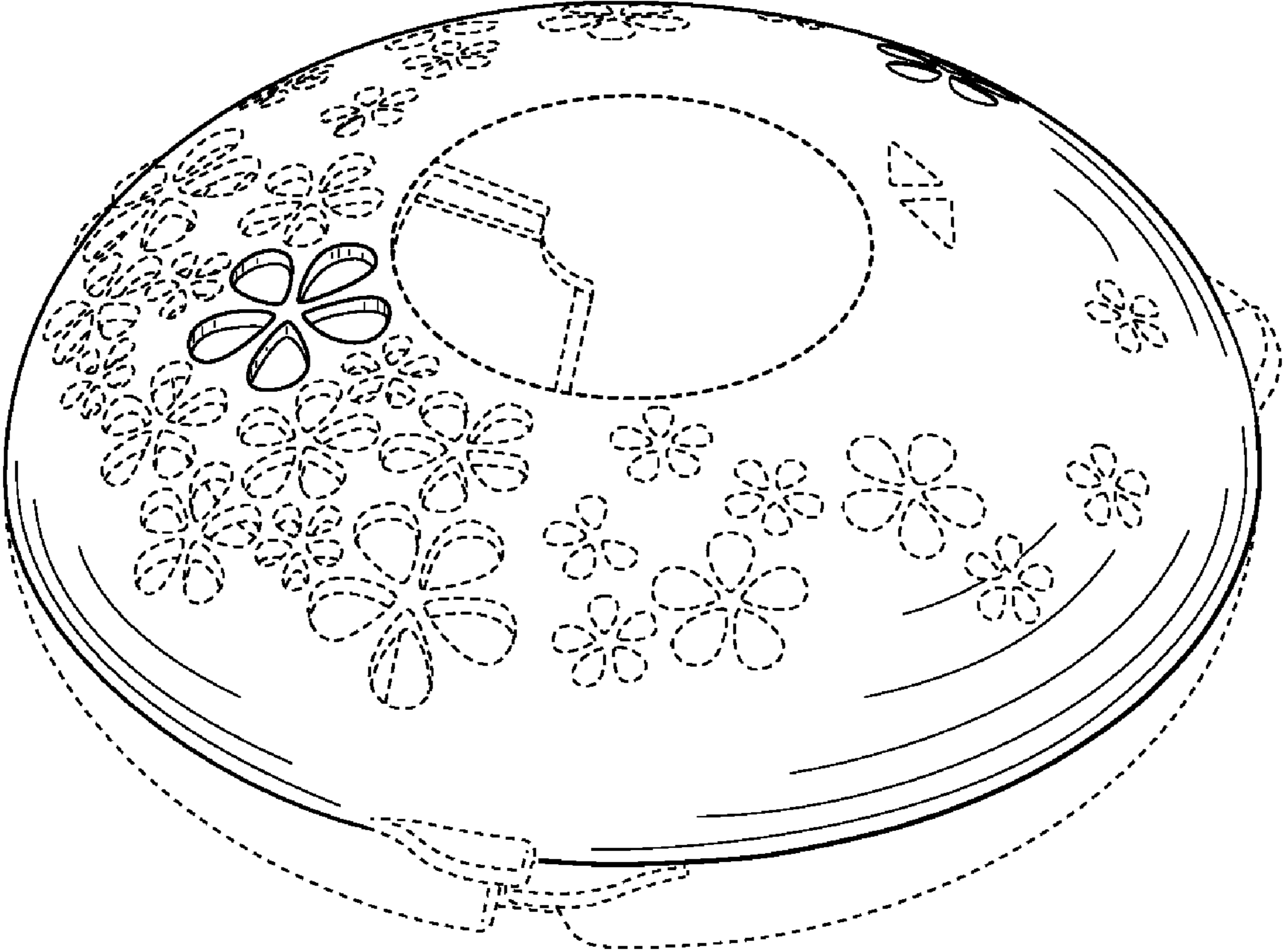


FIG. 8

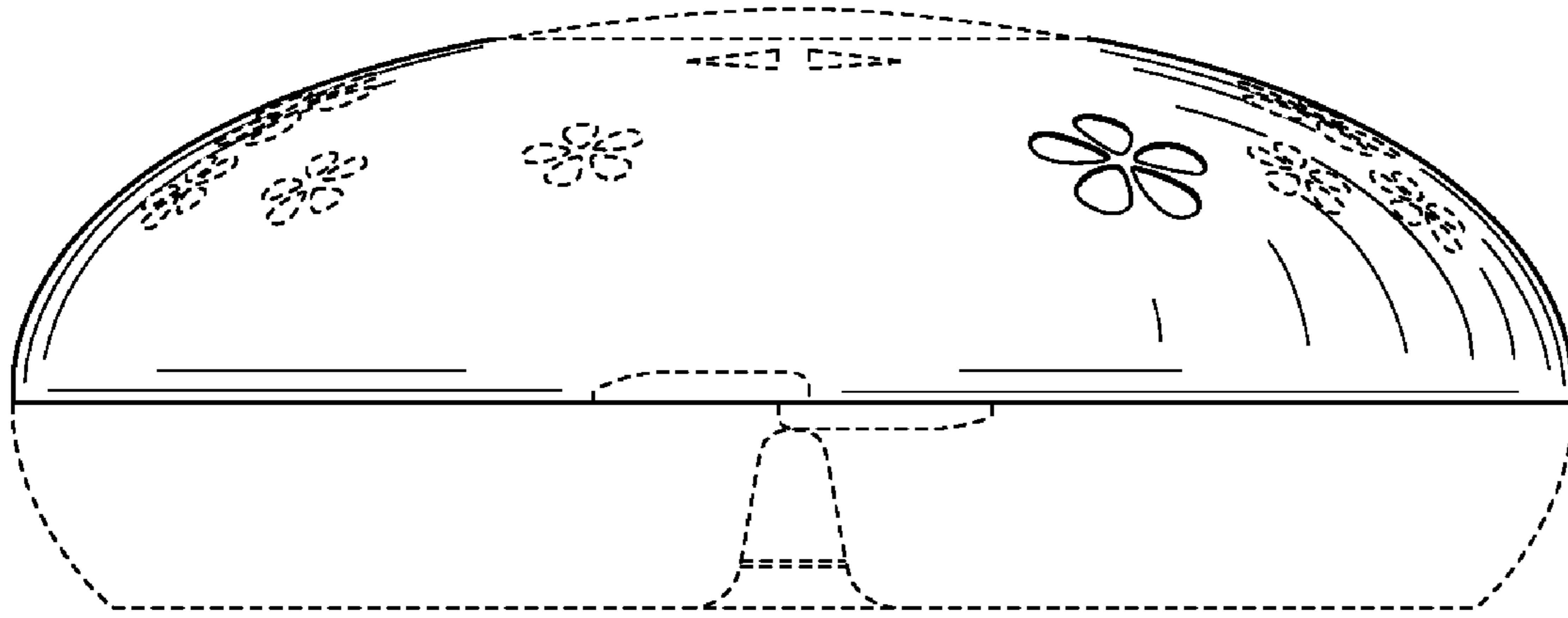


FIG. 9




FIG. 10




FIG. 11

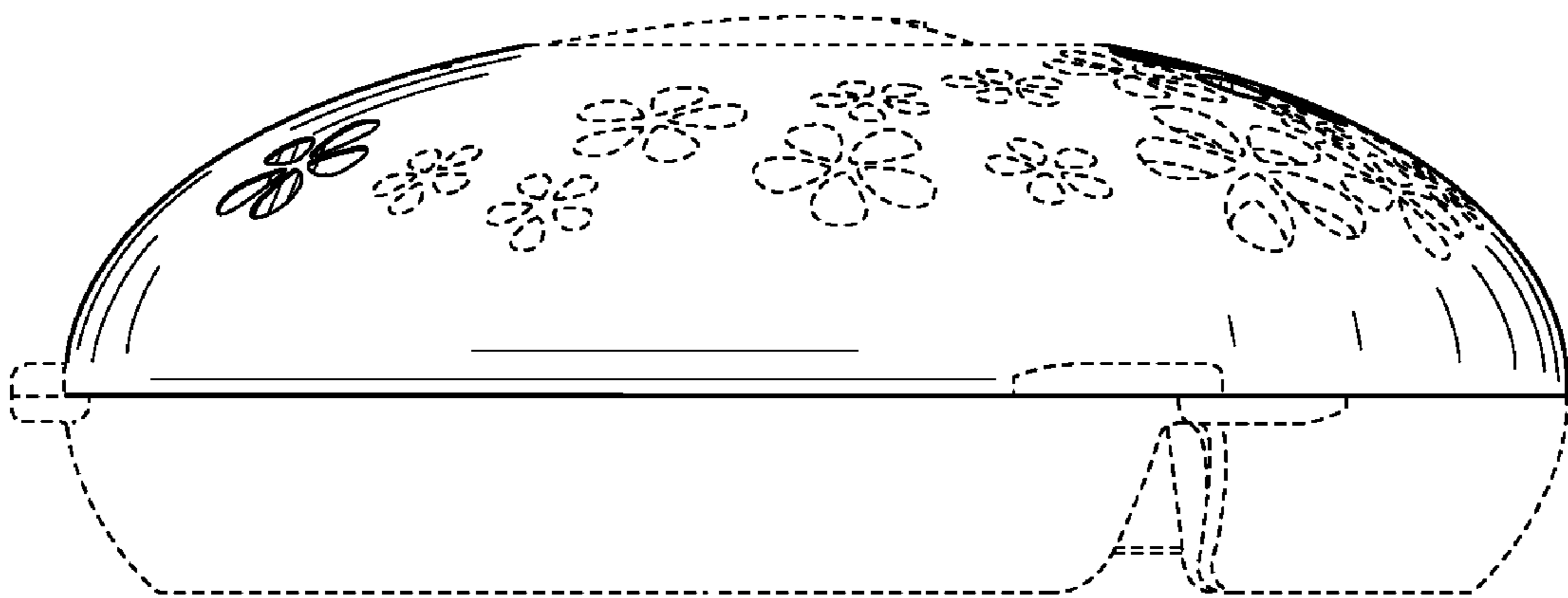


FIG. 12




FIG. 13

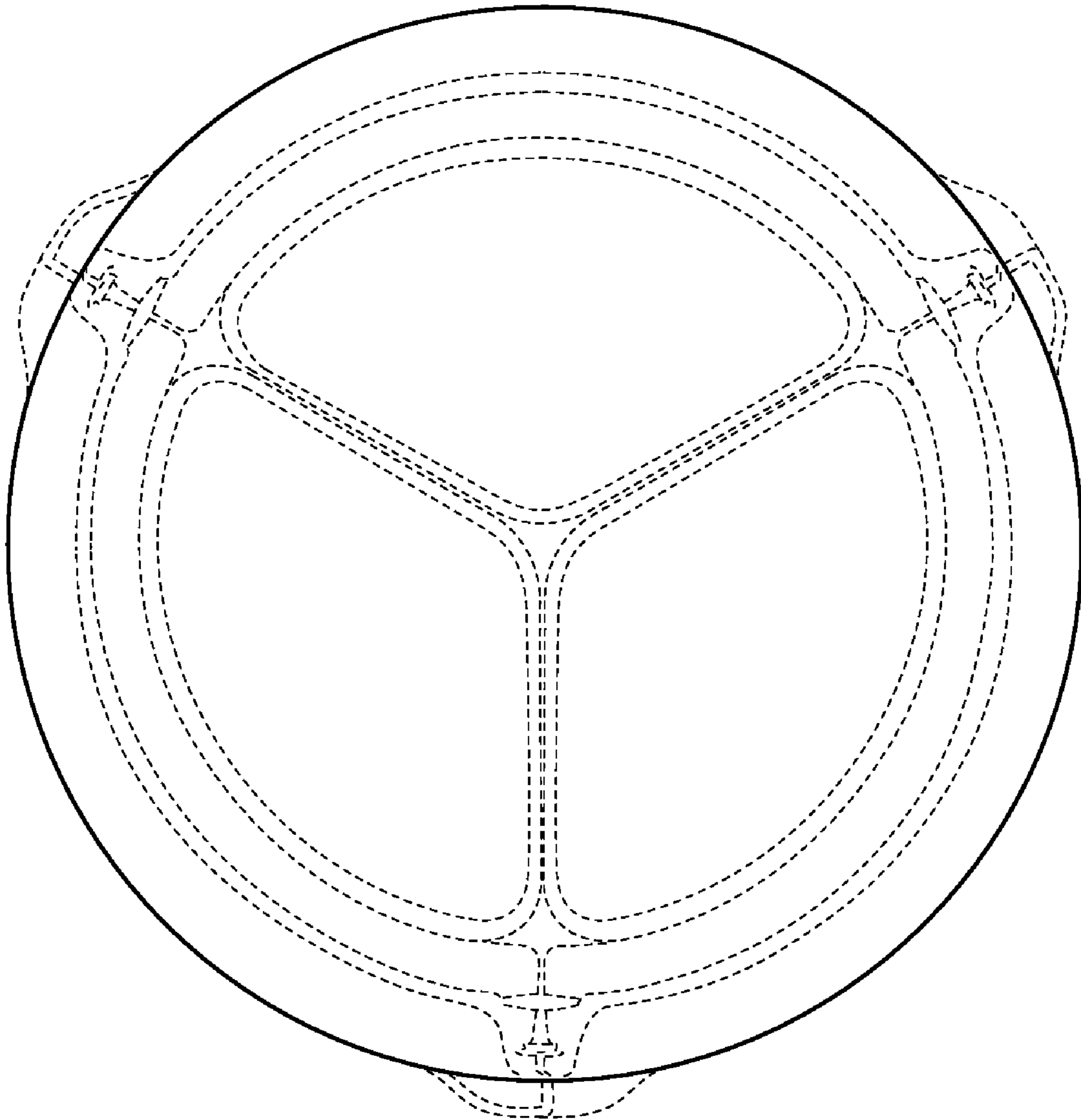


FIG. 14