



US00D585492S

(12) **United States Design Patent**  
**Booker**

(10) **Patent No.:** **US D585,492 S**

(45) **Date of Patent:** **\*\* Jan. 27, 2009**

(54) **PEN**

(76) **Inventor:** **Paul Steven Booker**, 1243 Brechenridge Way, Portage, MI (US) 49002

(\*\*) **Term:** **14 Years**

(21) **Appl. No.:** **29/284,637**

(22) **Filed:** **Sep. 12, 2007**

(51) **LOC (9) Cl.** ..... **19-06**

(52) **U.S. Cl.** ..... **D19/50**

(58) **Field of Classification Search** ..... D19/35,  
D19/36, 41-51, 53-57; 24/11 F, 11 P, 11 R;  
401/52, 99, 100, 104-109, 192, 195, 196  
See application file for complete search history.

(56) **References Cited**

**U.S. PATENT DOCUMENTS**

D338,039 S *	8/1993	Takahashi	.....	D19/51
D441,017 S *	4/2001	Gault et al.	.....	D19/50
D454,368 S *	3/2002	Pellissa Beneyto	.....	D19/48
D492,349 S *	6/2004	Qiu	.....	D19/50
D500,519 S *	1/2005	Keda	.....	D19/50

D503,741 S *	4/2005	Pellissa Beneyto	.....	D19/51
D540,386 S *	4/2007	Qiu	.....	D19/51
D540,861 S *	4/2007	Bickert et al.	.....	D19/42
D562,390 S *	2/2008	Qiu et al.	.....	D19/49
D562,895 S *	2/2008	Shibata	.....	D19/50

\* cited by examiner

*Primary Examiner*—Elizabeth A Albert

(57) **CLAIM**

The ornamental design for the pen, as shown.

**DESCRIPTION**

FIG. 1 Is a perspective view of the pen showing my new design

FIG. 2 is a top plan view of the pen

FIG. 3 is a bottom plan view of the pen

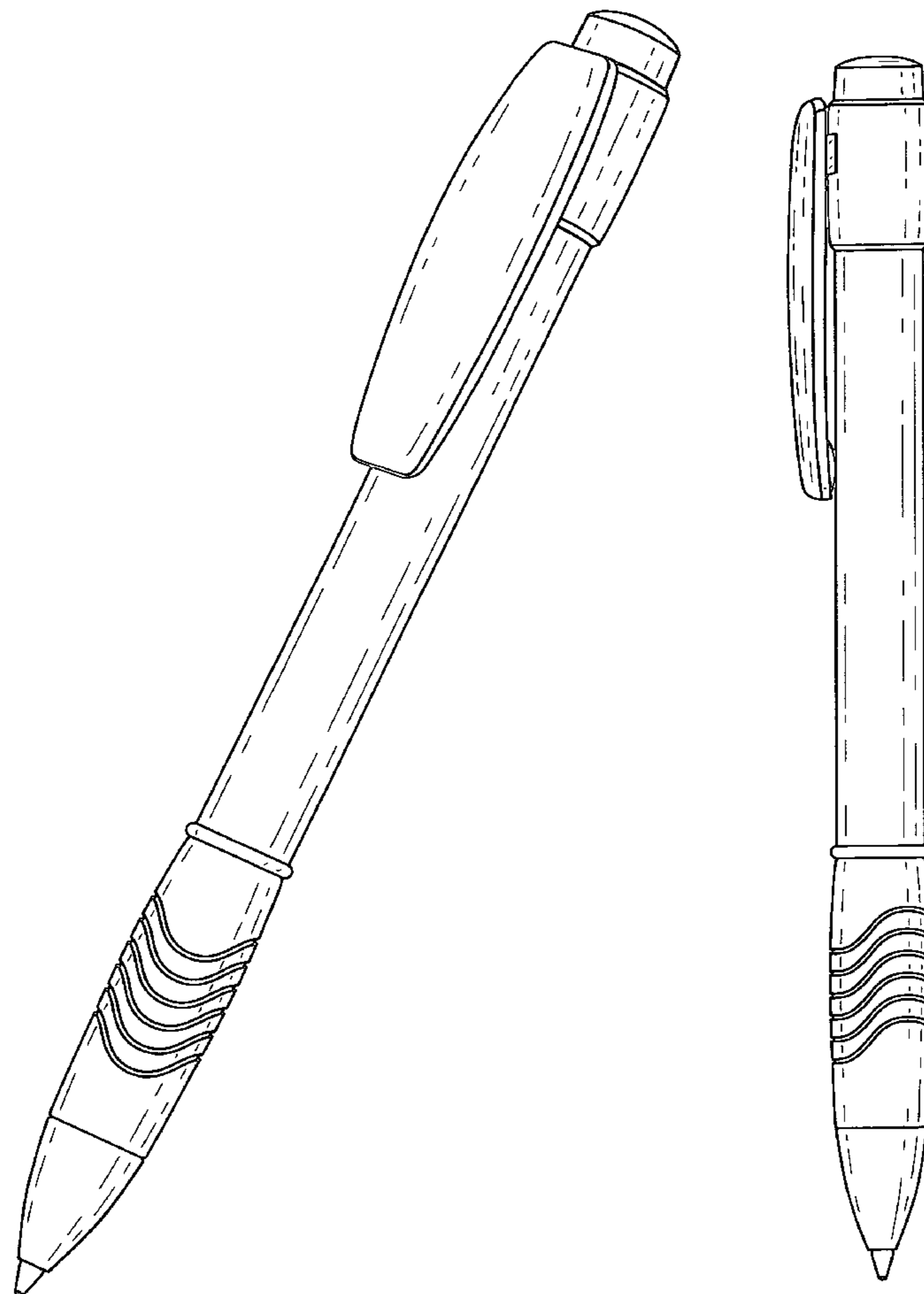
FIG. 4 is a right side elevational view of the pen

FIG. 5 is a left side elevational view of the pen

FIG. 6 is a front elevational view of the pen; and,

FIG. 7 is a rear elevational view of the pen.

**1 Claim, 6 Drawing Sheets**



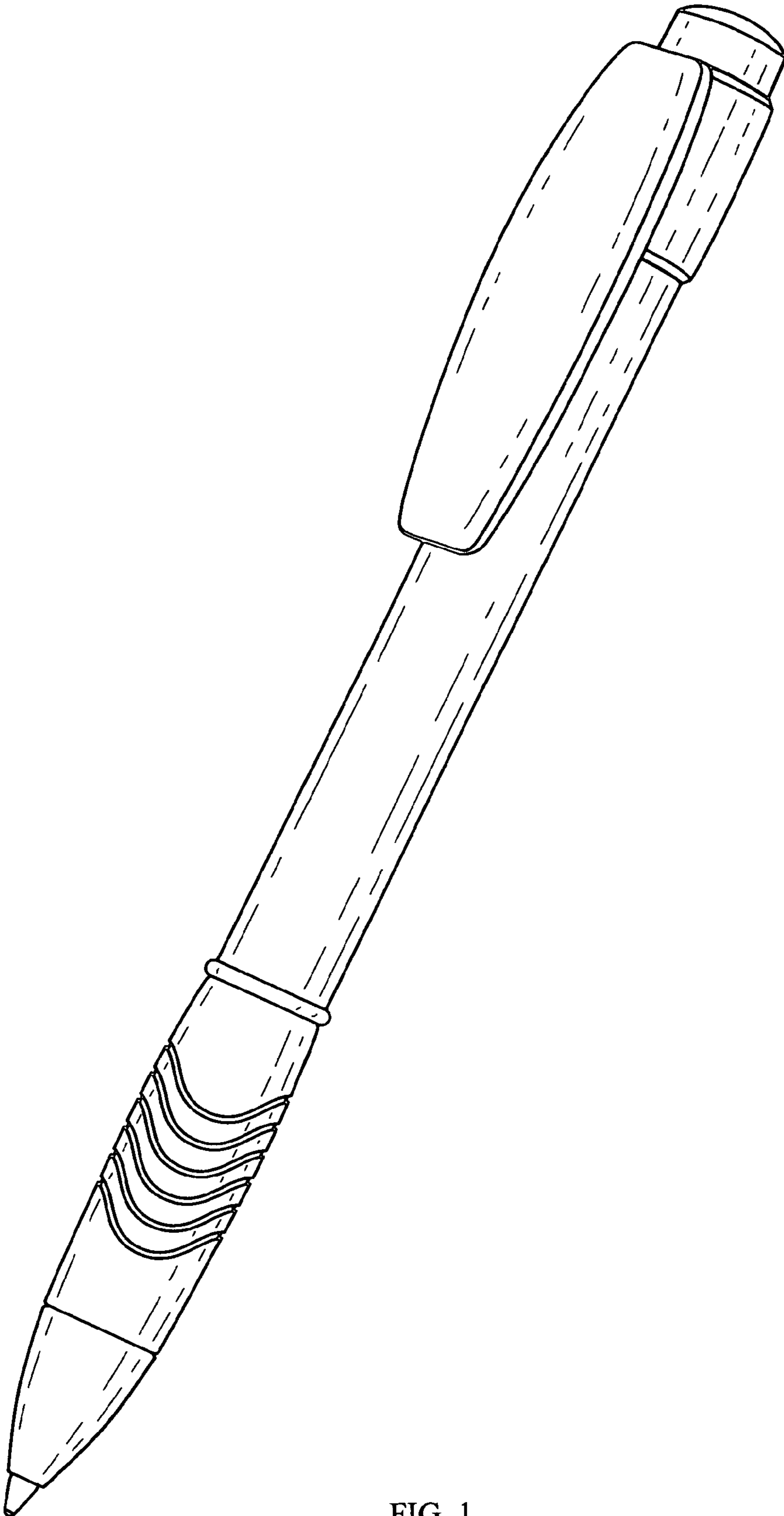


FIG. 1




FIG. 2




FIG. 3

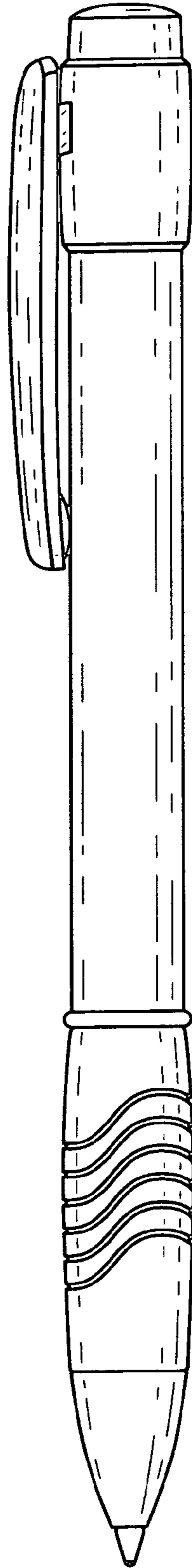


FIG. 4

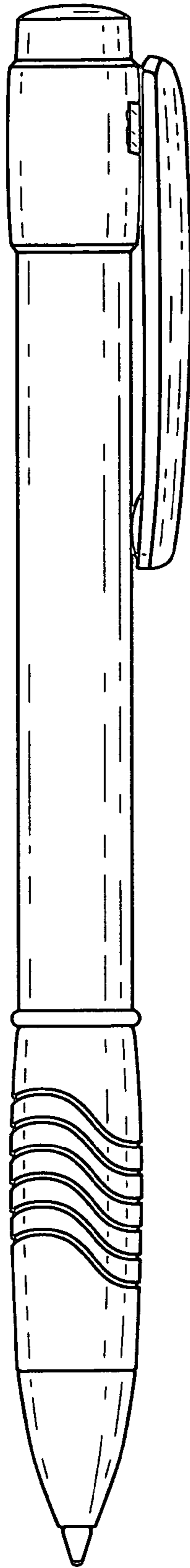


FIG. 5




FIG. 6

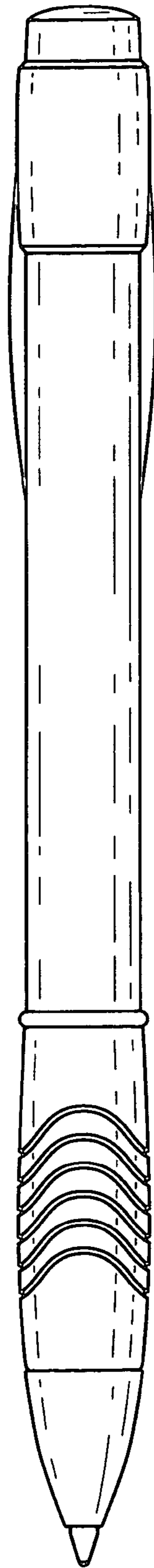


FIG. 7