



US00D585436S

(12) **United States Design Patent**
Fang et al.

(10) **Patent No.:** **US D585,436 S**

(45) **Date of Patent:** **** Jan. 27, 2009**

(54) **ANTENNA**

(75) Inventors: **Chiou-Yung Fang**, Taipei County (TW);
Hua-Ming Chen, Taipei County (TW);
Yang-Kai Wang, Taipei County (TW);
Chia-Ming Liang, Taipei County (TW);
Ching-Shun Wang, Taipei County (TW)

(73) Assignee: **Advanced Connection Technology Inc.**,
Taipei County (TW)

(**) Term: **14 Years**

(21) Appl. No.: **29/303,846**

(22) Filed: **Feb. 19, 2008**

(51) **LOC (9) Cl.** **14-03**

(52) **U.S. Cl.** **D14/230**

(58) **Field of Classification Search** D14/138,
D14/230-238, 299, 358; D12/42, 43; 343/700 MS,
343/700 R-705, 711-713, 741, 748, 767,
343/795, 819, 840, 846, 866, 871-908; 455/90.2,
455/90.3, 91, 128, 269, 344, 347, 562.1
See application file for complete search history.

(56) **References Cited**

U.S. PATENT DOCUMENTS

6,140,975 A * 10/2000 Cohen 343/846

6,784,844 B1 * 8/2004 Boakes et al. 343/702
7,164,386 B2 * 1/2007 Baliarda et al. 343/700 MS
7,245,196 B1 * 7/2007 Baliarda et al. 333/219
7,312,762 B2 * 12/2007 Puente Ballarda et al. .. 343/752
7,362,283 B2 * 4/2008 Quintero Illera et al. 343/846
2007/0115184 A1 * 5/2007 Chang et al. 343/700 MS
2007/0152886 A1 * 7/2007 Baliarda et al. 343/700 MS
2008/0062049 A1 * 3/2008 Soler Castany et al. 343/702
2008/0094304 A1 * 4/2008 Park et al. 343/850

* cited by examiner

Primary Examiner—Robert M. Spear

Assistant Examiner—John Windmuller

(74) *Attorney, Agent, or Firm*—McNees Wallace & Nurick
LLC

(57) **CLAIM**

The ornamental design for antenna, as shown and described.

DESCRIPTION

FIG. 1 is a perspective view of antenna showing our new design;

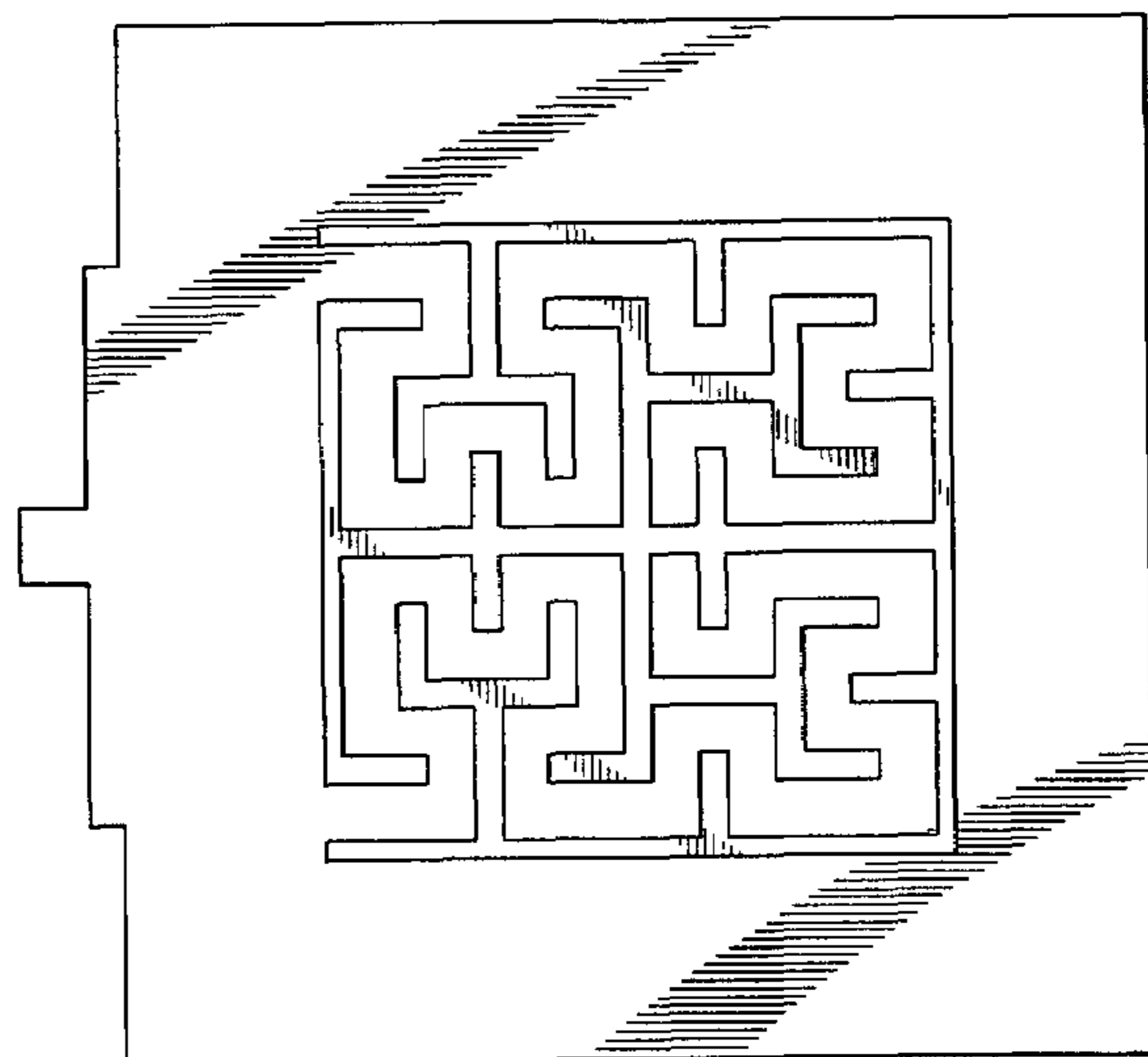
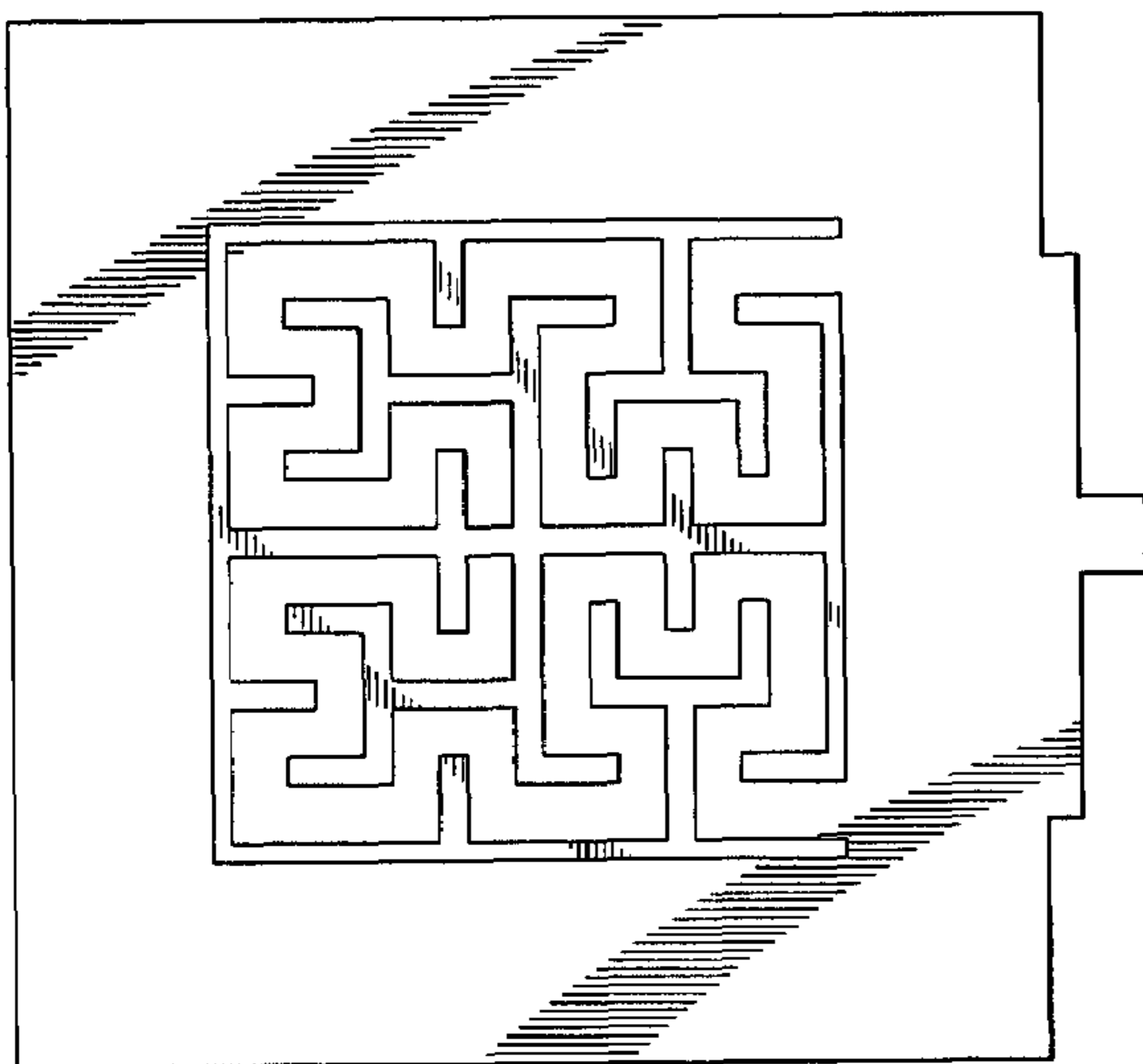
FIG. 2 is a front elevational view thereof;

FIG. 3 is a left side elevational view thereof;

FIG. 4 is a top plan view thereof; and,

FIG. 5 is a bottom plan view thereof.

1 Claim, 5 Drawing Sheets



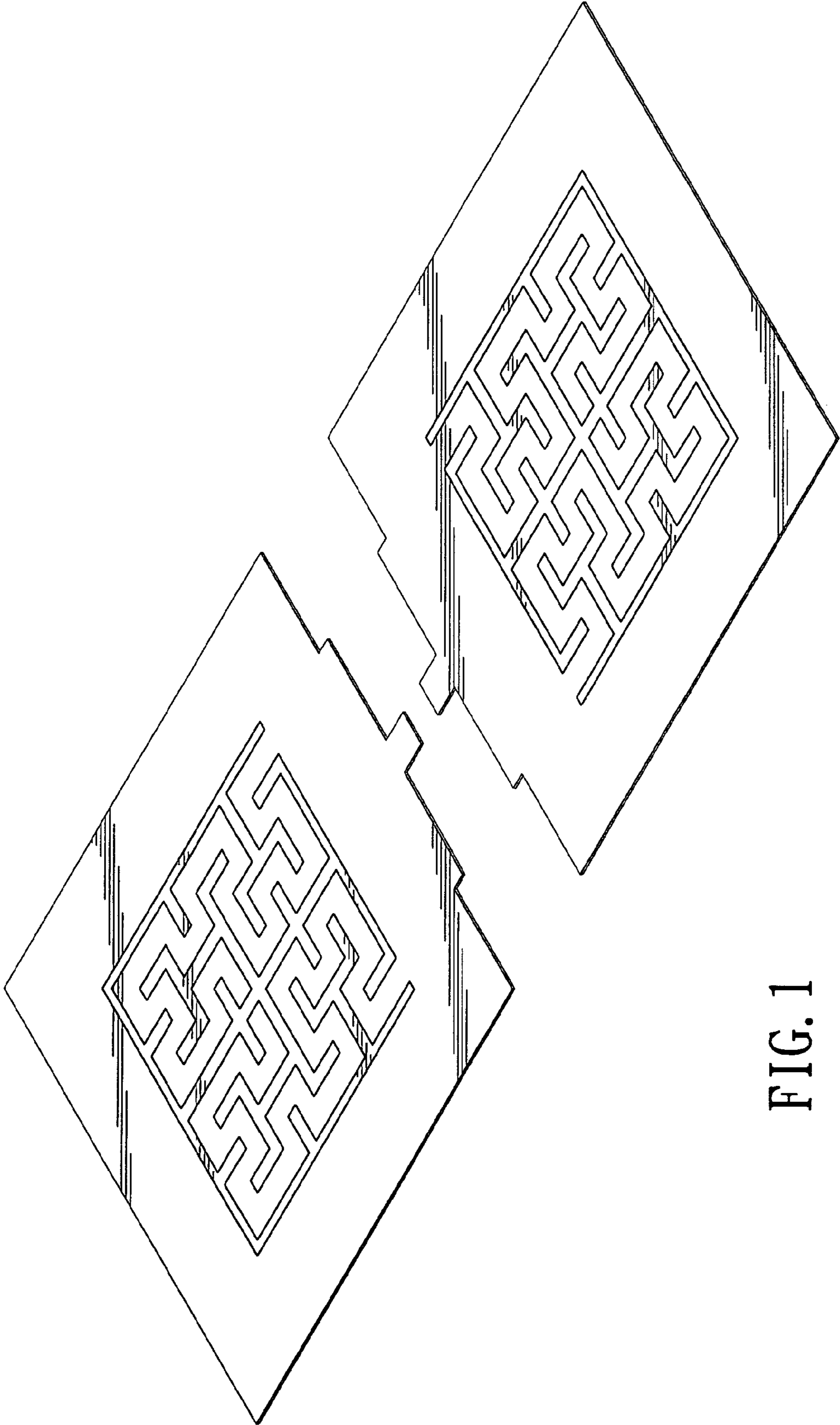


FIG. 1



FIG. 2



FIG. 3

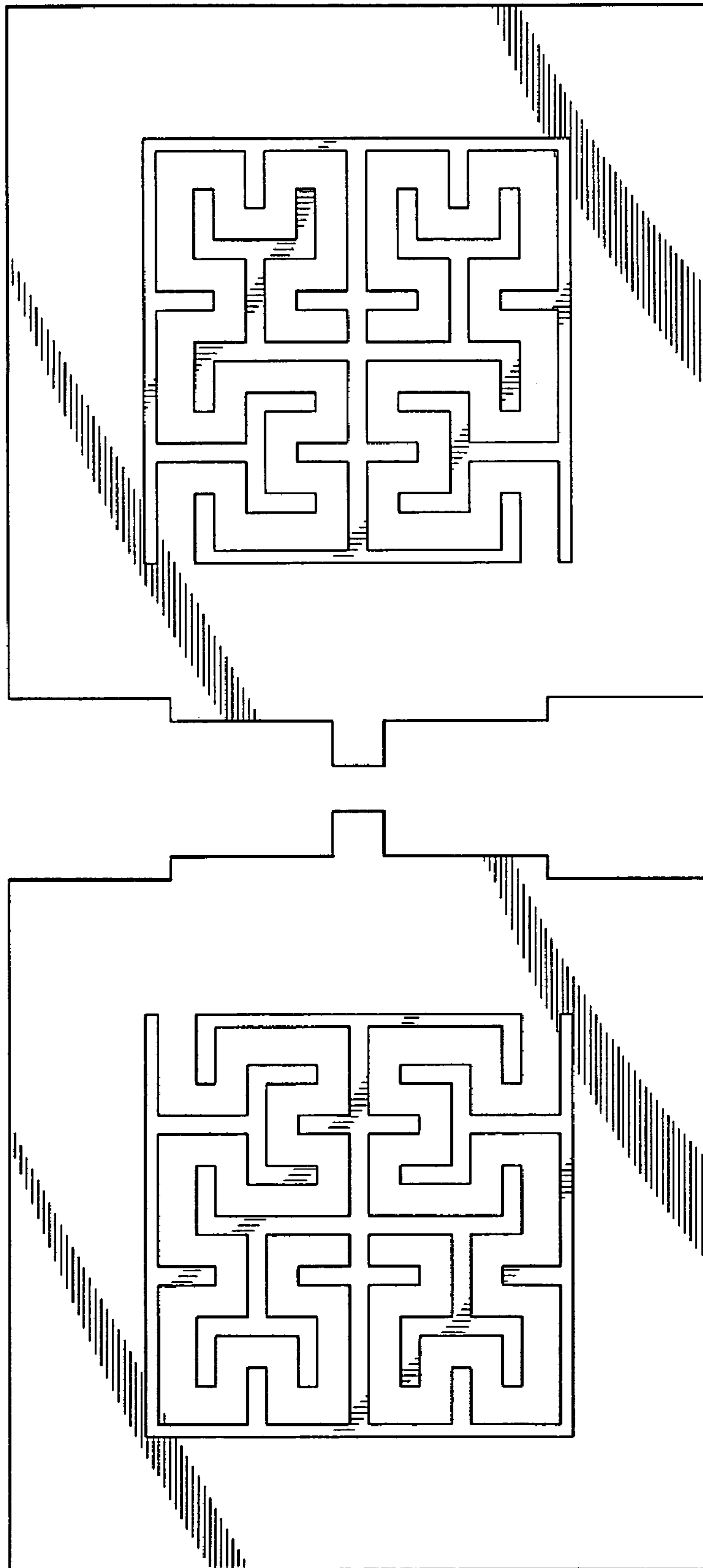


FIG. 4

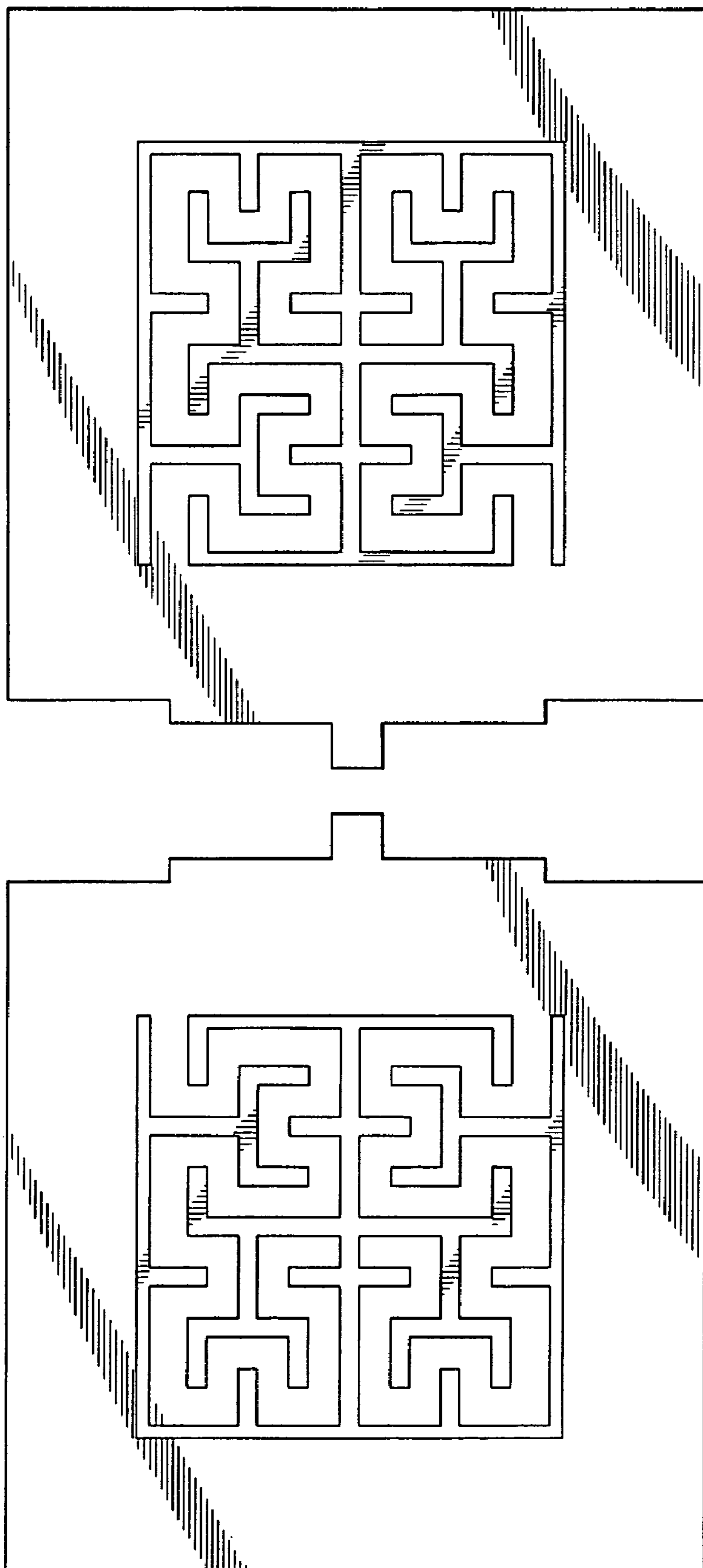


FIG. 5