



US00D585399S

(12) **United States Design Patent**  
**Hwang**

(10) **Patent No.:** **US D585,399 S**  
(45) **Date of Patent:** **\*\* Jan. 27, 2009**

(54) **MULTI-MEDIA PHONE SYSTEM MONITOR**

(75) Inventor: **Steve Hwang**, San Francisco, CA (US)

(73) Assignee: **OpenPeak Inc.**, Boca Raton, FL (US)

(\*\*) Term: **14 Years**

(21) Appl. No.: **29/306,798**

(22) Filed: **Apr. 16, 2008**

(51) **LOC (9) Cl.** ..... **14-03**

(52) **U.S. Cl.** ..... **D14/130**

(58) **Field of Classification Search** ..... D14/125-130,  
D14/136-137, 140-142, 147-151, 158-159,  
D14/171, 188, 225-226, 240, 243, 247, 251,  
D14/253, 349, 356, 358, 434, 371, 375, 329,  
D14/341, 144, 252; 379/88.17, 90.01, 93.17,  
379/387.01, 388.02, 419-420.04, 428.01-428.04,  
379/434-436, 440, 446-447, 454-455; 381/16,  
381/71.1; D13/107-108; 191/12.2 R; 320/108,  
320/110, 113-115; 455/411, 550.1-90.3;  
348/14.01-14.06; D6/300, 308; 40/735

See application file for complete search history.

(56) **References Cited**

**U.S. PATENT DOCUMENTS**

D270,061 S *	8/1983	Ackeret .....	D6/308
D304,726 S *	11/1989	Brooks et al. ....	D14/149
D323,657 S *	2/1992	Danielson et al. ....	D14/151
D478,881 S *	8/2003	O'Leary et al. ....	D14/130
D485,265 S *	1/2004	Sato et al. ....	D14/341
D496,045 S *	9/2004	Yang .....	D14/375
D497,910 S *	11/2004	Huang et al. ....	D14/375
D514,558 S *	2/2006	Nagel et al. ....	D14/341
D558,460 S *	1/2008	Yu et al. ....	D6/308
D570,610 S *	6/2008	Chuang .....	D6/300
D572,025 S *	7/2008	Kwon .....	D6/308

D575,760 S \* 8/2008 Kim et al. .... D14/138  
2005/0126061 A1\* 6/2005 Lin ..... 40/735

**FOREIGN PATENT DOCUMENTS**

WO DM/055768 \* 4/2001

**OTHER PUBLICATIONS**

Vialta Beamer BM80: Single Pack Video Phone, <URL:http://www.101phones.com/details/0-880/Beamer-BM80%2bSingle-Pack-Video-Phone.html>, retrieved from internet Sep. 20, 2008 5:39:35 PM.\*

\* cited by examiner

*Primary Examiner*—Ian Simmons

*Assistant Examiner*—Carla Jobe Wright

(74) *Attorney, Agent, or Firm*—Sterne, Kessler, Goldstein & Fox P.L.L.C.

(57) **CLAIM**

The ornamental design for a multi-media phone system monitor, as shown and described.

**DESCRIPTION**

FIG. 1 is a perspective view of a multi-media phone system monitor showing my new design;

FIG. 2 is a front view thereof;

FIG. 3 is a rear view thereof;

FIG. 4 is a side view thereof;


FIG. 5 is another side view thereof;


FIG. 6 is a top view thereof; and,

FIG. 7 is a bottom view thereof.

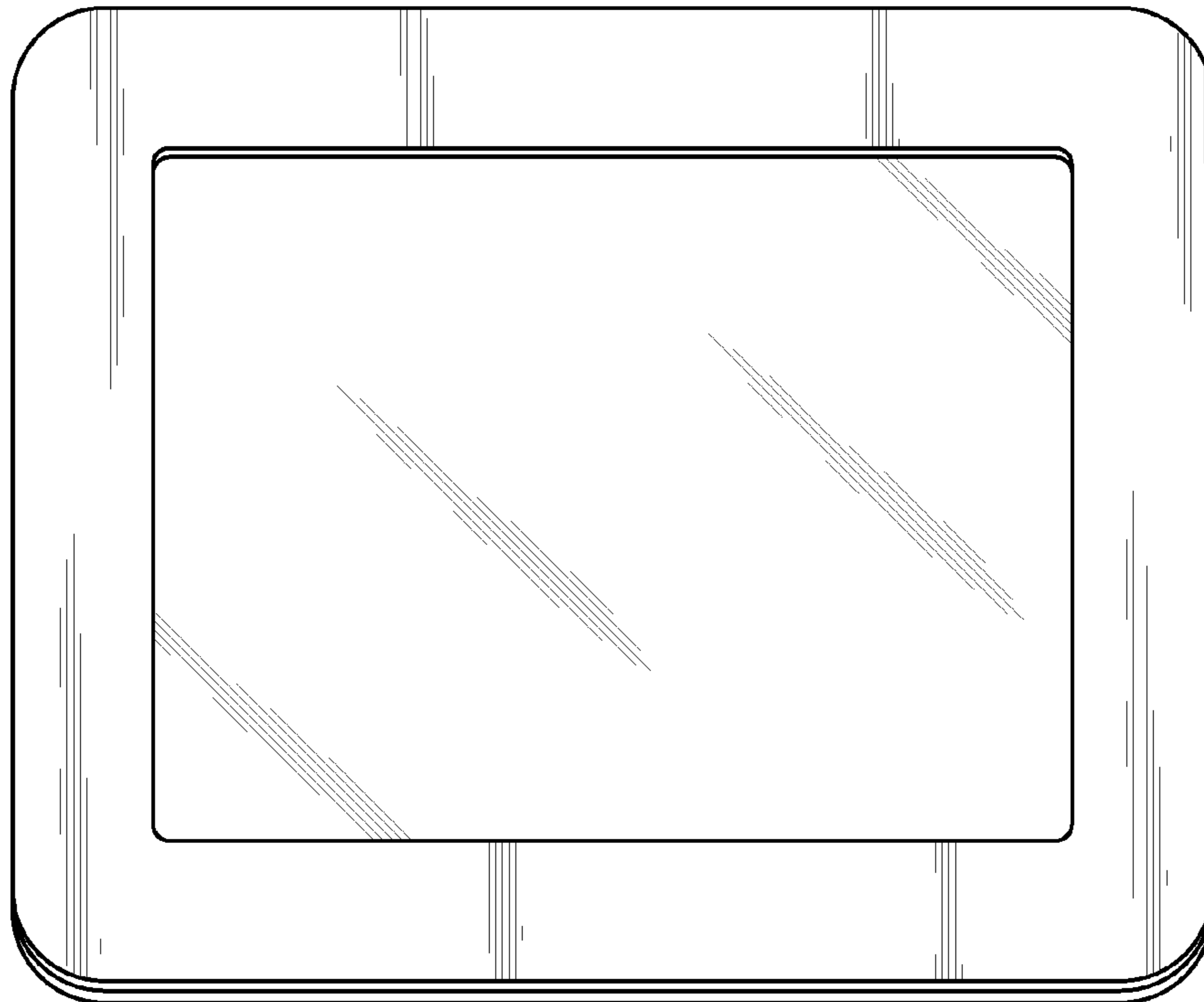
The broken lines in the Figures are for illustrative purposes only and form no part of the claimed design.

**1 Claim, 4 Drawing Sheets**

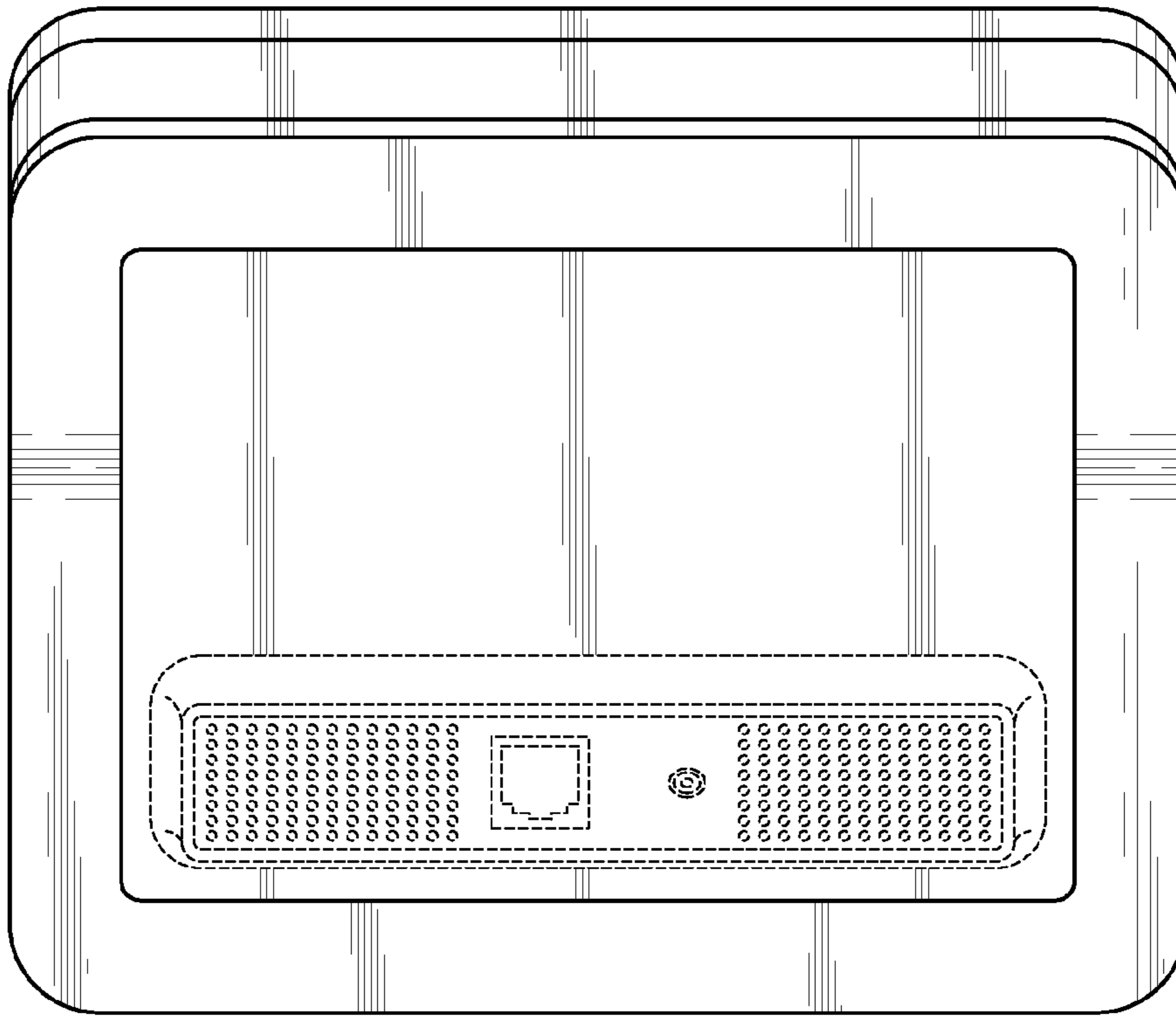




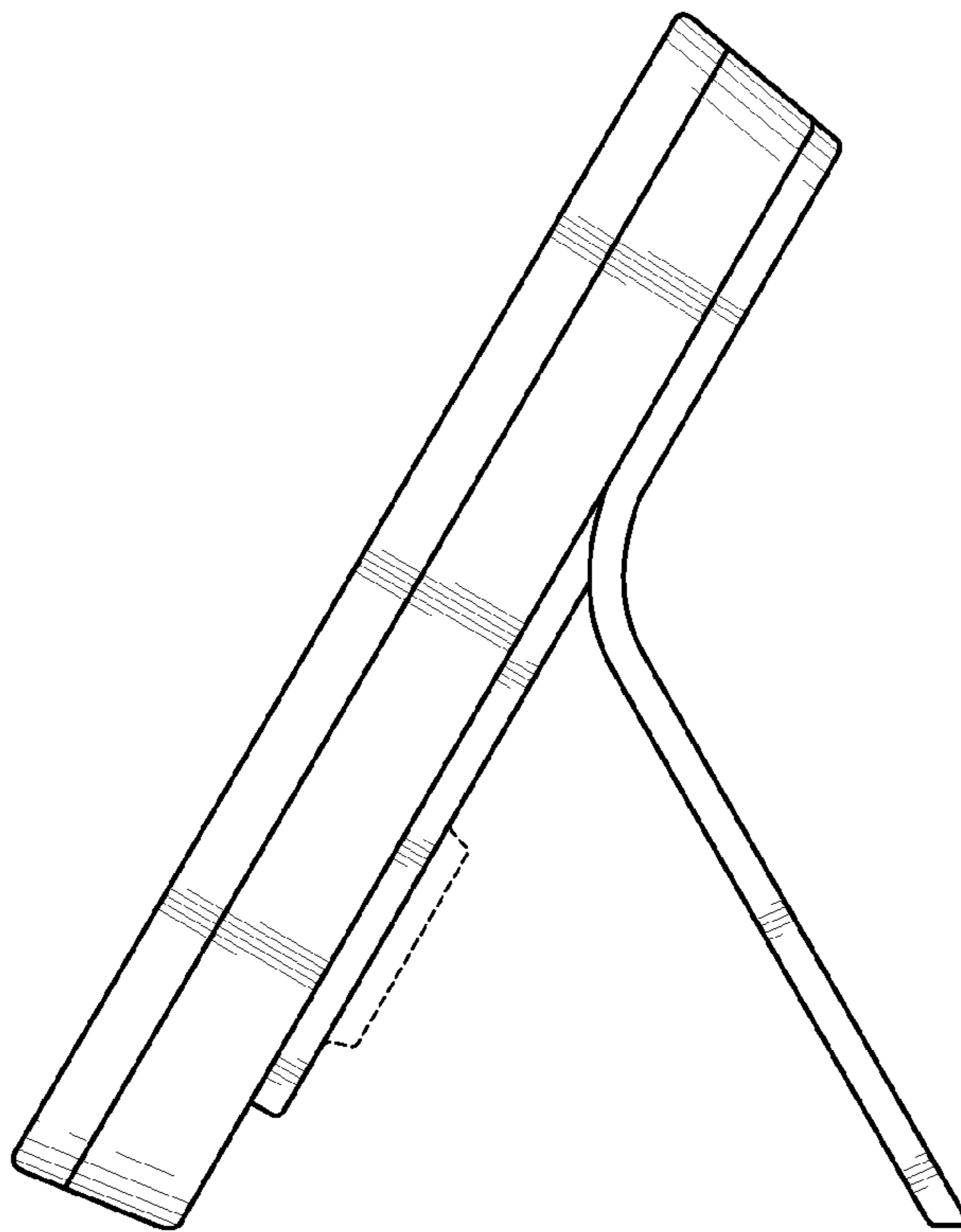
**FIG. 1**



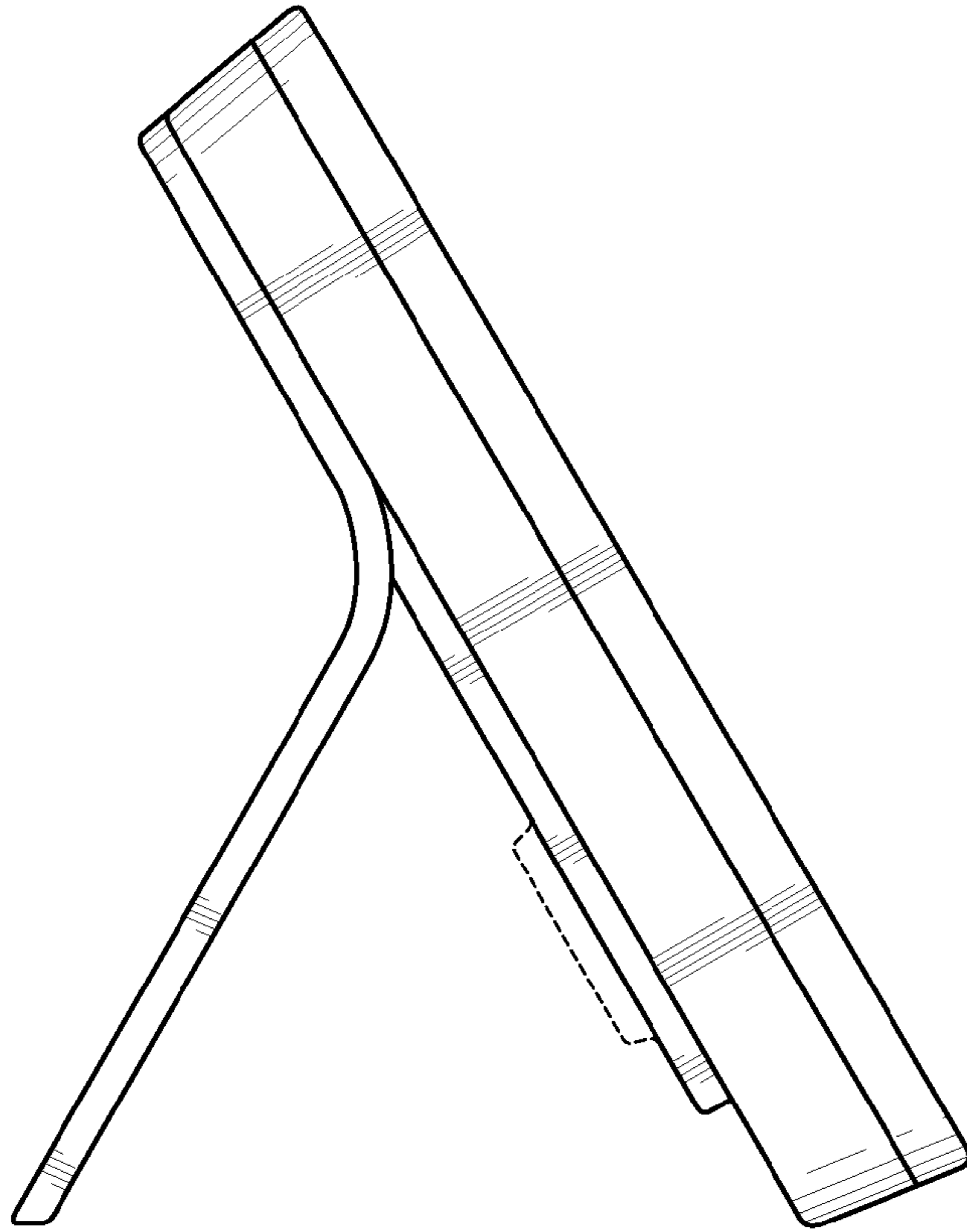
**FIG. 2**



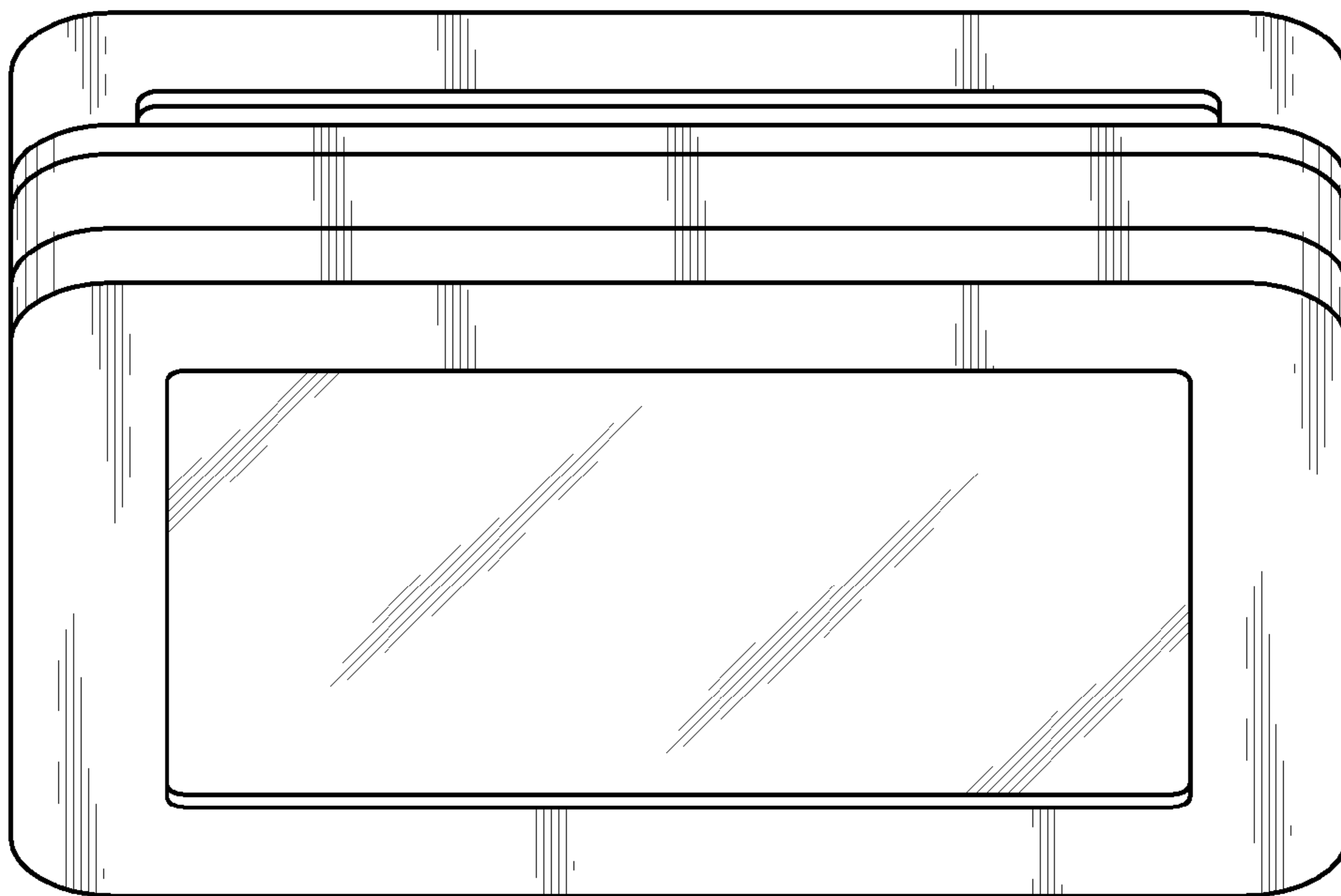
**FIG. 3**



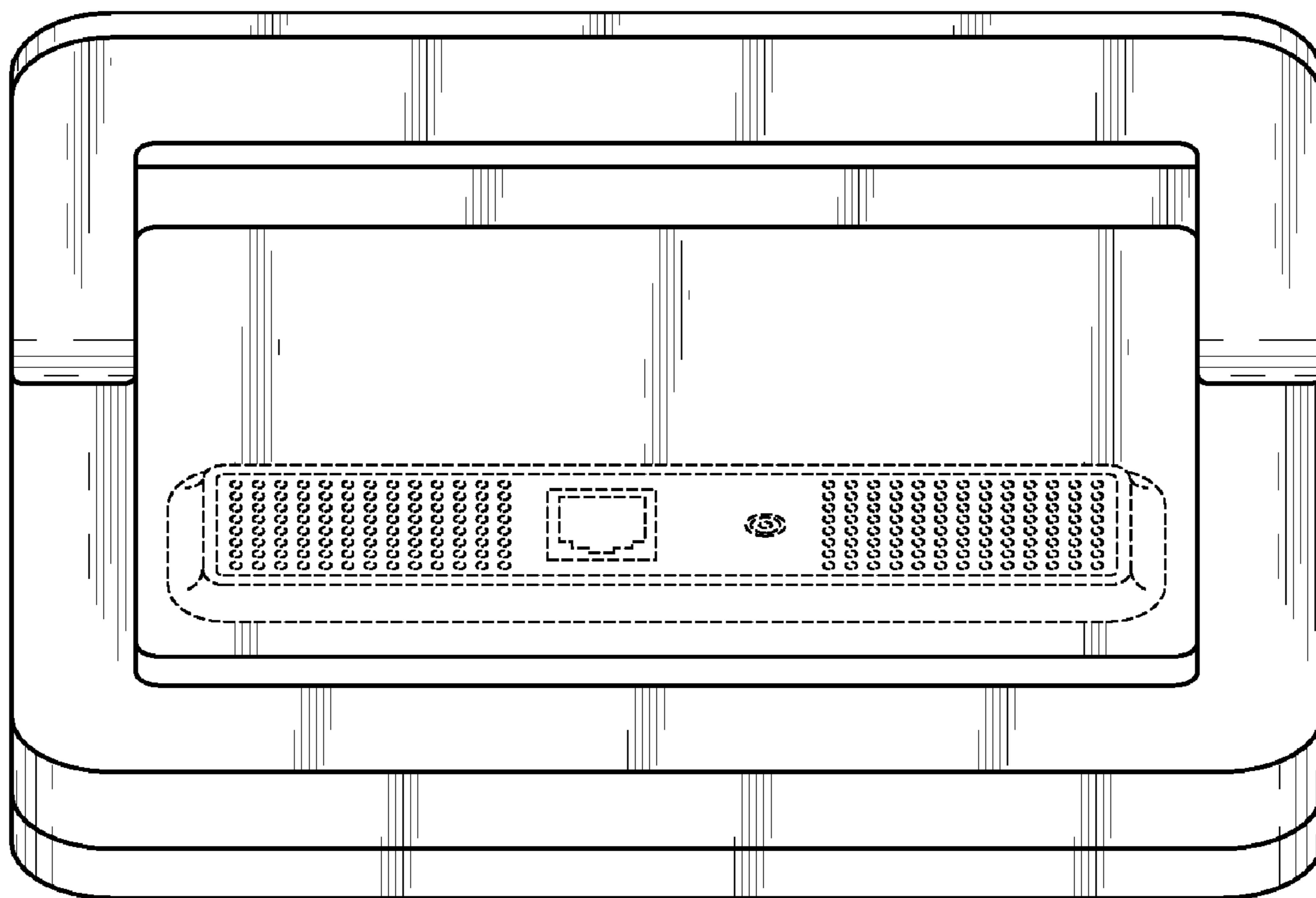
**FIG. 4**



**FIG. 5**



**FIG. 6**



**FIG. 7**