



US00D585398S

(12) **United States Design Patent**
Hwang

(10) **Patent No.:** **US D585,398 S**
(45) **Date of Patent:** **** Jan. 27, 2009**

(54) **MULTI-MEDIA PHONE SYSTEM MONITOR**

(75) Inventor: **Steve Hwang**, San Francisco, CA (US)

(73) Assignee: **OpenPeak Inc.**, Boca Raton, FL (US)

(**) Term: **14 Years**

(21) Appl. No.: **29/306,797**

(22) Filed: **Apr. 16, 2008**

(51) **LOC (9) Cl.** **14-03**

(52) **U.S. Cl.** **D14/130**

(58) **Field of Classification Search** D14/125-130,
D14/136-137, 140-142, 147-151, 158-159,
D14/171, 188, 225-226, 240, 243, 247, 251,
D14/253, 349, 356, 358, 434, 371, 375, 329,
D14/341, 144, 252; 379/88.17, 90.01, 93.17,
379/387.01, 388.02, 419-420.04, 428.01-428.04,
379/434, 436, 440, 446-447, 454-455; 381/16,
381/71.1; D13/107-108; 191/12.2 R; 320/108,
320/110, 113-115; 455/411, 550.1-90.3;
348/14.01-14.06; D6/300, 308; 40/735

See application file for complete search history.

(56) **References Cited**

U.S. PATENT DOCUMENTS

D304,726 S *	11/1989	Brooks et al.	D14/149
D323,324 S *	1/1992	Suda	D14/125
D323,657 S *	2/1992	Danielson et al.	D14/151
D464,050 S *	10/2002	Mori	D14/375
D478,881 S *	8/2003	O'Leary et al.	D14/130
D485,265 S *	1/2004	Sato et al.	D14/341
D496,045 S *	9/2004	Yang	D14/375
D514,558 S *	2/2006	Nagel et al.	D14/341
D558,460 S *	1/2008	Yu et al.	D6/308
D570,610 S *	6/2008	Chuang	D6/300

D572,025 S *	7/2008	Kwon	D6/308
D575,760 S *	8/2008	Kim et al.	D14/138
2005/0126061 A1 *	6/2005	Lin	40/735

FOREIGN PATENT DOCUMENTS

WO DM/055768 * 4/2001

OTHER PUBLICATIONS

Vialta Beamer BM80: Single Pack Video Phone, <URL:http://www.101phones.com/details/0-880/Beamer-80%2bSingle-Pack-Video-Phone.html>, retrieved from internet Sep. 20, 2008 5:39:35 PM.*

* cited by examiner

Primary Examiner—Ian Simmons

Assistant Examiner—Carla Wright

(74) *Attorney, Agent, or Firm*—Sterne, Kessler, Goldstein & Fox P.L.L.C.

(57) **CLAIM**

The ornamental design for a multi-media phone system monitor, as shown and described.

DESCRIPTION

FIG. 1 is a perspective view of a multi-media phone system monitor showing my new design;

FIG. 2 is a front view thereof;

FIG. 3 is a rear view thereof;

FIG. 4 is a side view thereof;


FIG. 5 is another side view thereof;

FIG. 6 is a top view thereof; and,

FIG. 7 is a bottom view thereof.

The broken lines in the Figures are for illustrative purposes only and form no part of the claimed design.

1 Claim, 4 Drawing Sheets






FIG. 1

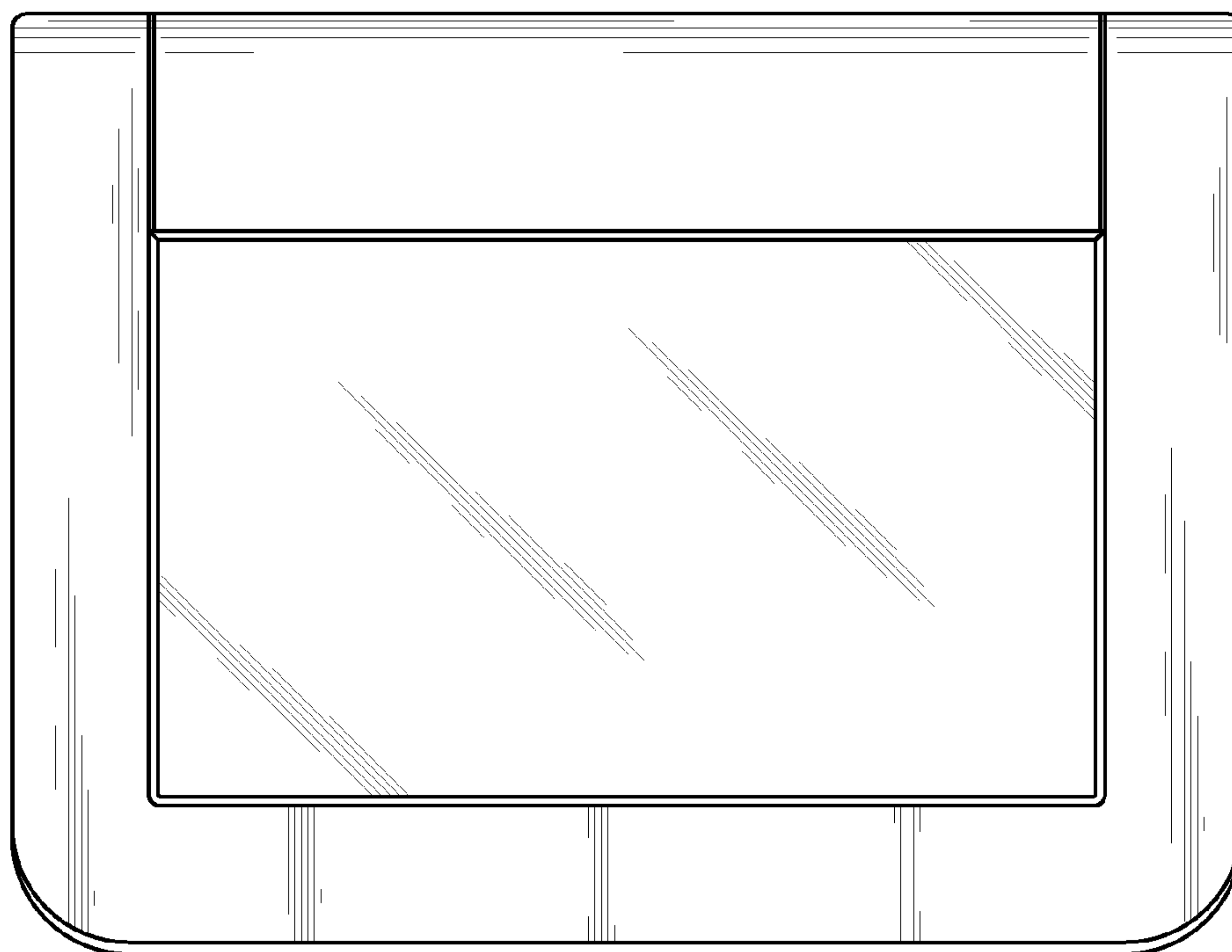


FIG. 2

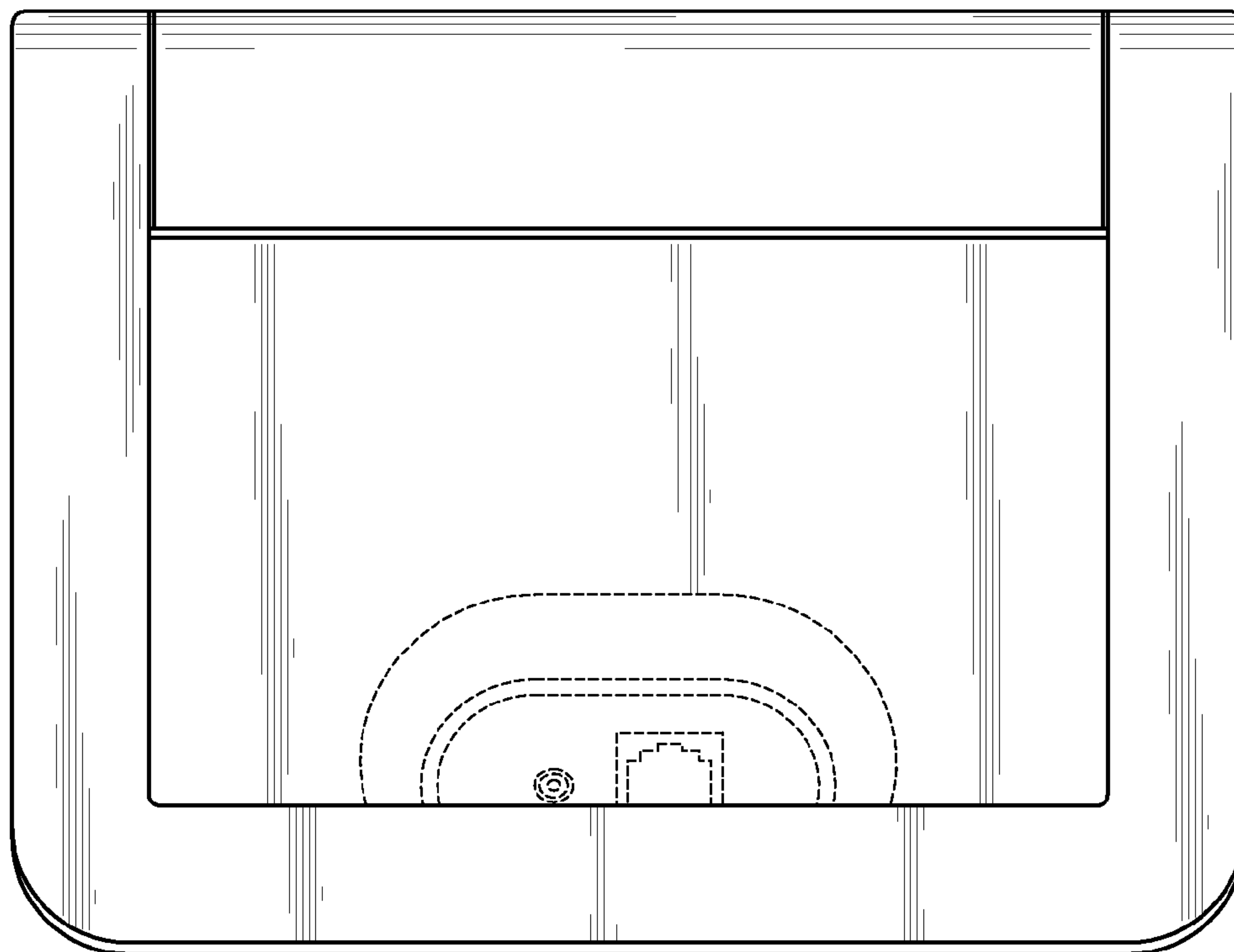


FIG. 3

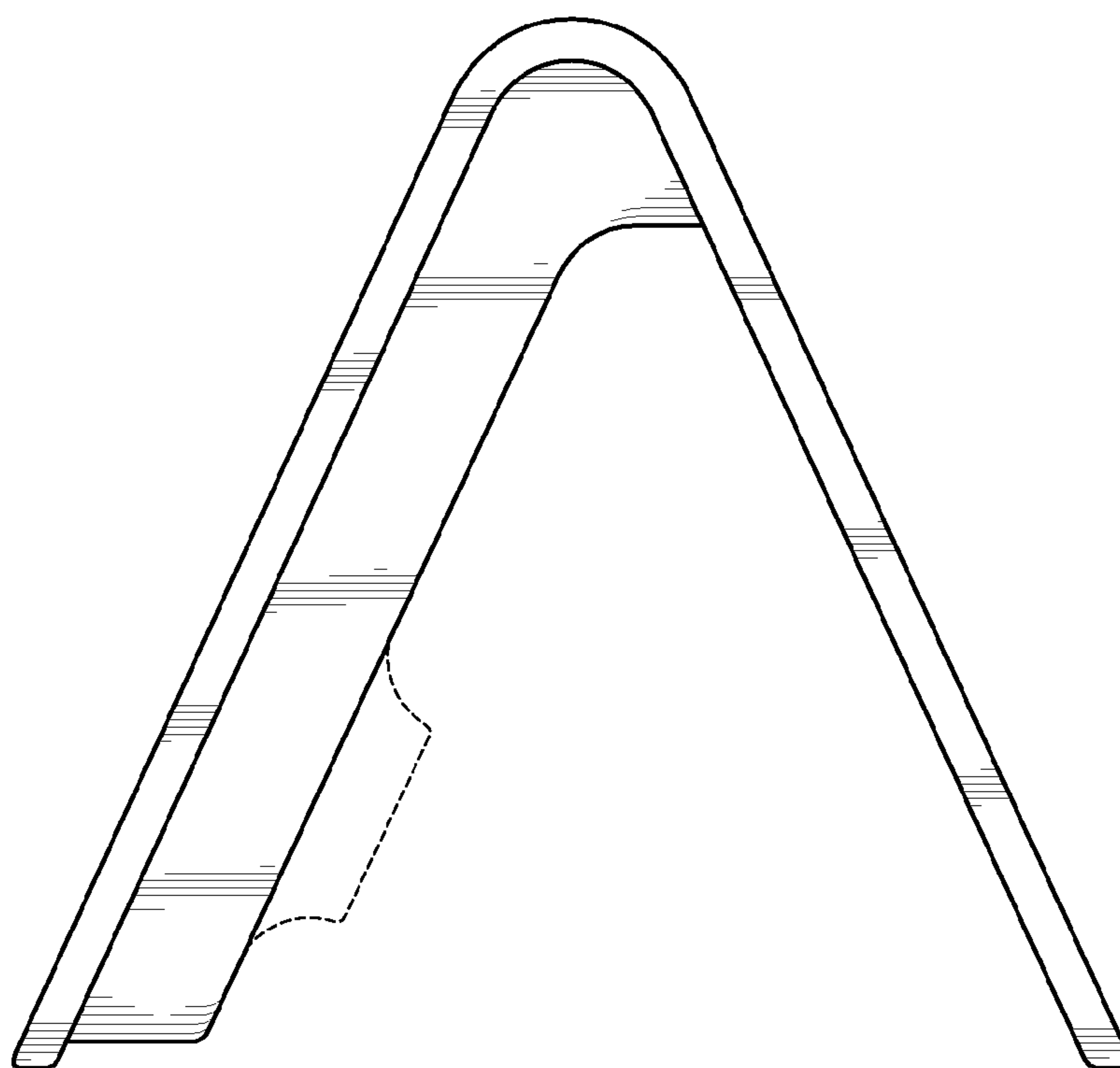


FIG. 4

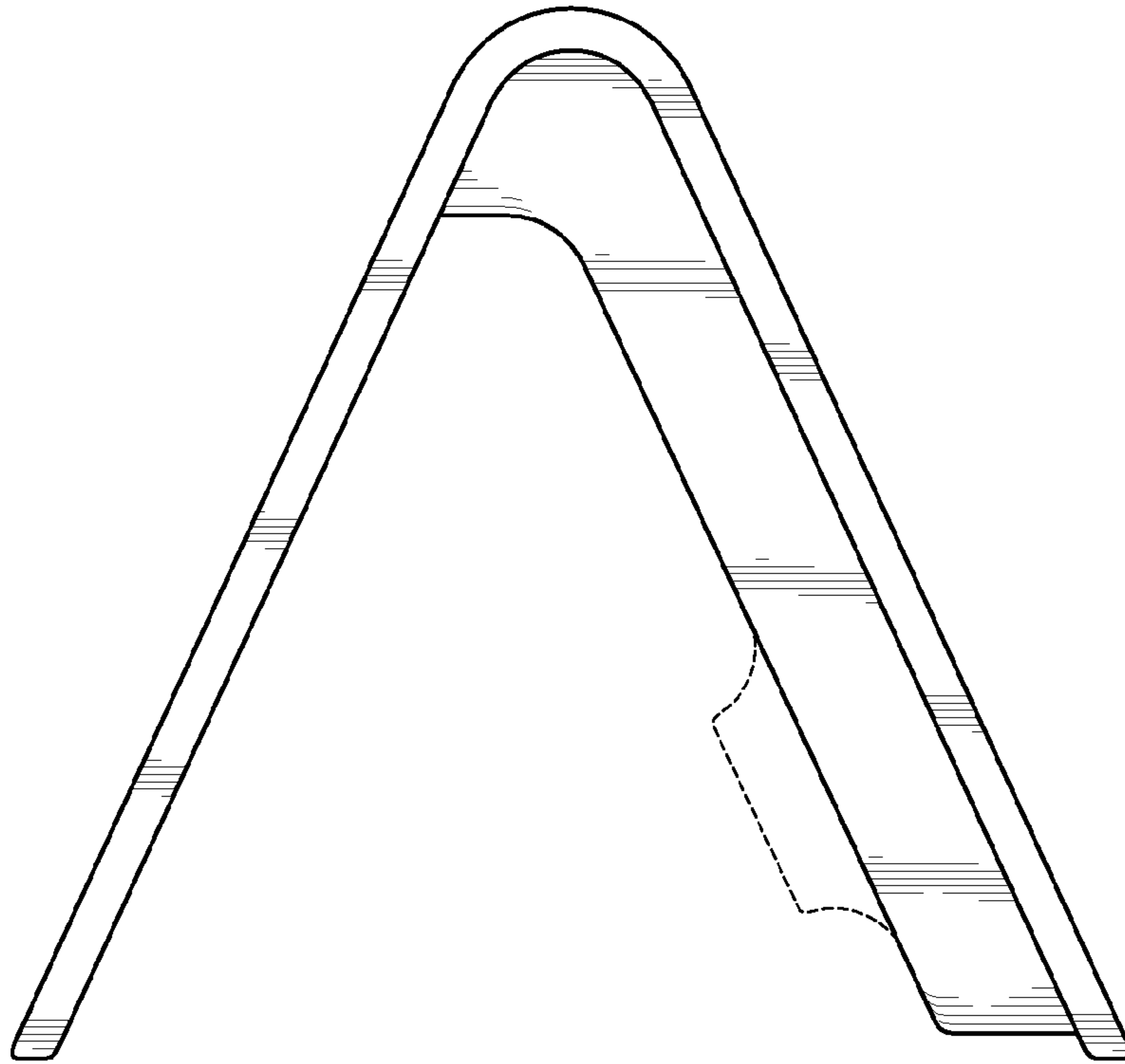


FIG. 5

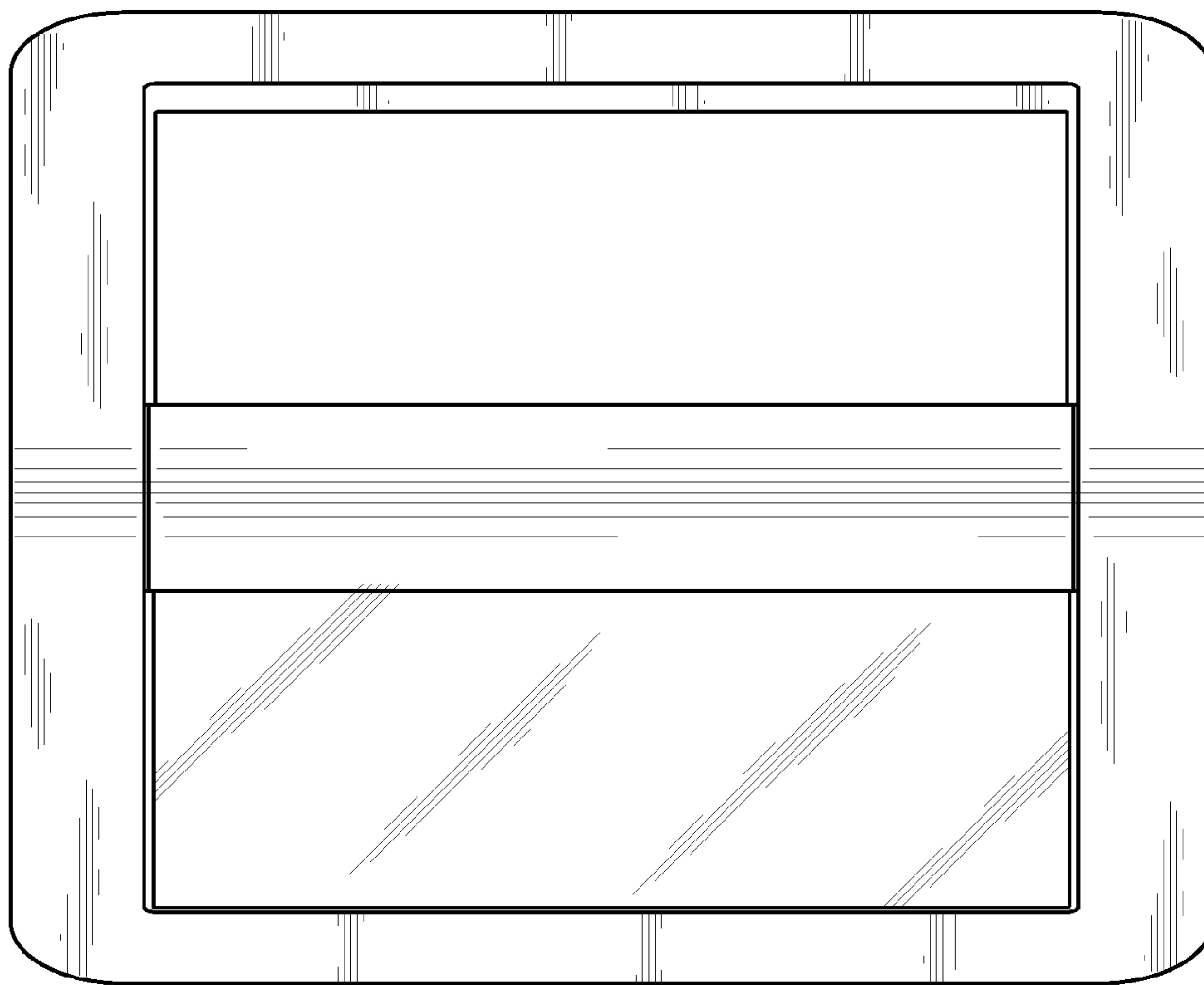


FIG. 6

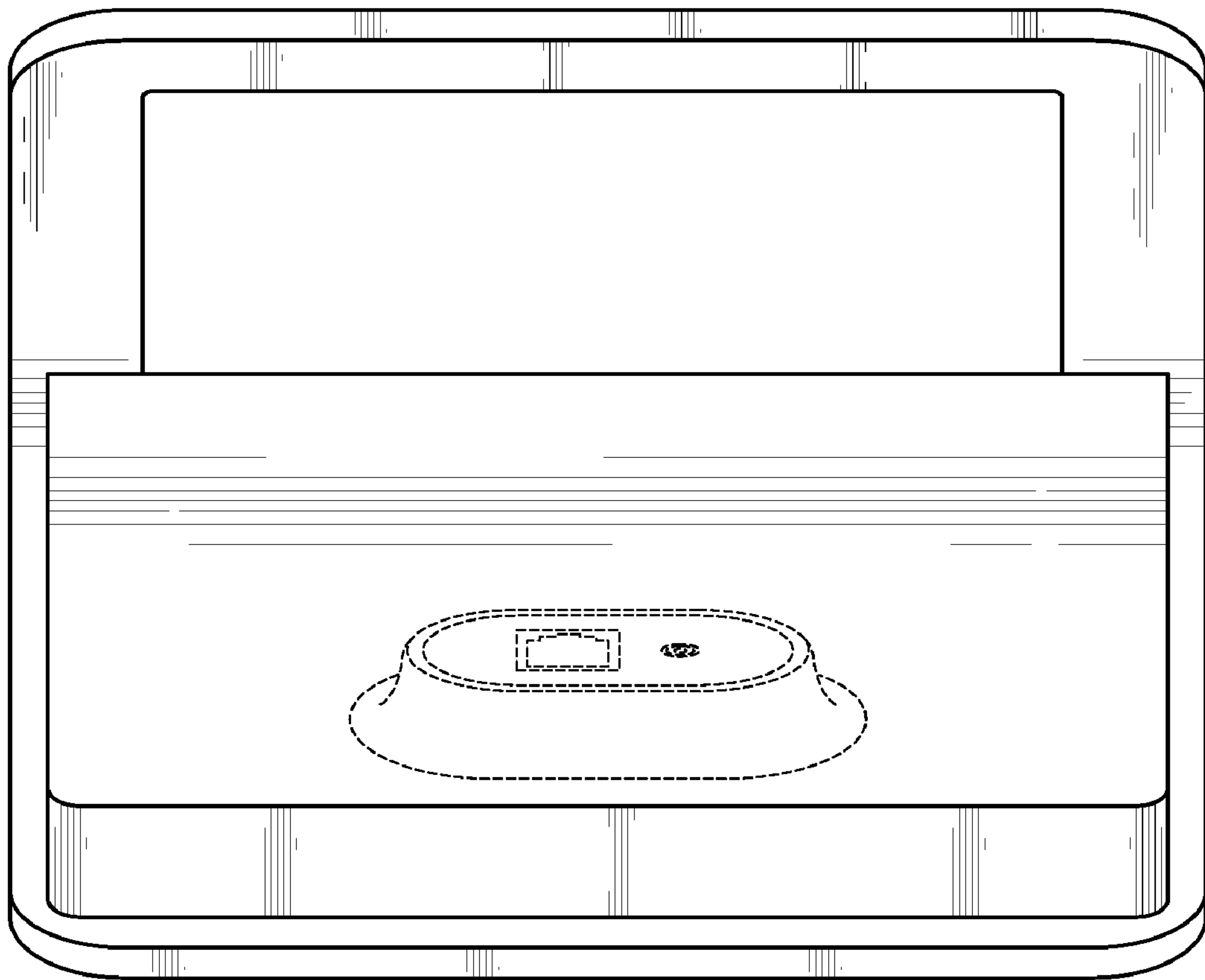


FIG. 7