



US00D585379S

(12) **United States Design Patent**
Gershfeld

(10) **Patent No.:** **US D585,379 S**

(45) **Date of Patent:** **** Jan. 27, 2009**

(54) **INTERCONNECT ENCLOSURE FOR
COMPUTER AND AUDIO VISUAL
EQUIPMENT MOUNTABLE UNDER A TABLE
TOP**

(76) Inventor: **Jack Gershfeld**, 615 Del Rio Way,
Fullerton, CA (US) 92835

(**) Term: **14 Years**

(21) Appl. No.: **29/298,879**

(22) Filed: **Dec. 14, 2007**

(51) **LOC (9) Cl.** **13-03**

(52) **U.S. Cl.** **D13/139.4**

(58) **Field of Classification Search** D13/139.1,
D13/139.4, 139.6–139.8, 162, 164, 184, 199;
D14/217, 218, 240; D8/349, 354, 380, 381;
361/641, 644, 654, 658, 673; 174/480, 482,
174/486, 490, 50, 520, 536, 61, 63; 439/131,
439/135, 650–654, 708, 722; 248/674, 200,
248/205.1, 205.6, 207, 220.21, 309.1, 311.2

See application file for complete search history.

(56) **References Cited**

U.S. PATENT DOCUMENTS

3,386,606	A *	6/1968	Pastrick	220/3.94
D244,748	S *	6/1977	Canterbury	D8/380
D291,315	S *	8/1987	Belford et al.	D8/373
5,272,279	A *	12/1993	Filshie	174/50
D352,505	S *	11/1994	Pullman et al.	D14/140.4
D362,445	S *	9/1995	McClain et al.	D14/242
D364,796	S *	12/1995	Yates	D8/354
D394,377	S *	5/1998	Najewski et al.	D8/354
6,114,624	A *	9/2000	Ghafourian et al.	174/50
D473,525	S *	4/2003	Pincek et al.	D13/162
D477,283	S *	7/2003	Gershfeld	D13/139.4
6,605,776	B1 *	8/2003	Laukhuf	174/500
D492,187	S *	6/2004	Mottini	D8/354
6,894,222	B2 *	5/2005	Lalancette et al.	174/58
D513,171	S *	12/2005	Richardson	D8/394
D513,969	S *	1/2006	Schurr et al.	D8/380
D516,513	S *	3/2006	Kissinger et al.	D13/139.4
7,273,982	B1 *	9/2007	Lalancette et al.	174/58
D563,392	S *	3/2008	Corsini et al.	D14/217
2002/0179316	A1 *	12/2002	Freedman	174/50
2003/0116685	A1 *	6/2003	Jensen	248/200

2004/0231876 A1* 11/2004 Zhang 174/50

* cited by examiner

Primary Examiner—Jennifer Rivard

Assistant Examiner—Rosemary K Tarcza

(74) *Attorney, Agent, or Firm*—Vladimir Khiterer

(57) **CLAIM**

The ornamental design for an interconnect enclosure for computer and audio visual equipment mountable under a table top, as shown and described.

DESCRIPTION

FIG. 1 is a perspective view of an interconnect enclosure for computer and audio visual equipment mountable under a table top according to the first embodiment of the invention. The broken lines are to illustrate an environment only and form no part of the claimed design.

FIG. 2 is a front elevational view thereof. The broken lines are to illustrate an environment only and form no part of the claimed design.

FIG. 3 is a right side elevational view thereof. The broken lines are to illustrate an environment only and form no part of the claimed design.

The appearance of the bottom forms no part of the claimed design.

FIG. 4 is a perspective view of an interconnect enclosure for computer and audio visual equipment mountable under a table top according to the second embodiment of the invention. The broken lines are to illustrate an environment only and form no part of the claimed design.

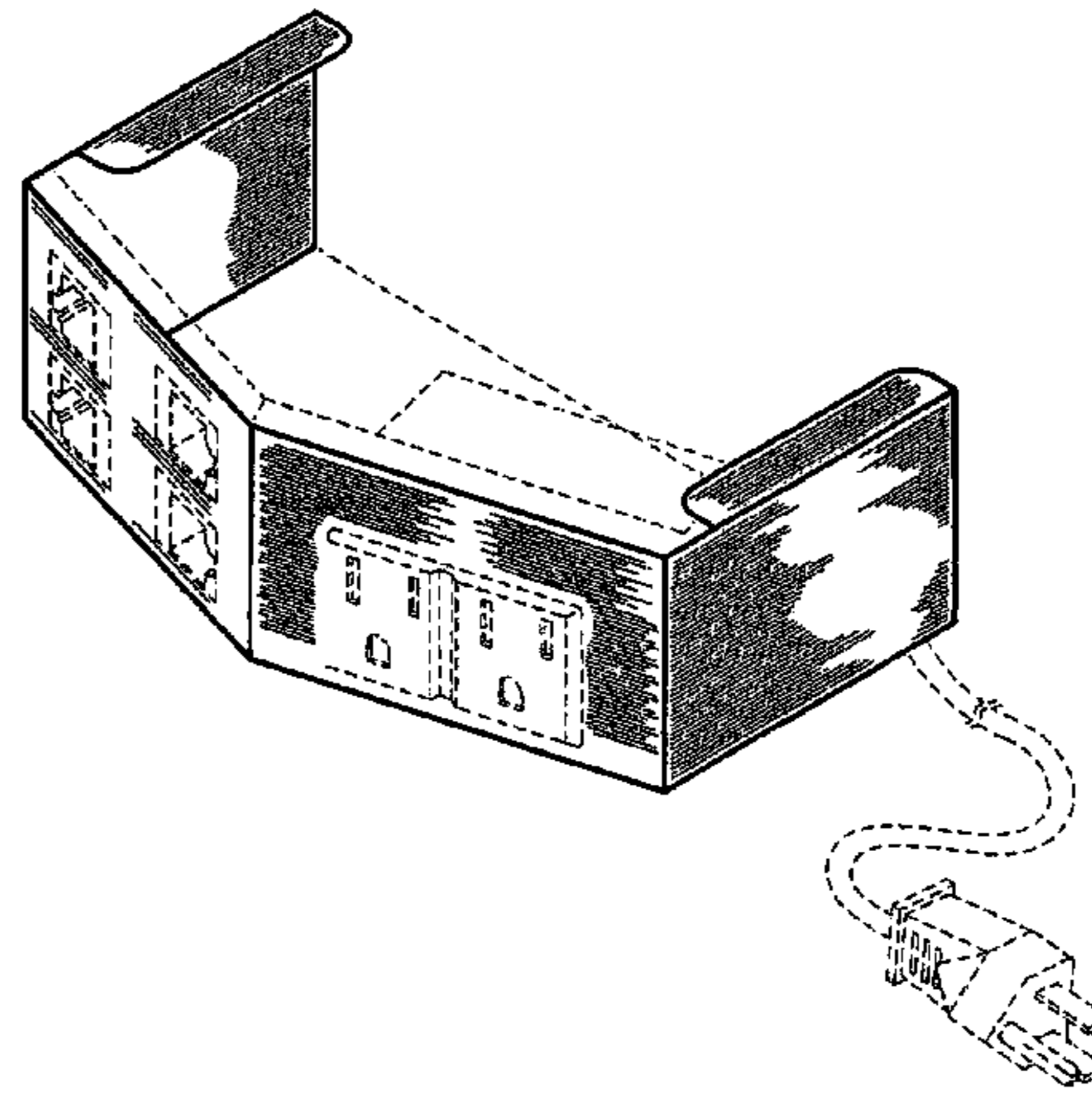
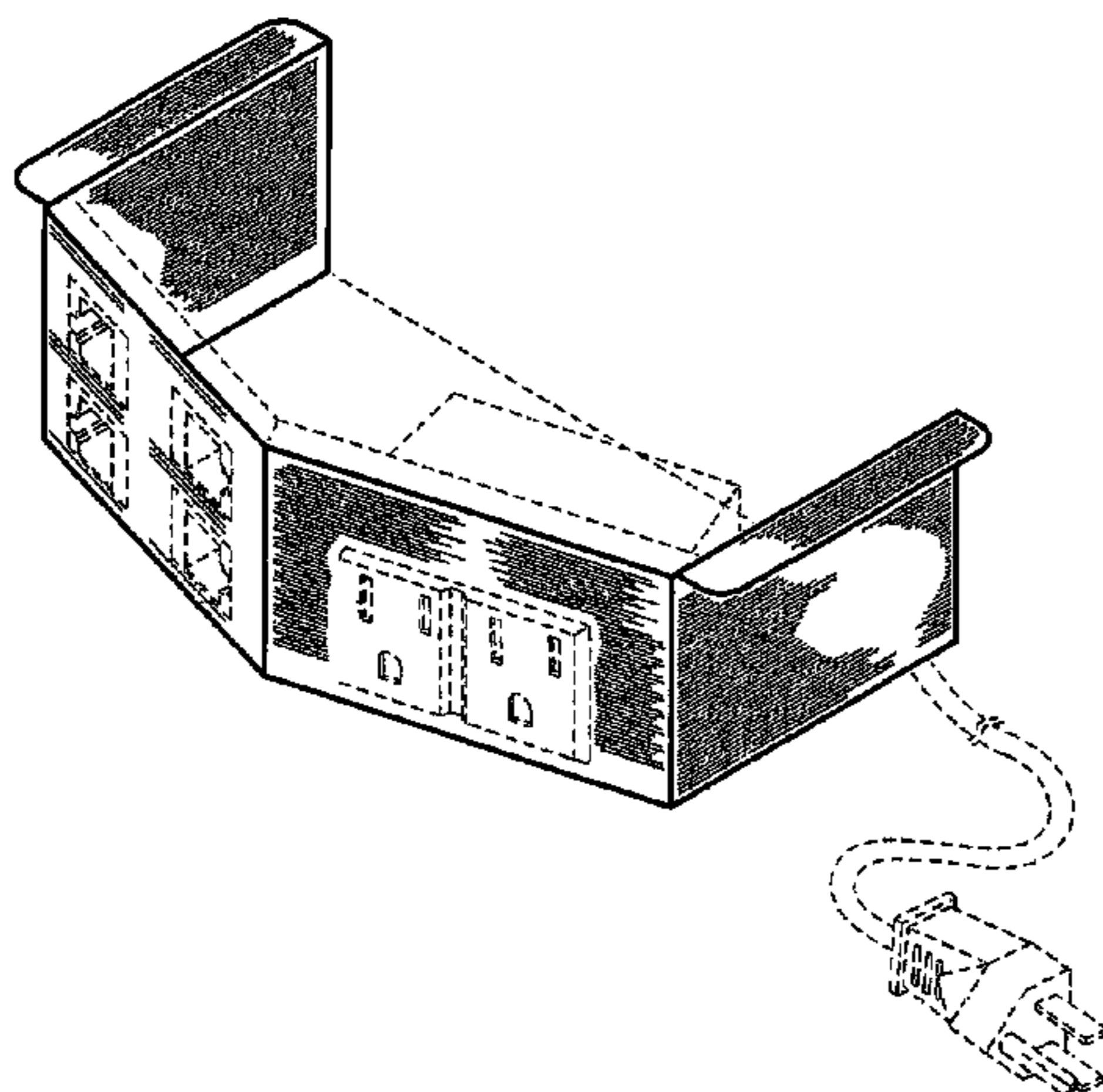
FIG. 5 is a front elevational view thereof. The broken lines are to illustrate an environment only and form no part of the claimed design; and,

FIG. 6 is a right side elevational view thereof. The broken lines are to illustrate an environment only and form no part of the claimed design.

The appearance of the bottom forms no part of the claimed design.

The surfaces or portions of the article not shown in the drawings or described in the specification form no part of the claimed design.

1 Claim, 6 Drawing Sheets



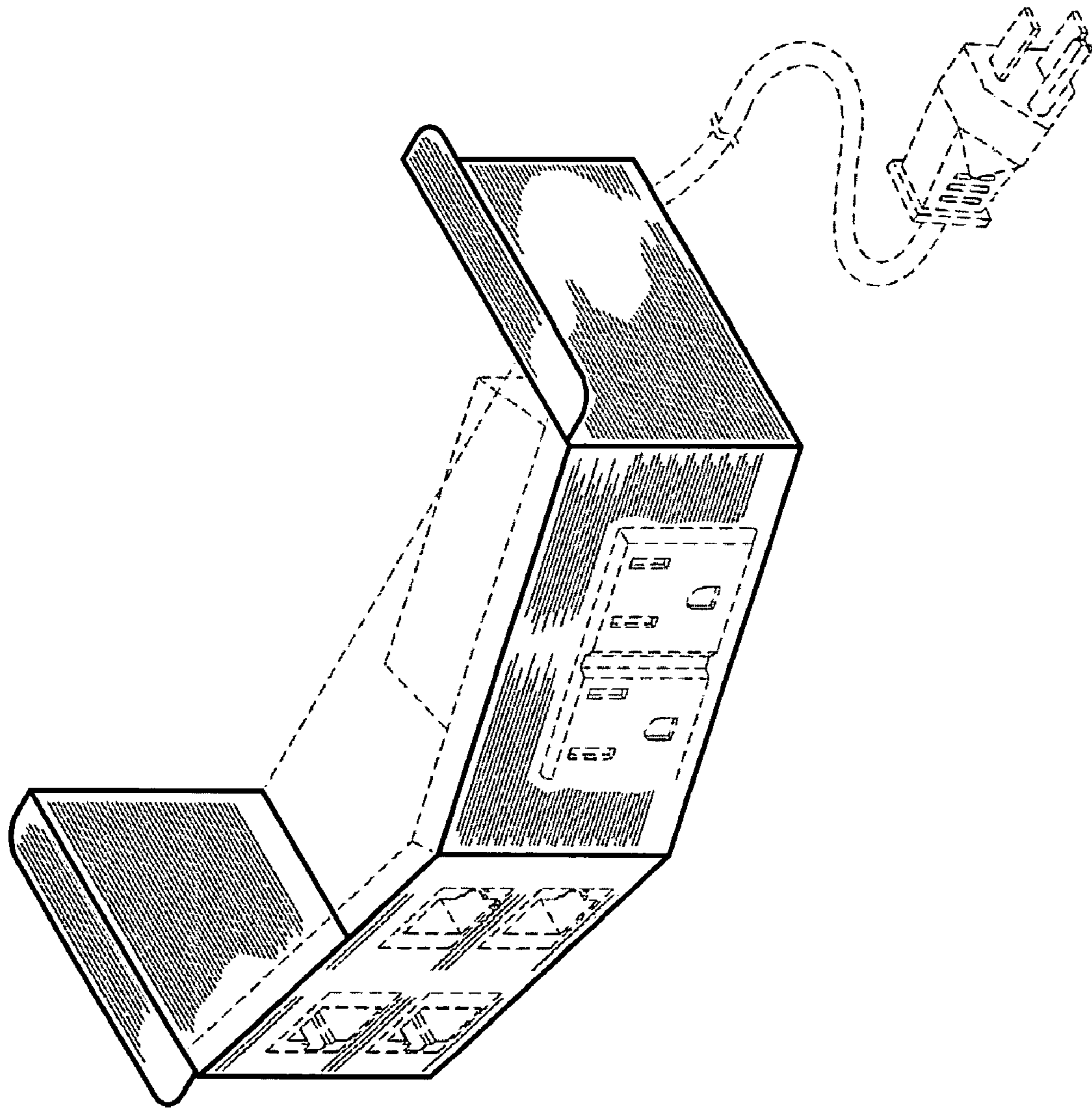


FIG.1

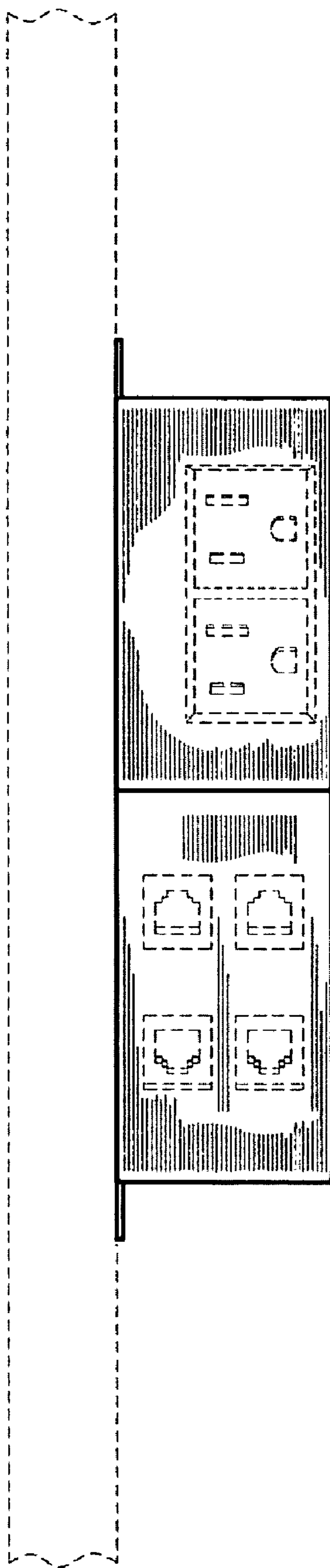


FIG.2

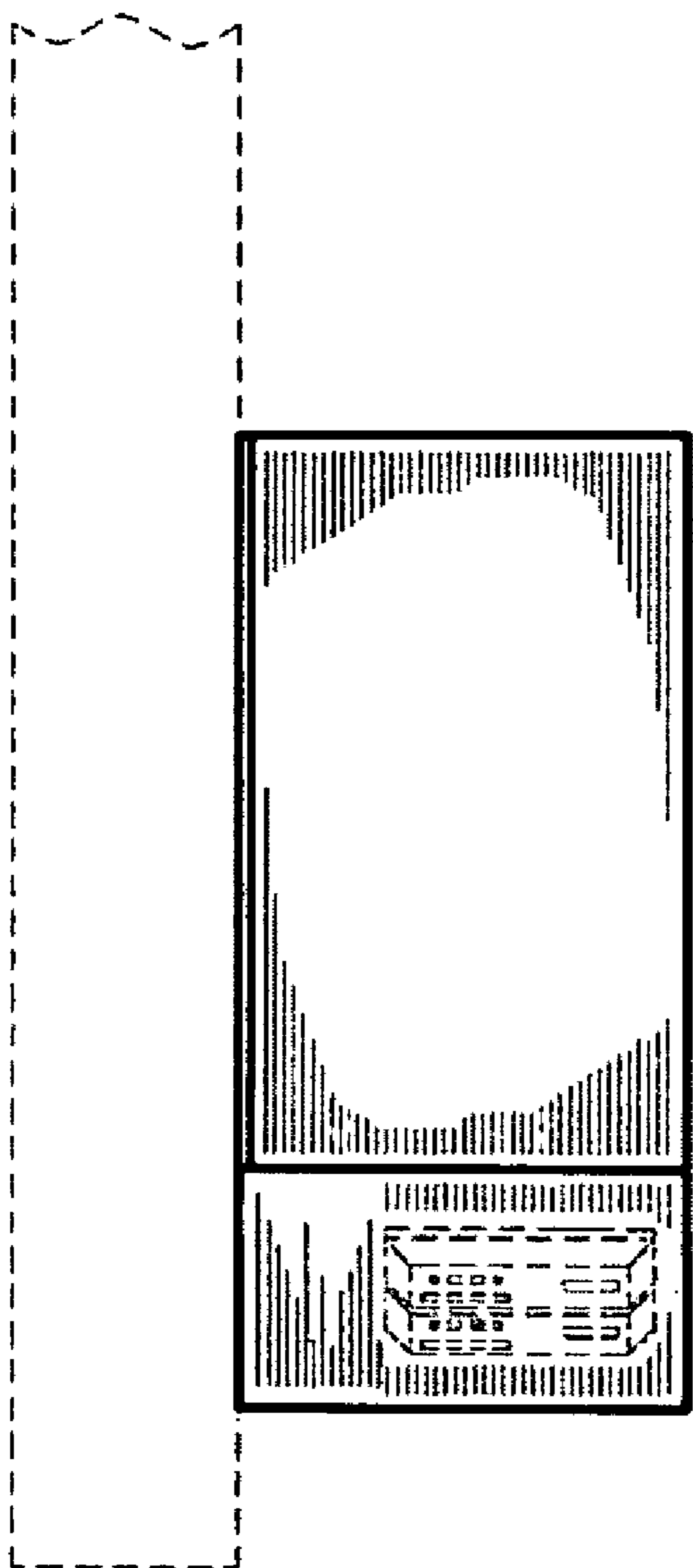


FIG.3

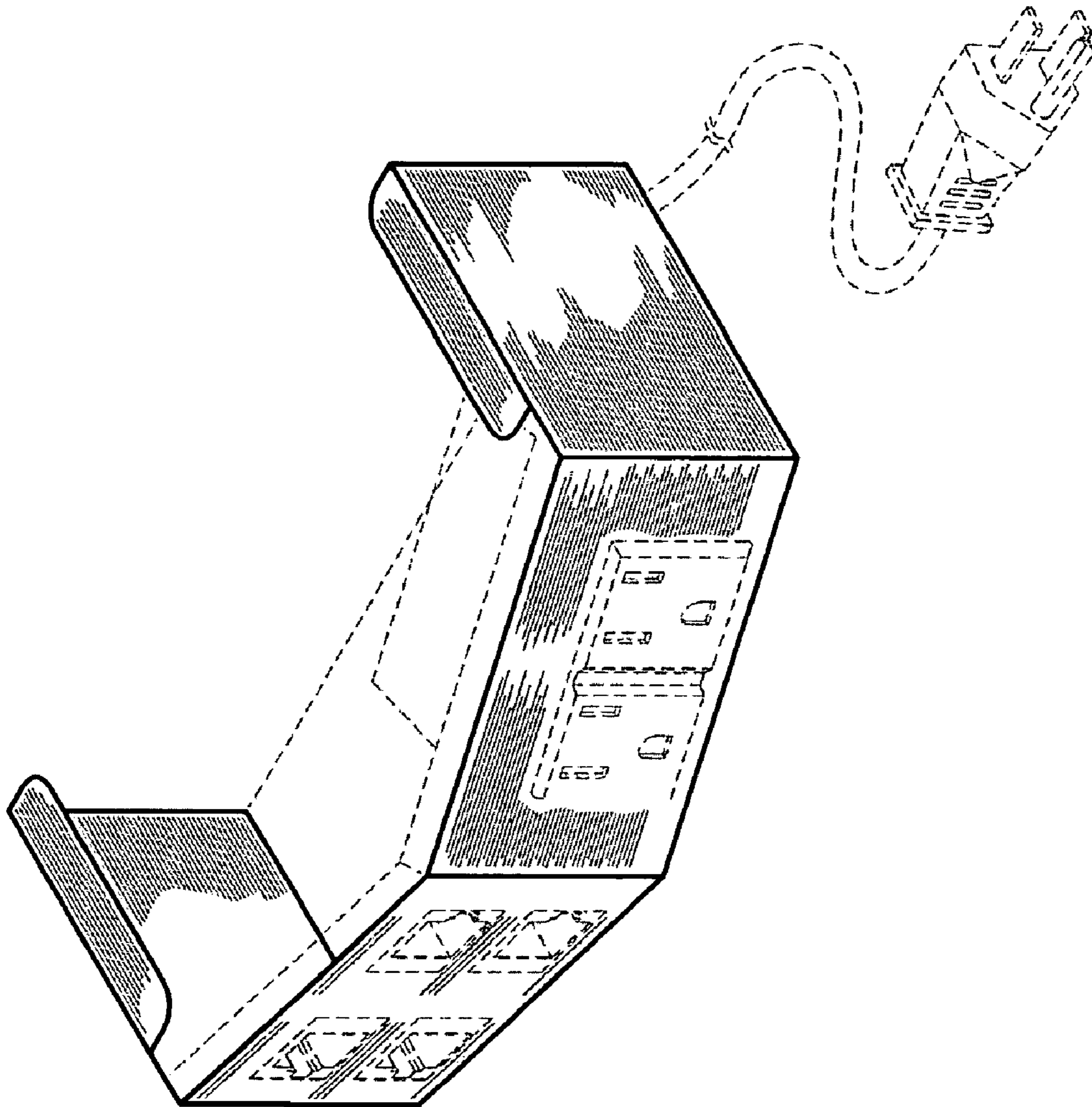


FIG.4

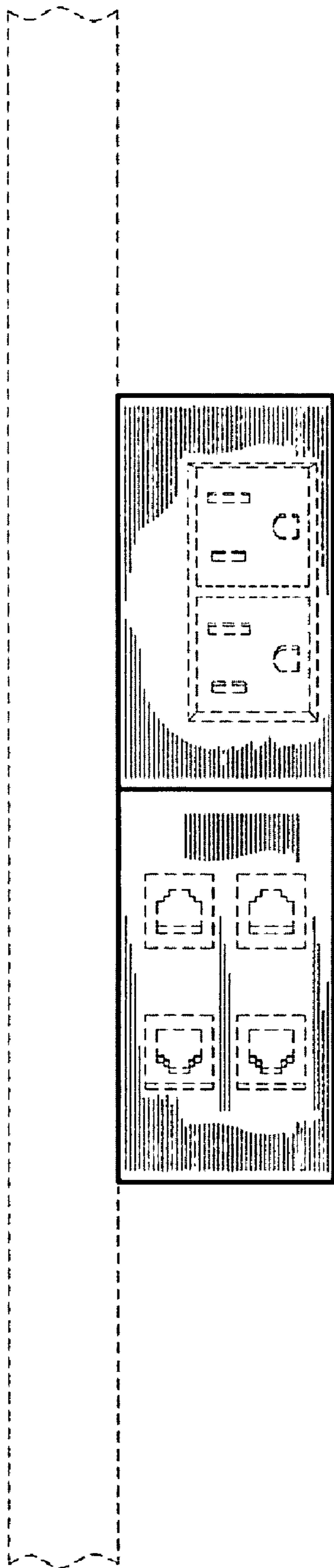


FIG. 5




FIG.6