



US00D585368S

(12) **United States Design Patent**
Cosh

(10) **Patent No.:** **US D585,368 S**
(45) **Date of Patent:** **** Jan. 27, 2009**

(54) **POWER SOURCE AND CHARGER FOR MOBILE DEVICES**

2005/0212480 A1 9/2005 Kao
2007/0205744 A1 9/2007 Corbins

(76) Inventor: **David A. Cosh**, 3543 NE. 13th Ave.,
Cape Coral, FL (US) 33909

* cited by examiner

(**) Term: **14 Years**

Primary Examiner—Jennifer Rivard
Assistant Examiner—Rosemary K Tarcza
(74) *Attorney, Agent, or Firm*—Fraser Clemens Martin &
Miller LLC; Donald R. Fraser

(21) Appl. No.: **29/303,570**

(22) Filed: **Feb. 12, 2008**

(57) **CLAIM**

(51) **LOC (9) Cl.** **13-02**

The ornamental design for a power source and charger for mobile devices, as shown and described.

(52) **U.S. Cl.** **D13/108**

(58) **Field of Classification Search** D13/107–110,
D13/118–119, 184; D14/251, 253, 432,
D14/434; 320/107–115

DESCRIPTION

See application file for complete search history.

FIG. 1 is a front elevational view of a power source and charger for mobile devices incorporating the design invention, the rear elevational view is a mirror image of FIG. 1;

(56) **References Cited**

FIG. 2 is a left side elevational view thereof, the right side elevational view is a mirror image of FIG. 2;

U.S. PATENT DOCUMENTS

FIG. 3 is a top plan view of the design illustrated in FIGS. 1 and 2; and,


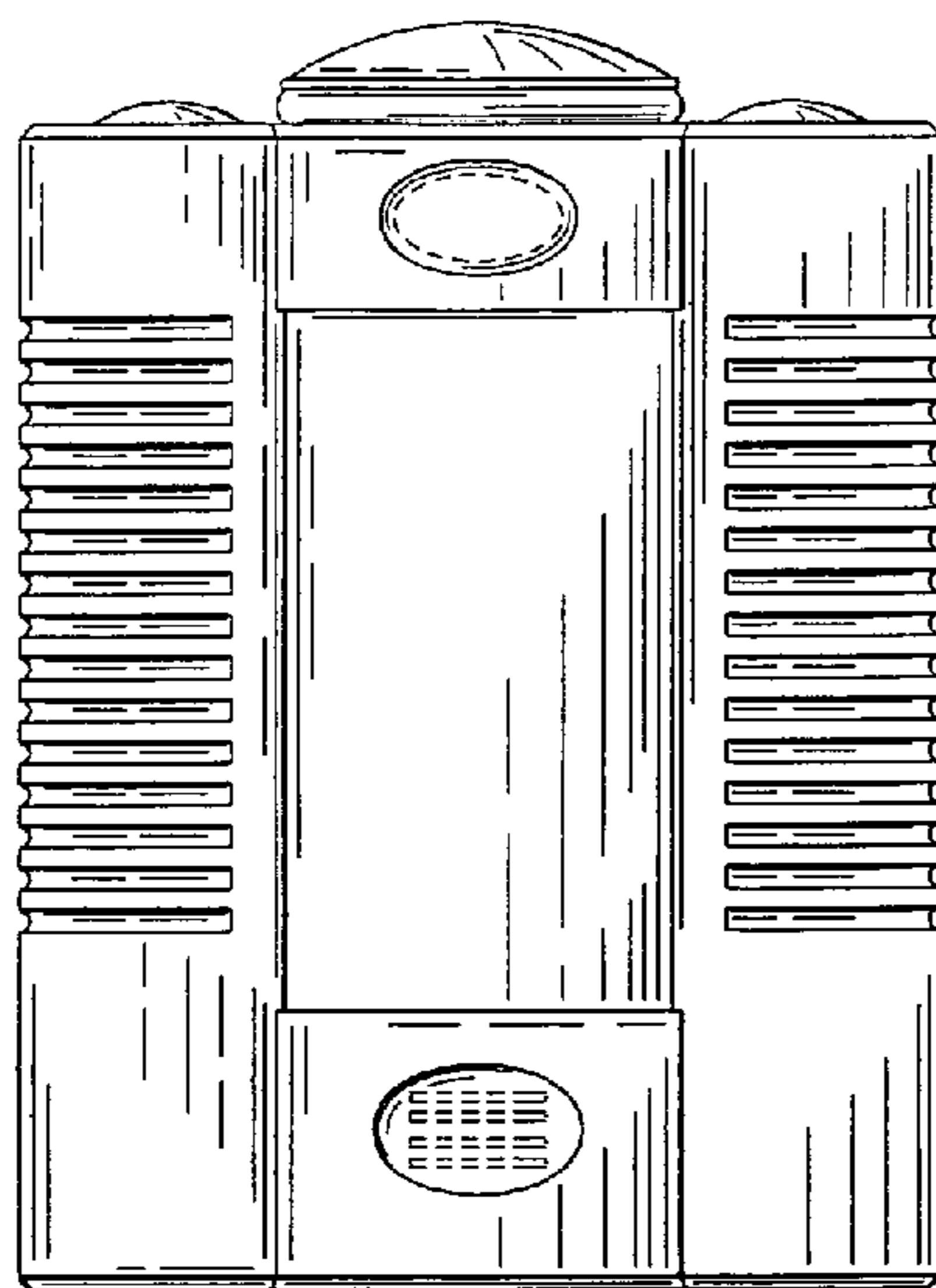
D329,618	S	*	9/1992	Hollander et al.	D10/52
D369,170	S	*	4/1996	Beaumont et al.	D14/140.5
D401,940	S	*	12/1998	Flores et al.	D14/140.2
D402,663	S	*	12/1998	Fechner	D14/140.6
D428,393	S	*	7/2000	Nelson et al.	D13/184
D430,865	S	*	9/2000	Cosley et al.	D14/140.5
D462,320	S	*	9/2002	Krieger et al.	D13/107
D494,925	S	*	8/2004	Krieger et al.	D13/107
6,956,353	B1		10/2005	Klitzner		
7,151,950	B1		12/2006	Oyang et al.		
D561,095	S	*	2/2008	Sakai et al.	D13/110

FIG. 4 is a bottom plan view thereof.

The ornamental design which is claimed is shown in solid lines in the drawings.

The broken lines shown in the drawings are included for the purpose of illustrating environmental structure and form no part of the claimed design.

1 Claim, 2 Drawing Sheets



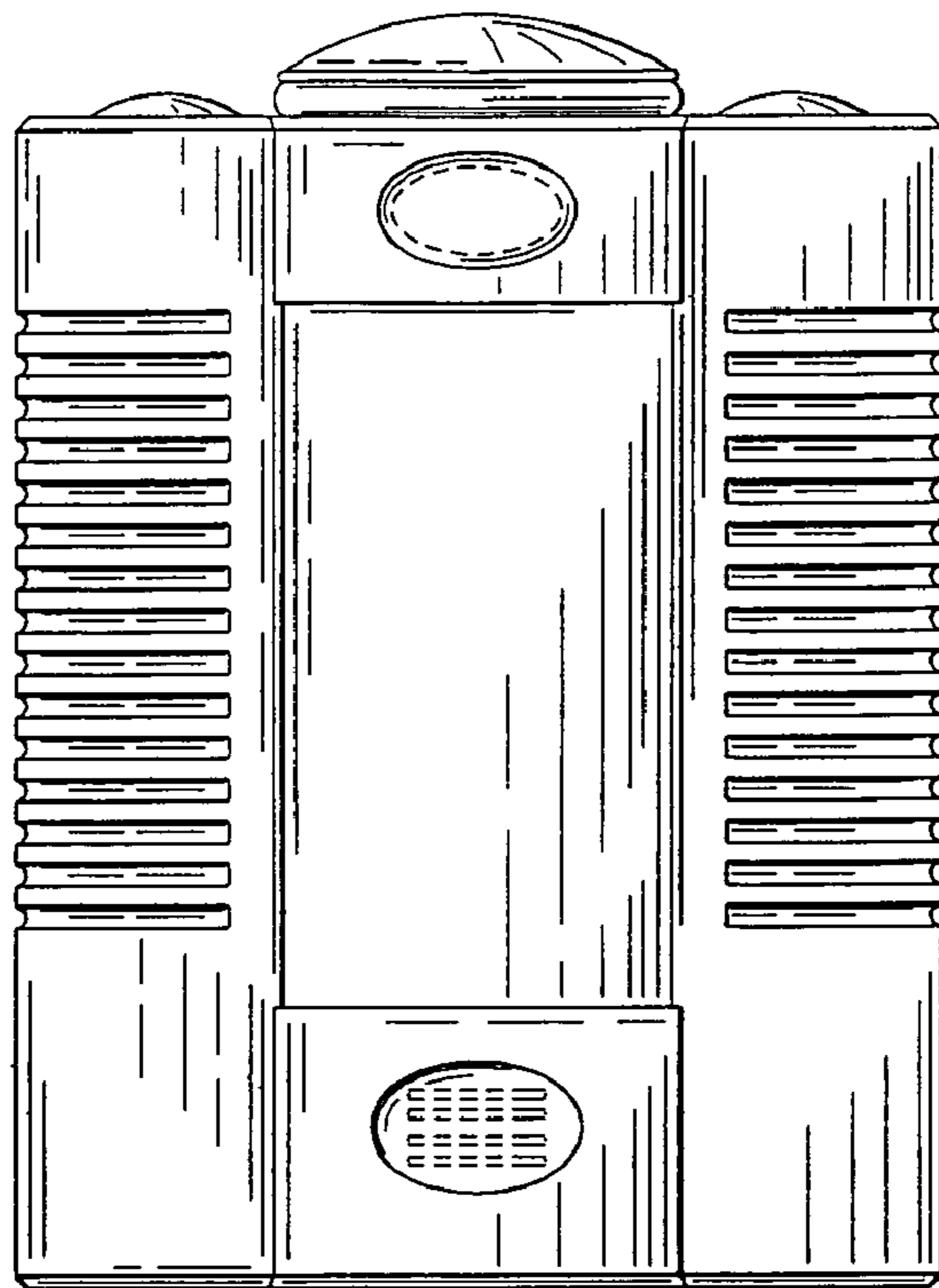


FIG. 1




FIG. 2




FIG. 3




FIG. 4