



US00D585362S

(12) **United States Design Patent**
Honda

(10) **Patent No.:** **US D585,362 S**

(45) **Date of Patent:** **** Jan. 27, 2009**

(54) **AUTOMOBILE TIRE**

(75) **Inventor:** **Naruhiko Honda**, Kanagawa-ken (JP)

(73) **Assignee:** **The Yokohama Rubber Co., Ltd.**,
Tokyo (JP)

(**) **Term:** **14 Years**

(21) **Appl. No.:** **29/306,734**

(22) **Filed:** **Apr. 15, 2008**

(30) **Foreign Application Priority Data**

Nov. 2, 2007 (JP) 2007-030460

(51) **LOC (9) Cl.** **12-15**

(52) **U.S. Cl.** **D12/587; D12/901**

(58) **Field of Classification Search** D12/583-603,
D12/900-901; 152/209.1, 209.8-209.18,
152/209.25-209.28, 455

See application file for complete search history.

(56) **References Cited**

U.S. PATENT DOCUMENTS

D313,385 S *	1/1991	Tsuda et al.	D12/587
D315,127 S *	3/1991	White et al.	D12/586
D350,096 S *	8/1994	Brightwell et al.	D12/587
D421,943 S *	3/2000	Fierro et al.	D12/586
D445,370 S *	7/2001	Allison	D12/586
D456,000 S *	4/2002	Graas	D12/587
D473,185 S *	4/2003	Elkurd et al.	D12/586
D484,091 S *	12/2003	Okamoto	D12/587
D512,683 S *	12/2005	Dumigan et al.	D12/589

D531,114 S *	10/2006	Dixon et al.	D12/587
D554,052 S *	10/2007	Dumigan et al.	D12/587
D557,656 S *	12/2007	Iwabuchi et al.	D12/587
D572,187 S *	7/2008	Himuro	D12/587

* cited by examiner

Primary Examiner—Stacia Cadmus

(74) *Attorney, Agent, or Firm*—Greer, Burns & Crain, Ltd.

(57) **CLAIM**

The ornamental design for an automobile tire, as shown and described.

DESCRIPTION

FIG. 1 is a front view of an automobile tire, showing the new design, a top plan view, a bottom plan view and a rear view thereof appearing the same as the front view;

FIG. 2 is a left side view of the automobile tire, a right side view appearing the same as the left side view;

FIG. 3 is a fragmentary front view, showing in enlargement the portion of 3—3 in FIG. 1;

FIG. 4 is a cross-sectional view, taken on line 4—4 in FIG. 3; and,

FIG. 5 is a perspective view of the automobile tire.

In the drawing figures, the even broken lines represent environmental structure only and form no part of the claimed design, the claimed design being the tread pattern shown by solid lines, up to the peripheral boundary between the tread and the sidewall of the article, represented by dash-dot-dash lines.

1 Claim, 3 Drawing Sheets

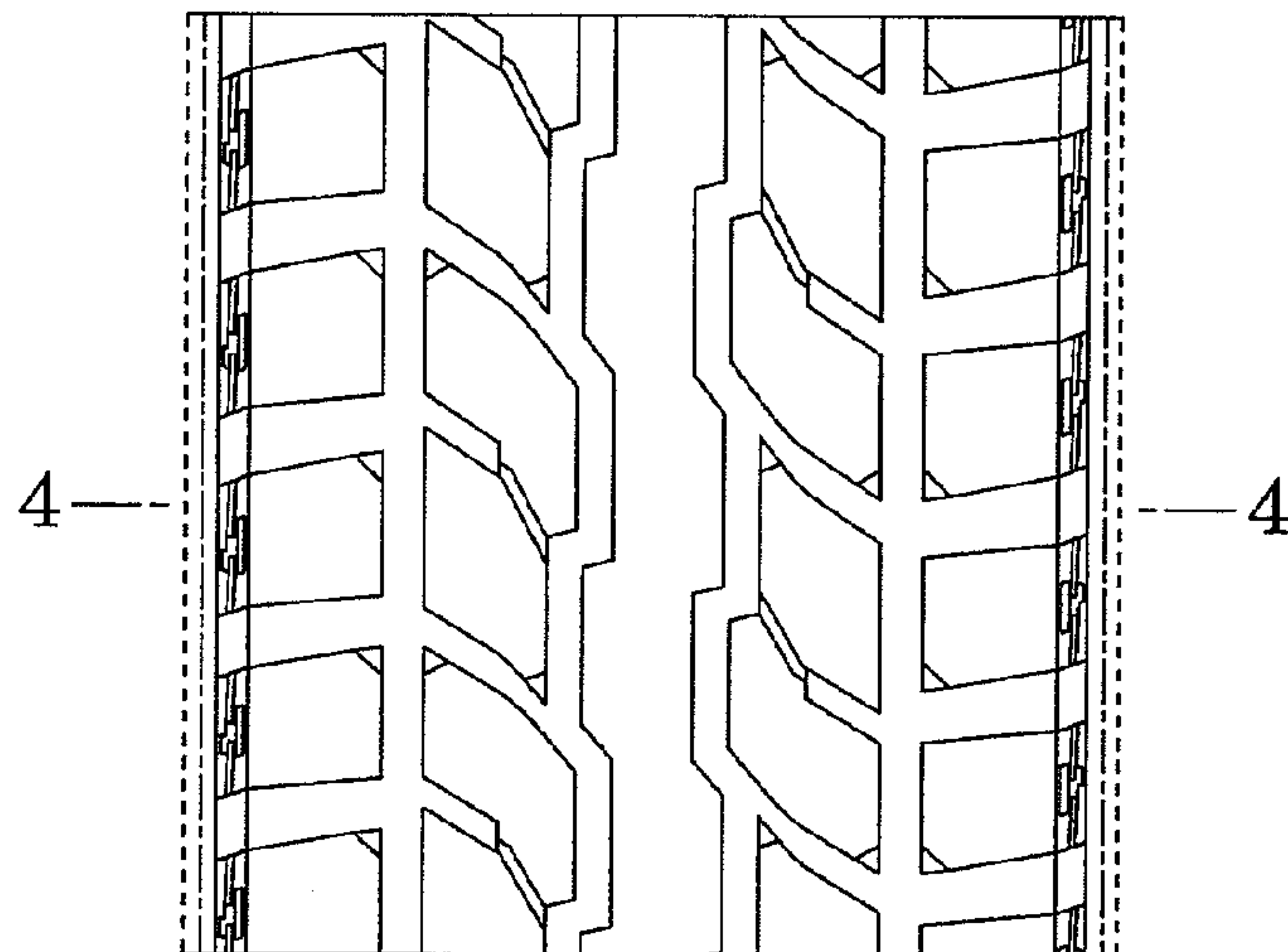
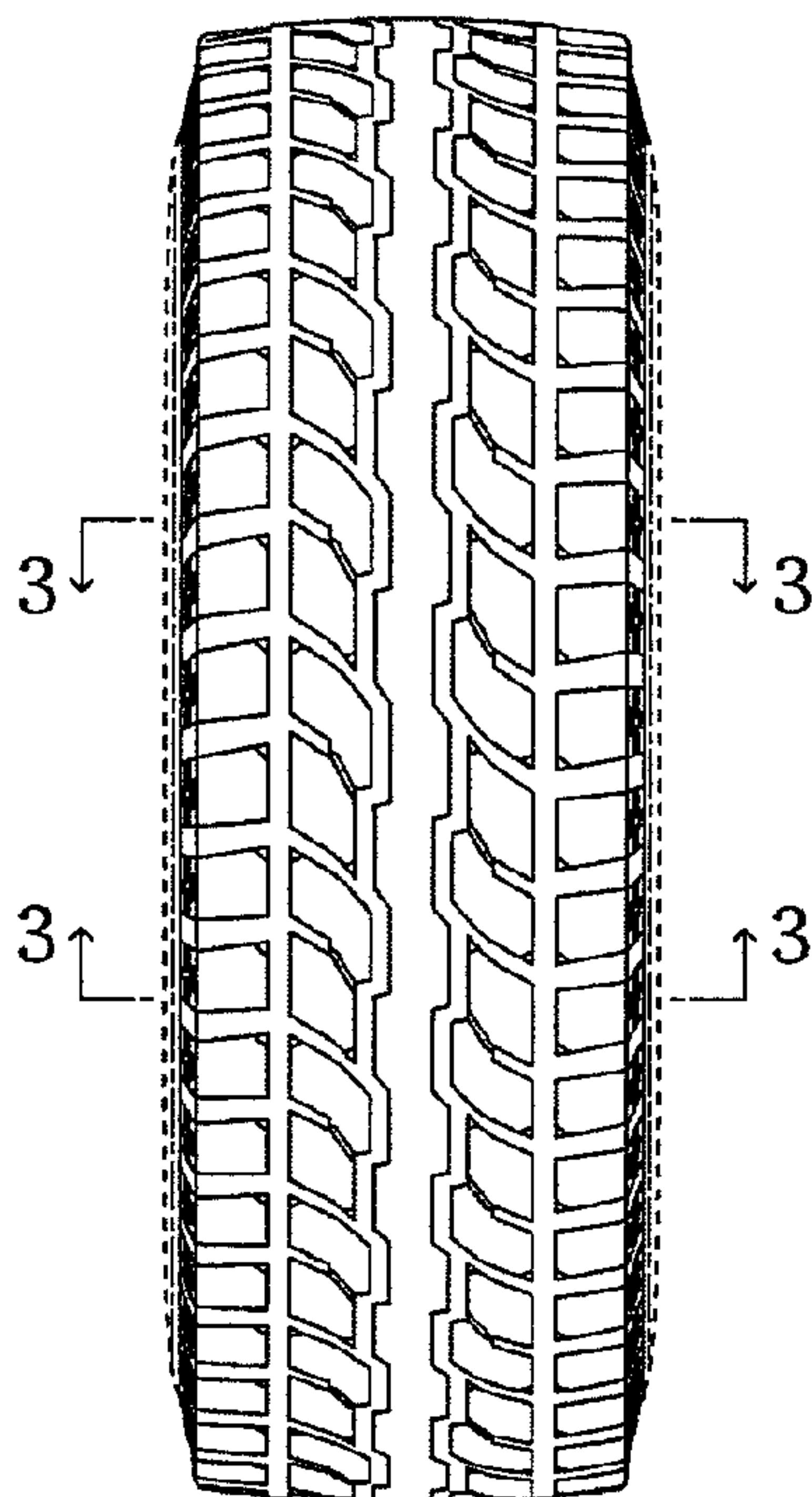


Fig. 1

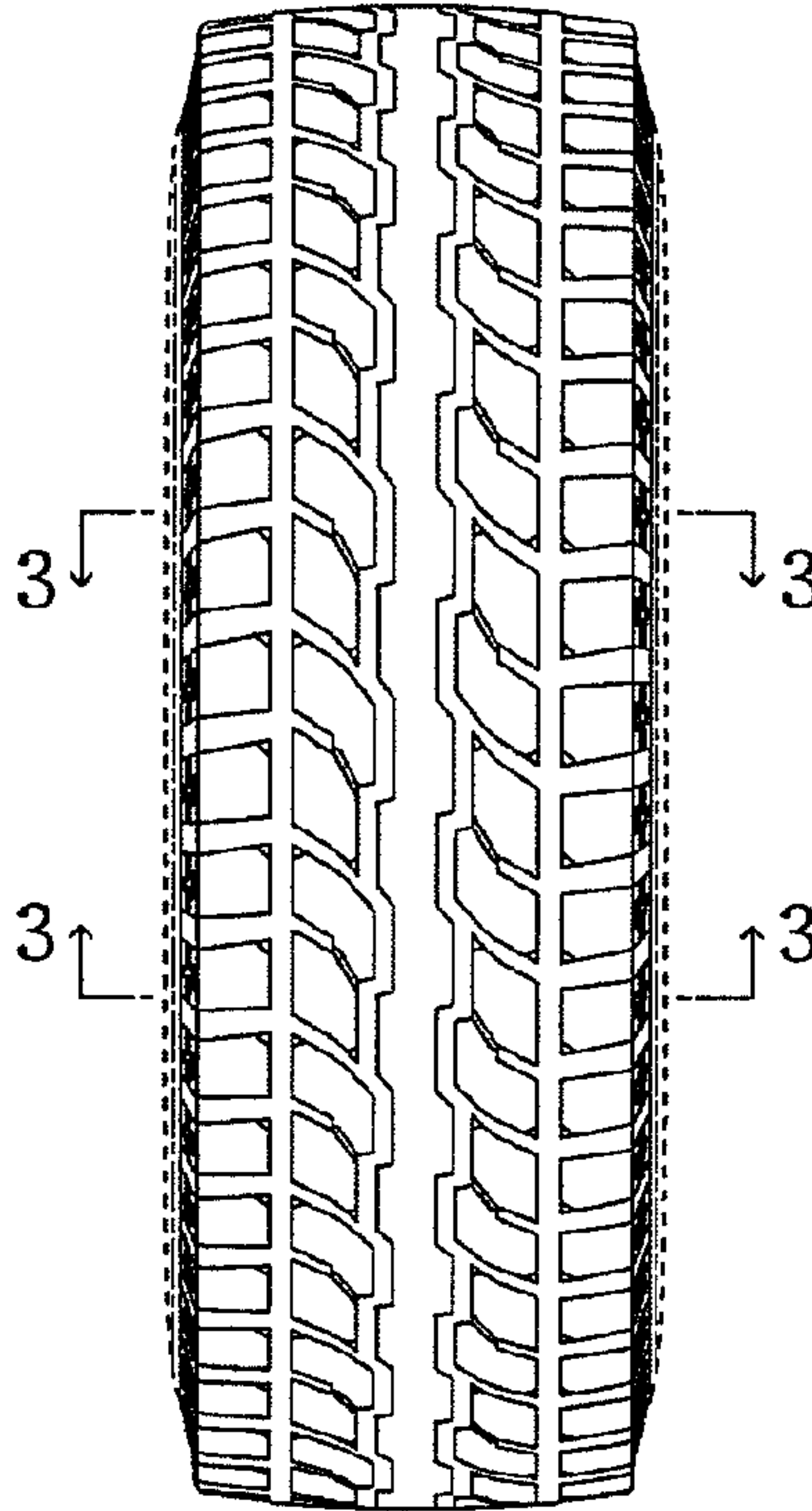


Fig. 2

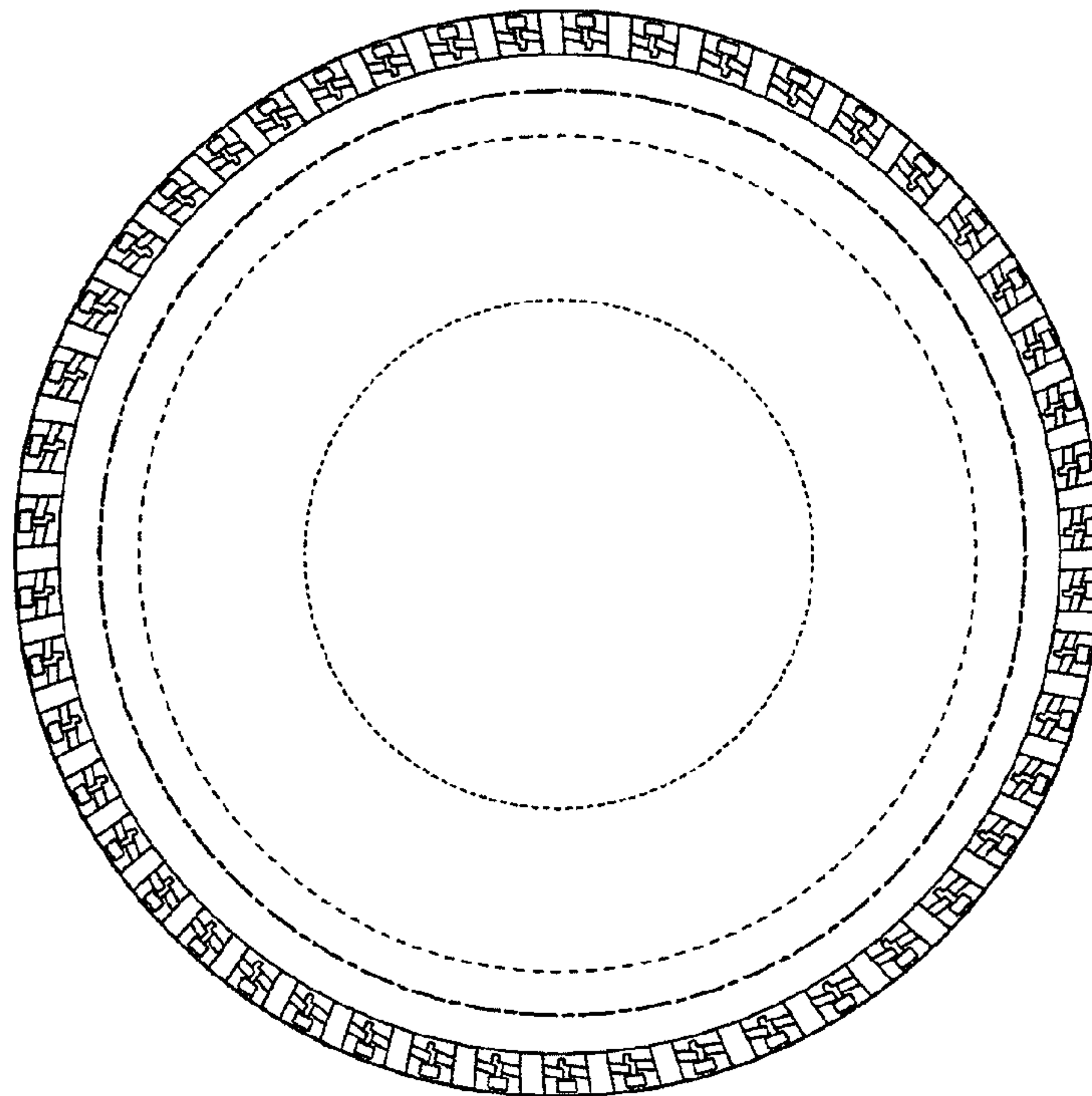


Fig. 3

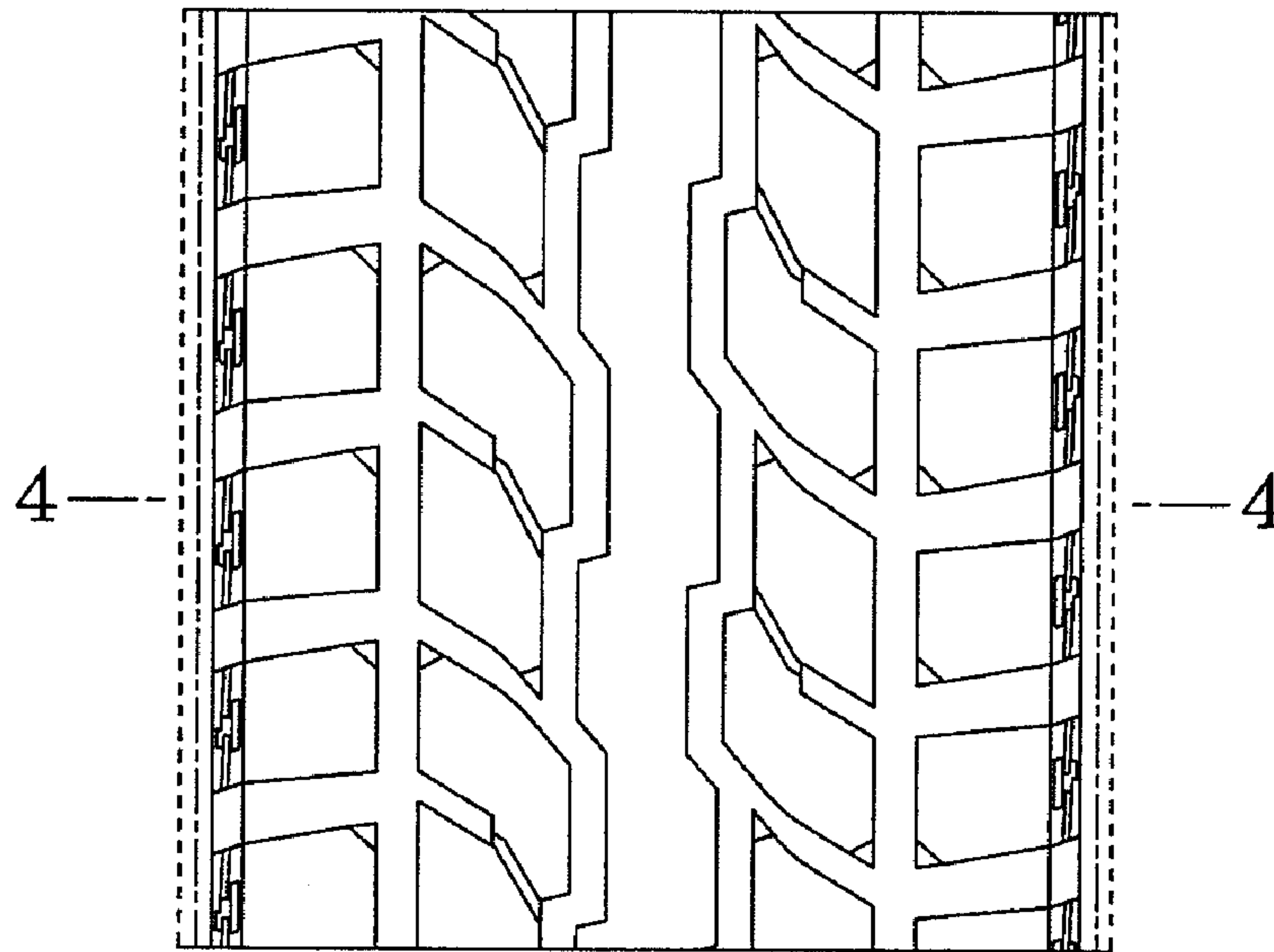


Fig. 4

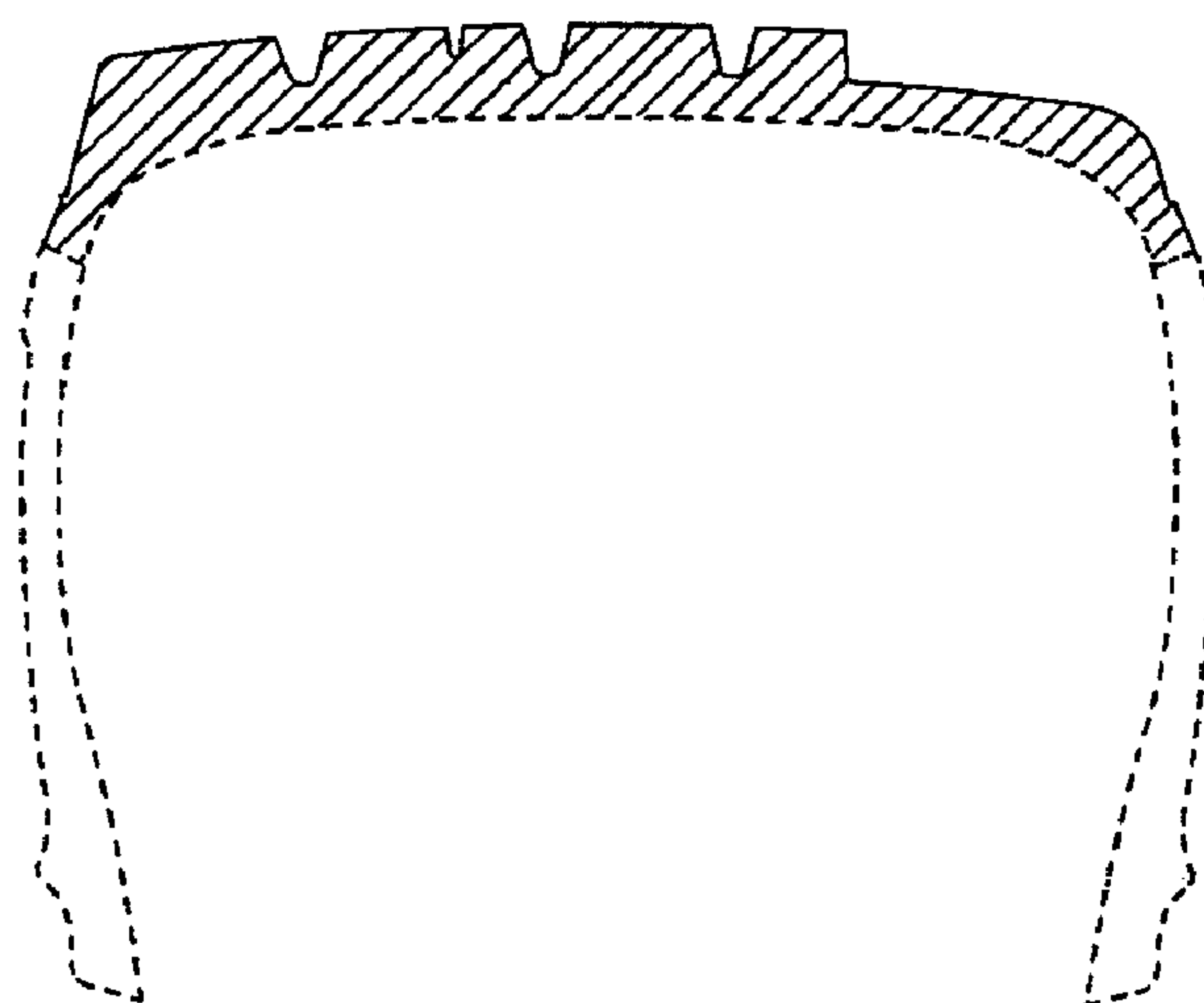


Fig. 5

