



US00D585337S

(12) **United States Design Patent**
Siewertsen

(10) **Patent No.:** **US D585,337 S**
(45) **Date of Patent:** **** Jan. 27, 2009**

(54) **PERAMBULATOR**

(75) Inventor: **Adrianus Siewertsen**, Helmond (NL)

(73) Assignee: **Cosco Management, Inc.**, Wilmington, DE (US)

(**) Term: **14 Years**

(21) Appl. No.: **29/303,596**

(22) Filed: **Feb. 12, 2008**

Related U.S. Application Data

(62) Division of application No. 29/196,855, filed on Jan. 5, 2004, now Pat. No. Des. 568,794.

(30) **Foreign Application Priority Data**

Jul. 3, 2003 (EM) 00049655

(51) **LOC (9) Cl.** **12-12**

(52) **U.S. Cl.** **D12/129**

(58) **Field of Classification Search** D12/128-133;
280/37, 62, 647-650, 29, 200, 47.4, 47.38,
280/250.1, 259, 642, 658, 644; 297/30, 130,
297/DIG. 4; 296/65.3, 65.4; 224/409
See application file for complete search history.

(56) **References Cited**

U.S. PATENT DOCUMENTS

- 4,706,986 A 11/1987 Kassai
- D325,894 S 5/1992 Kato et al.
- 5,590,896 A * 1/1997 Eichhorn 280/642
- 5,676,386 A 10/1997 Huang
- 5,845,924 A 12/1998 Huang
- D442,895 S * 5/2001 Chiu D12/129

- 6,402,186 B1 6/2002 Garland
- D463,332 S 9/2002 Wu
- 6,565,111 B2 * 5/2003 Ageneau 280/647
- D476,603 S * 7/2003 Maxisch D12/129
- D480,994 S 10/2003 Grohmann
- 6,671,926 B2 * 1/2004 Huang 16/35 R
- D519,422 S * 4/2006 Huang D12/129
- 7,021,651 B2 * 4/2006 Lan 280/642
- D529,844 S * 10/2006 Chen et al. D12/129
- D532,721 S 11/2006 Wu et al.
- 7,367,581 B2 * 5/2008 Yang 280/642

FOREIGN PATENT DOCUMENTS

EM 00049655 7/2003

* cited by examiner

Primary Examiner—Charles A Rademaker

Assistant Examiner—Charles D Hanson

(74) *Attorney, Agent, or Firm*—Barnes & Thornburg LLP

(57) **CLAIM**

The ornamental design for a perambulator, as shown and described.

DESCRIPTION

FIG. 1 is a perspective view of a perambulator showing my new design;

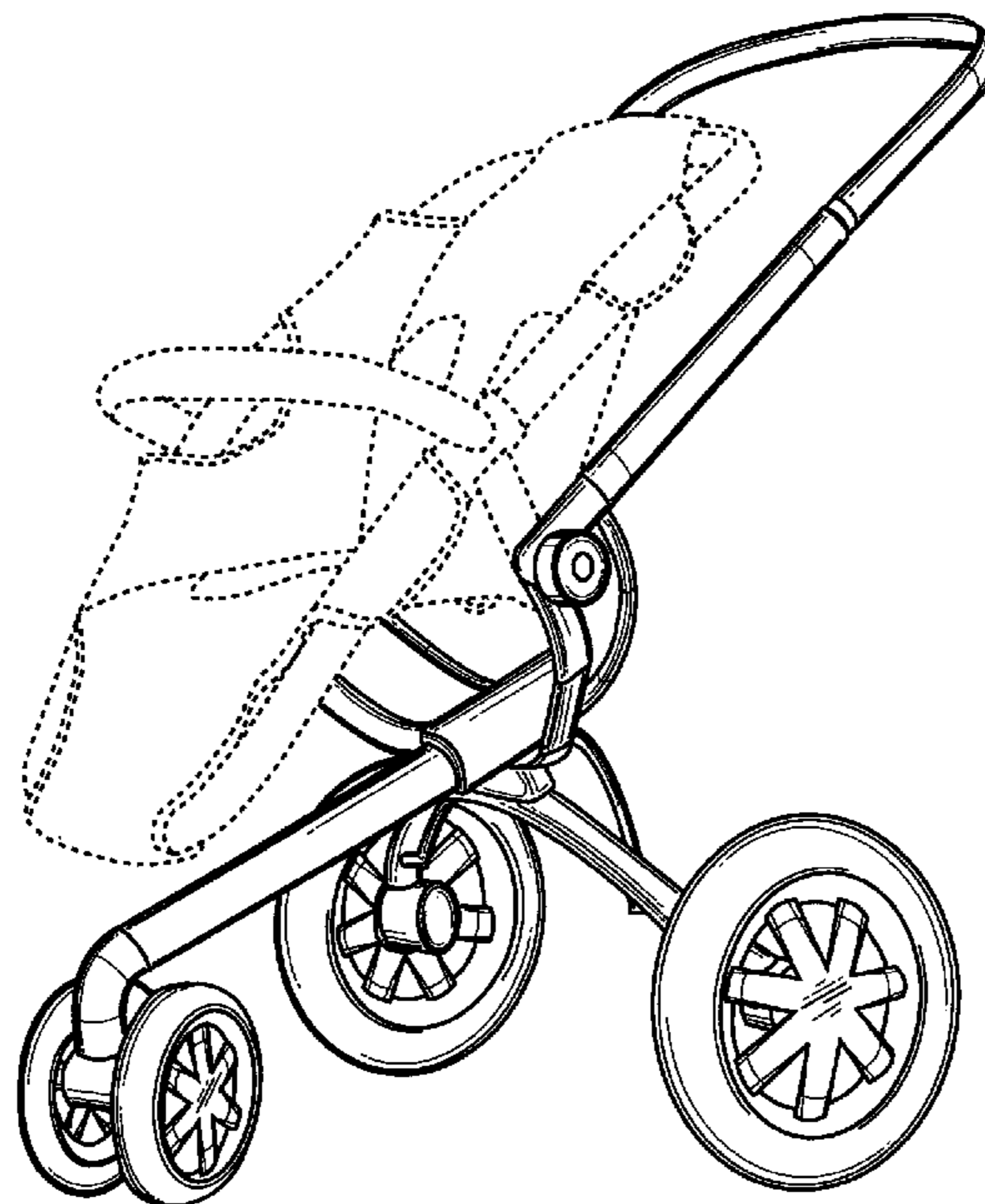
FIG. 2 is a front perspective view thereof;

FIG. 3 is a right side perspective view thereof, the side opposite being a mirror image; and,

FIG. 4 is a rear perspective view thereof.

The elements illustrated by broken lines in FIGS. 1-4 are for illustrative purposes only and form no part of the claimed design.

1 Claim, 4 Drawing Sheets






FIG. 1

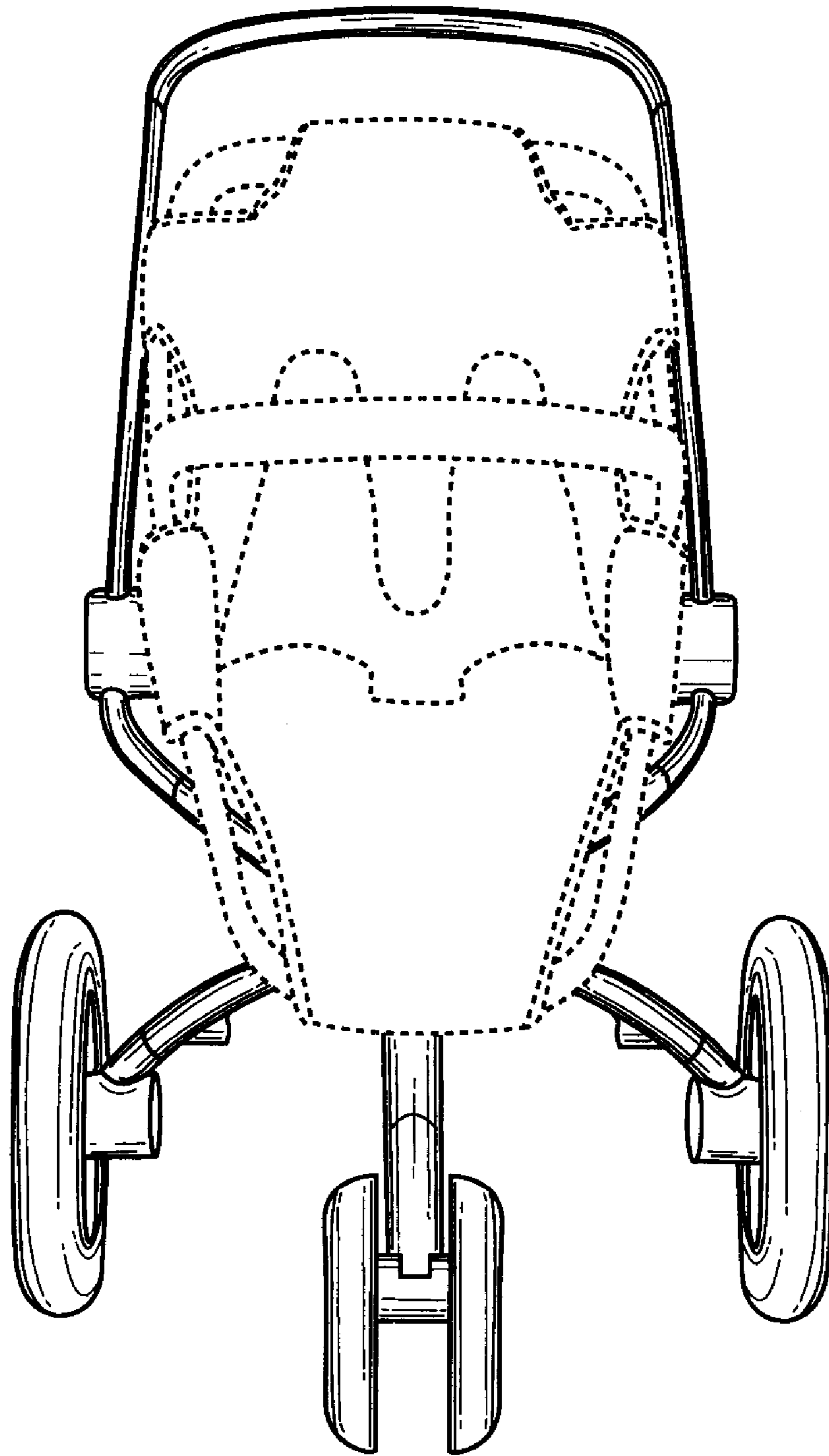


FIG. 2

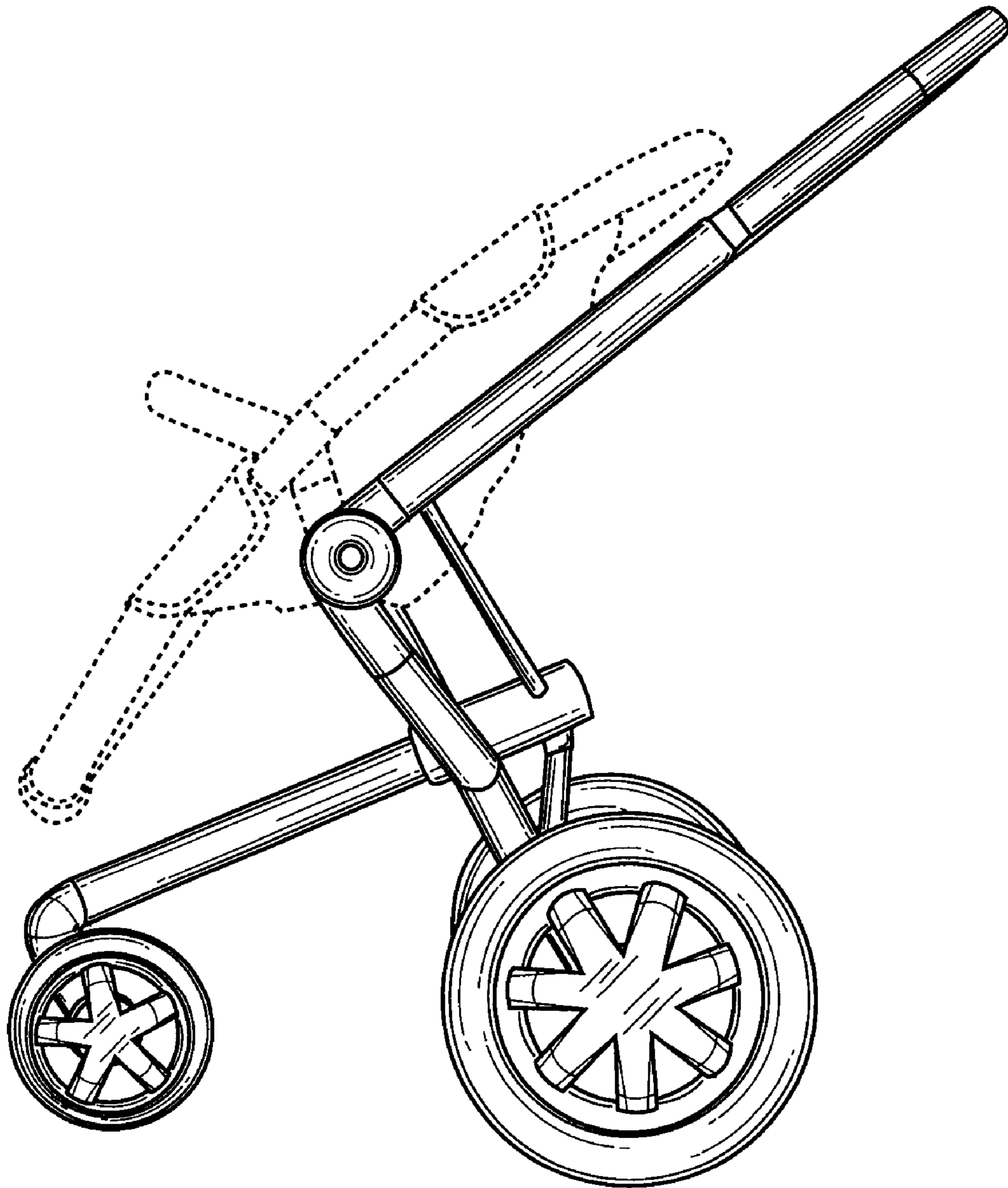


FIG. 3

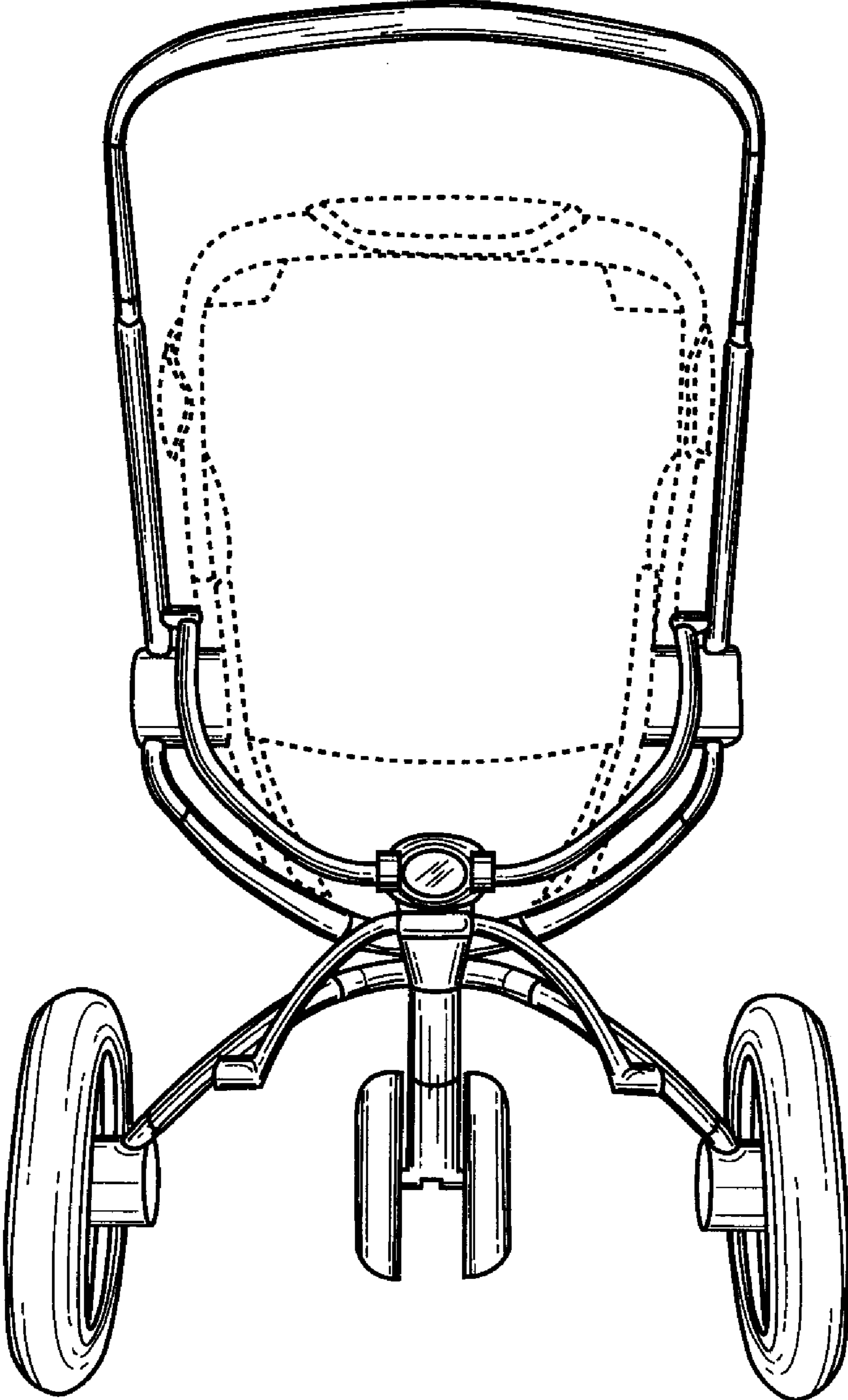


FIG. 4