



US00D585329S

(12) **United States Design Patent**
Flanagan et al.

(10) **Patent No.:** **US D585,329 S**
(45) **Date of Patent:** **** Jan. 27, 2009**

(54) **DISPLAY DEVICE**
(75) Inventors: **Sean Flanagan**, Geneva (CH); **James Deen**, Scottsdale, AZ (US)
(73) Assignee: **Golf Flagstick Advertising (UK) Limited**, London (GB)

5,106,096 A 4/1992 Dunn 273/232
5,236,166 A * 8/1993 Darling 116/173
5,532,677 A 7/1996 Miller 340/286.01
D392,328 S 3/1998 Johannson D20/29
D403,731 S 1/1999 Larsen D21/789

(Continued)

FOREIGN PATENT DOCUMENTS

DE 42 06 543 9/1993

(Continued)

OTHER PUBLICATIONS

International Search Report and Written Opinion for PCT/GB2007/001757 dated May 11, 2007.

(Continued)

Primary Examiner—Louis S Zarfaz
Assistant Examiner—Michael A Pratt
(74) *Attorney, Agent, or Firm*—Ballard Spahr Andrews & Ingersoll, LLP

(**) **Term:** **14 Years**
(21) **Appl. No.:** **29/294,773**
(22) **Filed:** **Jan. 25, 2008**

(51) **LOC (9) Cl.** **11-05**
(52) **U.S. Cl.** **D11/166**
(58) **Field of Classification Search** D11/131,
D11/166, 181–185; D10/109; D21/708,
D21/793, 794; D26/51; 40/333, 584, 606.01,
40/606.03, 606.13, 606.14, 607.01, 607.04,
40/607.05, 607.11, 612, 642.02; D20/10,
D20/16, 17, 19, 39, 41, 43, 99; 116/173;
135/15.1

See application file for complete search history.

(57) **CLAIM**

The ornamental design for a display device, as shown and described.

(56) **References Cited**

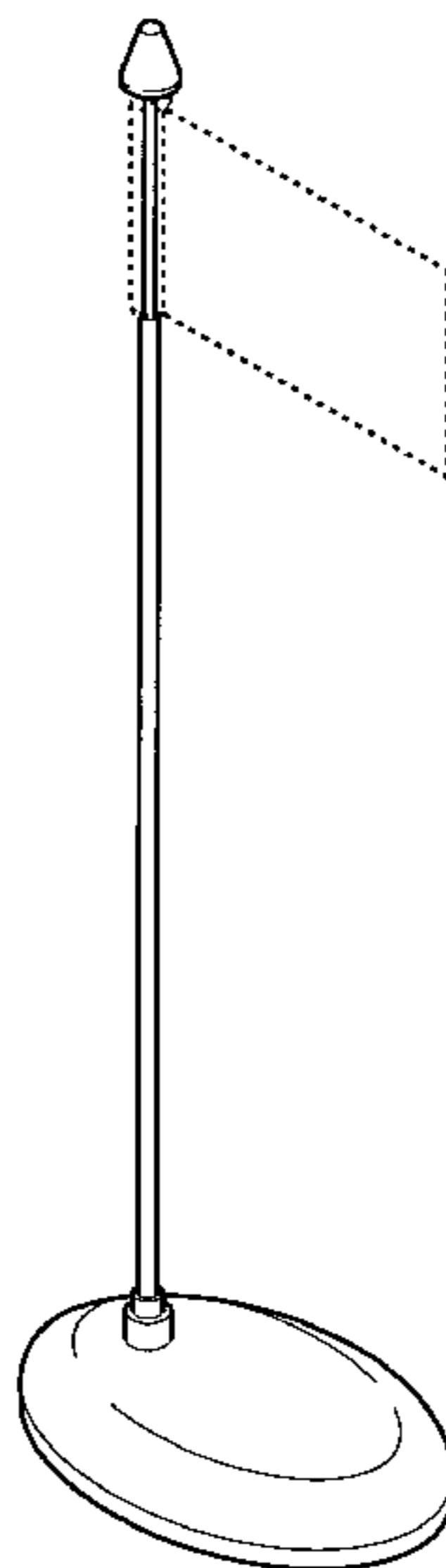
U.S. PATENT DOCUMENTS

D54,334 S * 12/1919 Samuel D11/166
2,263,138 A * 11/1941 Olson 116/173
2,414,358 A 1/1947 Calway 248/38
2,775,221 A * 12/1956 Olson 116/173
3,225,734 A 12/1965 Bule 116/173
3,240,183 A 3/1966 Walter et al. 116/173
3,478,715 A * 11/1969 Asbury 116/63 R
3,579,885 A 5/1971 Iverson 40/145
4,095,788 A 6/1978 Benenson 273/34
D257,245 S 10/1980 Neal D11/181
D281,407 S 11/1985 Gustafsson D11/181
4,583,482 A 4/1986 Smith 116/209
4,590,883 A * 5/1986 Steed et al. 116/173
4,905,624 A 3/1990 Krolzick 116/173

DESCRIPTION

FIG. 1 is a perspective view of a display device showing our new design;
FIG. 2 is a front view thereof;
FIG. 3 is a back view thereof;
FIG. 4 is a left side view thereof;
FIG. 5 is a right side view thereof; and,
FIG. 6 is a top view thereof.
In each figure the broken line drawing of a flag is for illustration purposes and forms no part of the claimed design.

1 Claim, 6 Drawing Sheets



US D585,329 S

Page 2

U.S. PATENT DOCUMENTS

6,035,567	A	3/2000	Cameron	40/606
D428,361	S	7/2000	Jones	D11/181
D464,587	S	10/2002	Ursprung	D11/165
D464,589	S	10/2002	Ursprung	D11/165
D465,174	S	11/2002	Ursprung	D11/165
D469,380	S	1/2003	Ursprung	D11/181
D480,114	S	9/2003	Grosz	D20/41
D497,192	S	10/2004	Radford	D21/796
D538,361	S	3/2007	Sato	D21/708
D540,713	S	4/2007	Stegmann et al.	D11/181
D550,456	S	9/2007	Keen	D3/259
D551,591	S	9/2007	Wesorick	D11/131
D566,002	S *	4/2008	Fullalove et al.	D11/165
D566,616	S	4/2008	Fullalove et al.	D11/165
D566,617	S *	4/2008	Fullalove et al.	D11/165
D568,433	S	5/2008	Tyndale-Biscoe	D21/796
2001/0035201	A1	11/2001	Kuzmic	135/15.1
2003/0084835	A1	5/2003	Chao	116/173
2005/0272515	A1	12/2005	Hurley et al.	473/173
2008/0127881	A1 *	6/2008	Stegmann et al.	116/173

FOREIGN PATENT DOCUMENTS

EM	360 854-0001	9/2005
----	--------------	--------

EM	360 854-0002	9/2005
EM	360 854-0003	9/2005
EM	360 854-0004	9/2005
EM	360 854-0005	9/2005
EM	360 854-0006	9/2005
EP	0 892 383	1/1999
EP	1 602 397	12/2005
GB	2 328 823	3/1999
GB	3025110	6/2006
GB	3025111	6/2006
JP	11197288	7/1999
WO	WO 03/002209	1/2003
WO	WO 2006/051395	5/2006
WO	WO 2007/132218	11/2007
WO	PCT/GB2007/004685	12/2007

OTHER PUBLICATIONS

International Search Report and Written Opinion for PCT/GB2007/004685 dated Dec. 7, 2007.

* cited by examiner

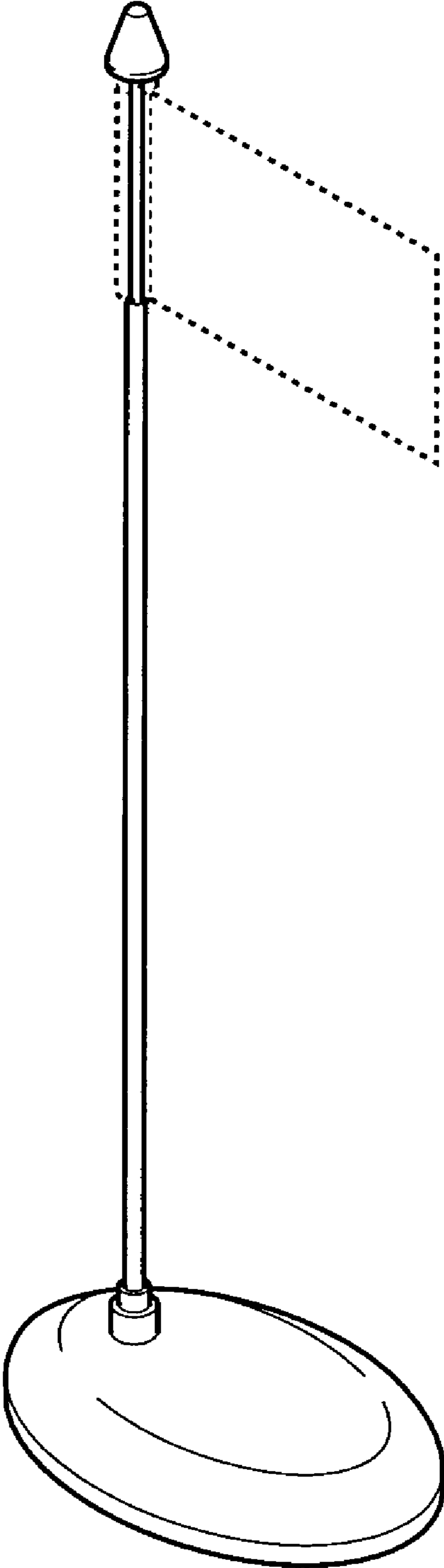


FIG. 1




FIG. 2

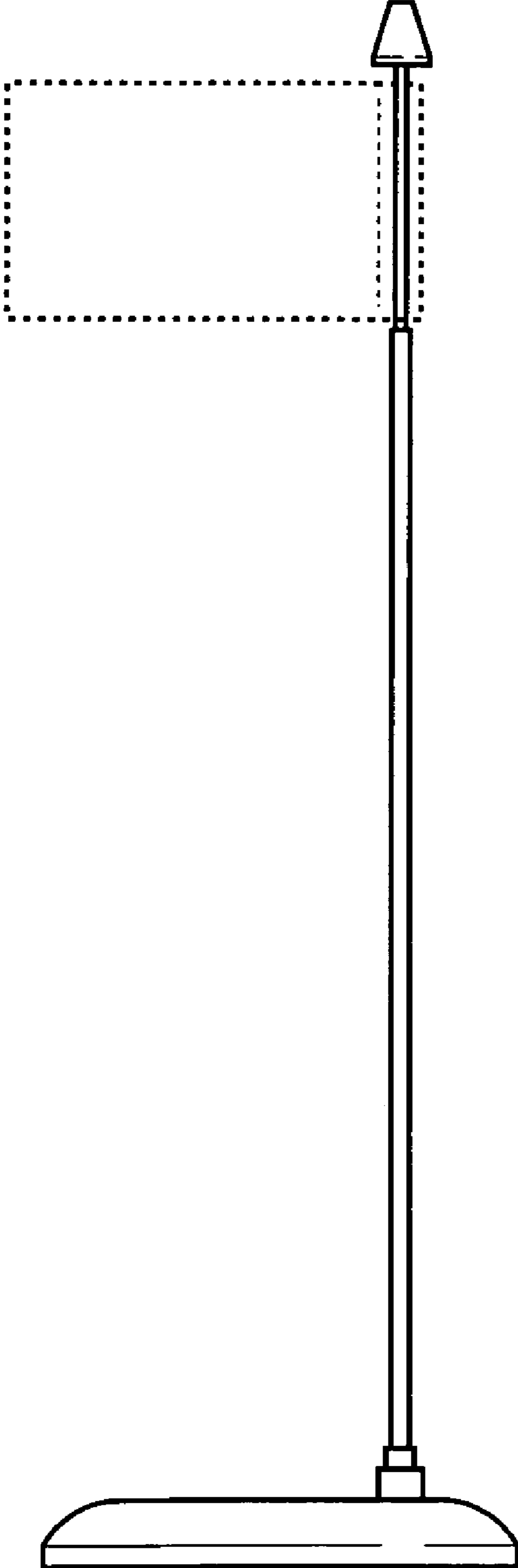


FIG. 3

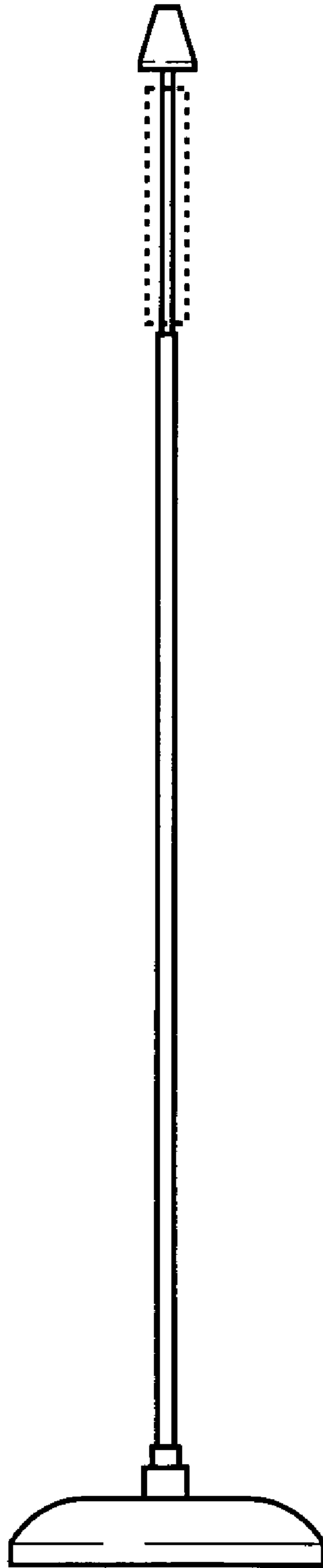


FIG. 4

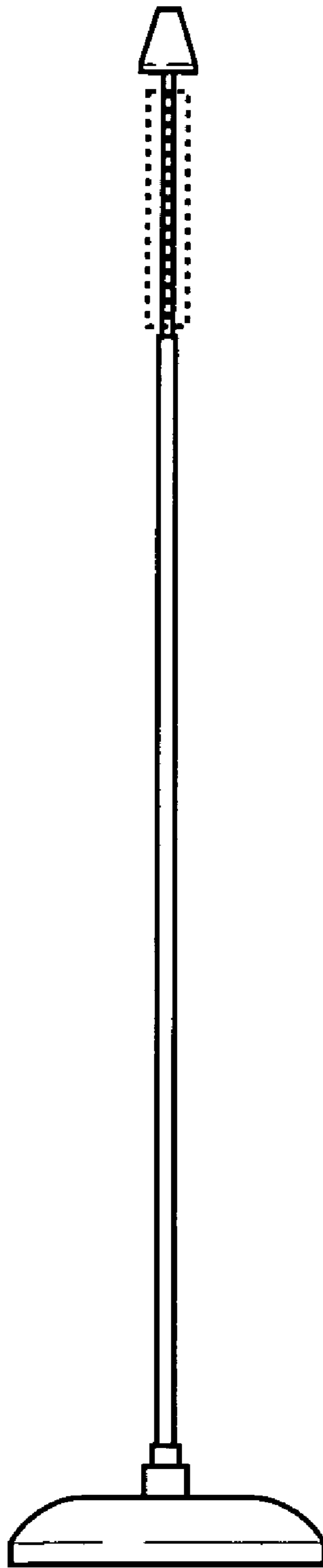


FIG. 5

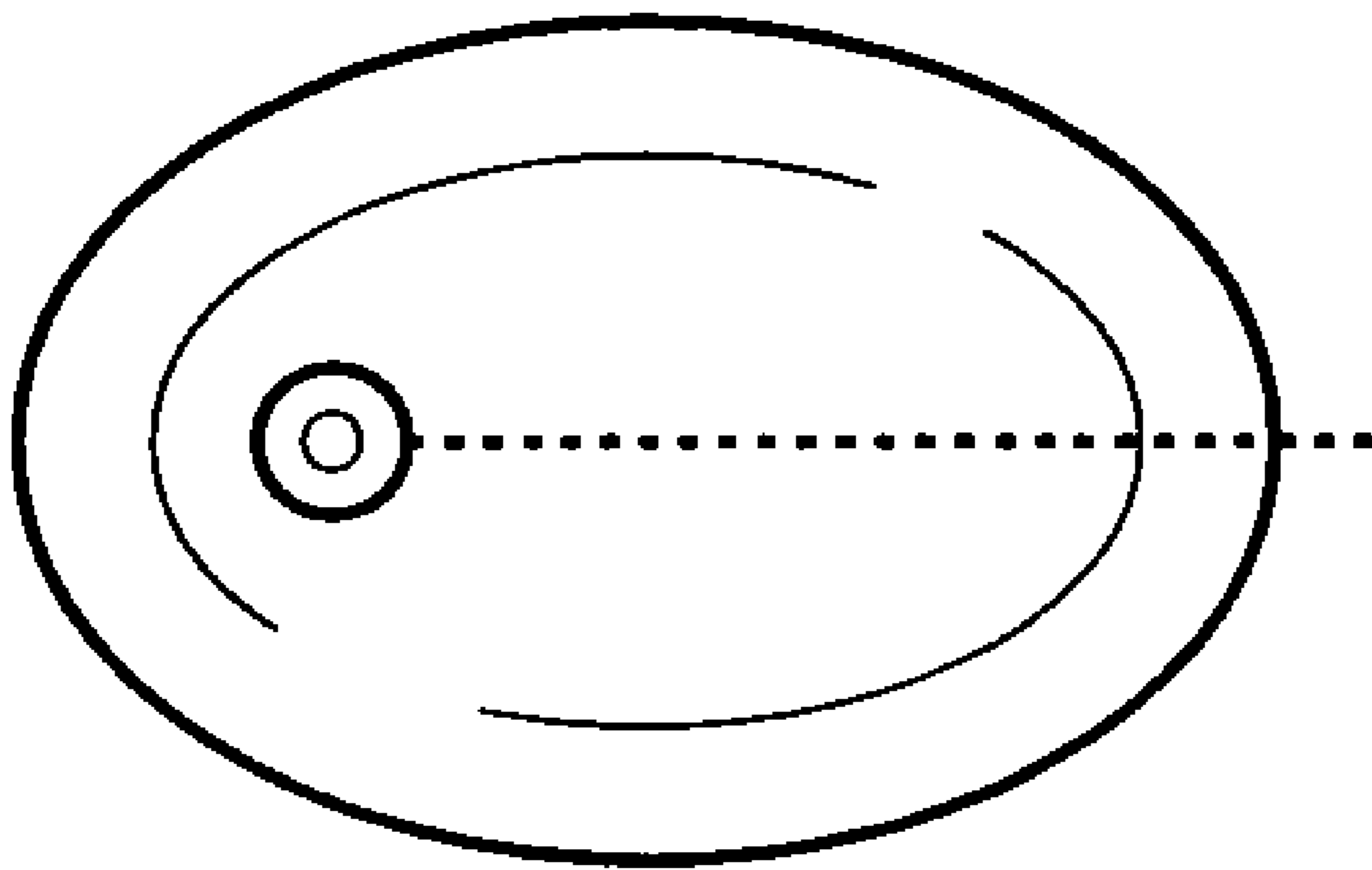


FIG. 6