



US00D585328S

(12) **United States Design Patent**  
**Flanagan et al.**

(10) **Patent No.:** **US D585,328 S**  
(45) **Date of Patent:** **\*\* Jan. 27, 2009**

(54) **DISPLAY DEVICE**

5,106,096 A 4/1992 Dunn ..... 273/232  
5,236,166 A \* 8/1993 Darling ..... 116/173

(75) Inventors: **Sean Flanagan**, Geneva (CH); **James Deen**, Scottsdale, AZ (US)

(73) Assignee: **Golf Flagstick Advertising (UK) Ltd**, London (GB)

(Continued)

**FOREIGN PATENT DOCUMENTS**

(\*\*) Term: **14 Years**

DE 42 06 543 9/1993

(21) Appl. No.: **29/294,769**

(Continued)

(22) Filed: **Jan. 25, 2008**

**OTHER PUBLICATIONS**

(30) **Foreign Application Priority Data**

Jul. 27, 2007 (GB) ..... 4003779

International Search Report and Written Opinion for PCT/GB2007/001757 dated May 11, 2007.

(51) **LOC (9) Cl.** ..... **11-05**

(Continued)

(52) **U.S. Cl.** ..... **D11/166**

(58) **Field of Classification Search** ..... D11/131,  
D11/166, 181-185; D10/109; D21/708,  
D21/793, 794; D26/51; 40/333, 584, 606.01,  
40/606.03, 606.13, 606.14, 607.01, 607.04,  
40/607.05, 607.11, 612, 642.02; D20/10,  
D20/16, 17, 19, 39, 41, 43, 99; 116/173;  
135/15.1

*Primary Examiner*—Louis S Zarfaz  
*Assistant Examiner*—Michael A Pratt  
(74) *Attorney, Agent, or Firm*—Ballard Spahr Andrews & Ingersoll, LLP

See application file for complete search history.

(57) **CLAIM**

The ornamental design for a display device, as shown and described.

(56) **References Cited**

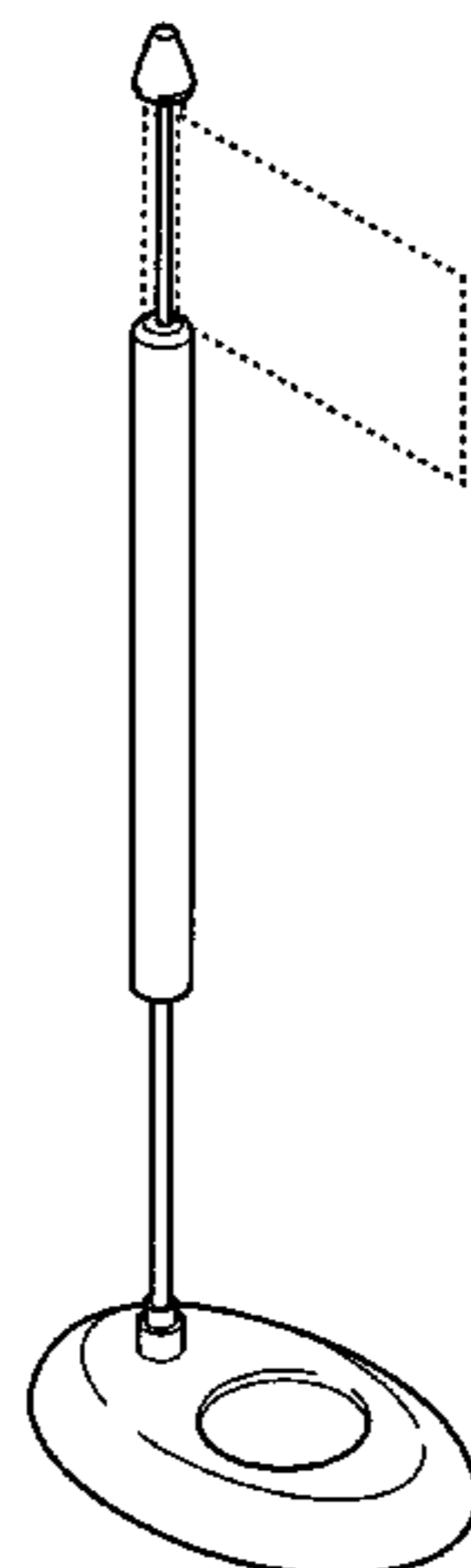
**U.S. PATENT DOCUMENTS**

D54,334 S \* 12/1919 Samuel ..... D11/166  
2,263,138 A \* 11/1941 Olson ..... 116/173  
2,414,358 A 1/1947 Calway ..... 248/38  
2,775,221 A \* 12/1956 Olson ..... 116/173  
3,225,734 A 12/1965 Bule ..... 116/173  
3,240,183 A 3/1966 Walter et al. .... 116/173  
3,478,715 A \* 11/1969 Asbury ..... 116/63 R  
3,579,885 A 5/1971 Iverson ..... 40/145  
4,095,788 A 6/1978 Benenson ..... 273/34  
D257,245 S 10/1980 Neal ..... D11/181  
D281,407 S 11/1985 Gustafsson ..... D11/181  
4,583,482 A 4/1986 Smith ..... 116/209  
4,590,883 A \* 5/1986 Steed et al. .... 116/173  
4,905,624 A 3/1990 Krolzick ..... 116/173

**DESCRIPTION**

FIG. 1 is a perspective view of a display device showing our new design;  
FIG. 2 is a front view thereof;  
FIG. 3 is a back view thereof;  
FIG. 4 is a left side view thereof;  
FIG. 5 is a right side view thereof; and,  
FIG. 6 is a top view of the collectable flagstick miniature.  
In each figure the broken line drawing of a flag is for illustration purposes and forms no part of the claimed design.

**1 Claim, 6 Drawing Sheets**



# US D585,328 S

Page 2

## U.S. PATENT DOCUMENTS

5,532,677 A	7/1996	Miller .....	340/286.01
D392,328 S	3/1998	Johansson .....	D20/29
D403,731 S	1/1999	Larsen .....	D21/789
6,035,567 A	3/2000	Cameron .....	40/606
D428,361 S	7/2000	Jones .....	D11/181
D464,587 S	10/2002	Ursprung .....	D11/165
D464,589 S	10/2002	Ursprung .....	D11/165
D465,174 S	11/2002	Ursprung .....	D11/165
D469,380 S	1/2003	Ursprung .....	D11/181
D480,114 S	9/2003	Grosz .....	D20/41
D497,192 S	10/2004	Radford .....	D21/796
D538,361 S	3/2007	Sato .....	D21/708
D540,713 S	4/2007	Stegmann et al. ....	D11/181
D550,456 S	9/2007	Keen .....	D3/259
D551,591 S	9/2007	Wesorick .....	D11/131
D566,002 S *	4/2008	Fullalove et al. ....	D11/165
D566,616 S	4/2008	Fullalove et al. ....	D11/165
D566,617 S *	4/2008	Fullalove et al. ....	D11/165
D568,433 S	5/2008	Tyndale-Biscoe .....	D21/796
2001/0035201 A1	11/2001	Kuzmic .....	135/15.1
2003/0084835 A1	5/2003	Chao .....	116/173
2005/0272515 A1	12/2005	Hurley et al. ....	473/173
2008/0127881 A1 *	6/2008	Stegmann et al. ....	116/173

## FOREIGN PATENT DOCUMENTS

EP	0 892 383	1/1999
EP	360 854-0001	9/2005
EP	360 854-0002	9/2005
EP	360 854-0003	9/2005
EP	360 854-0004	9/2005
EP	360 854-0005	9/2005
EP	360 854-0006	9/2005
EP	1 602 397	12/2005
GB	2 328 823	3/1999
GB	3025110	6/2006
GB	3025111	6/2006
GB	PCT/GB2007/004685	12/2007
JP	11197288	7/1999
WO	WO 03/002209	1/2003
WO	WO 2006/051395	5/2006
WO	WO 2007/132218	11/2007

## OTHER PUBLICATIONS

International Search Report and Written Opinion for PCT/GB2007/004685 dated Dec. 7, 2007.

\* cited by examiner

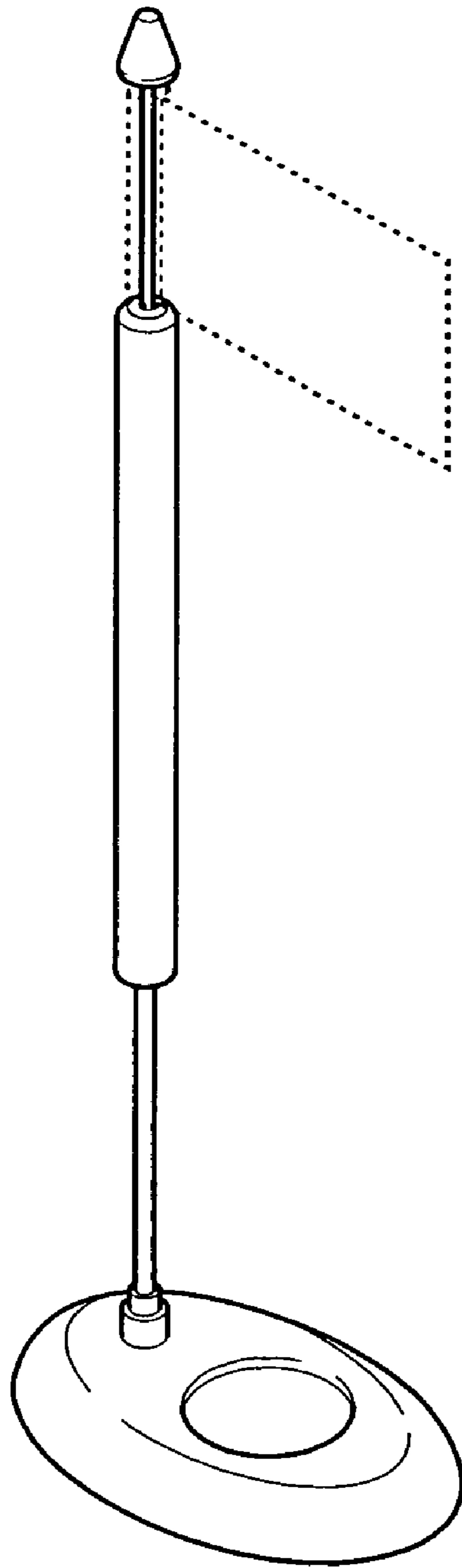


FIG. 1

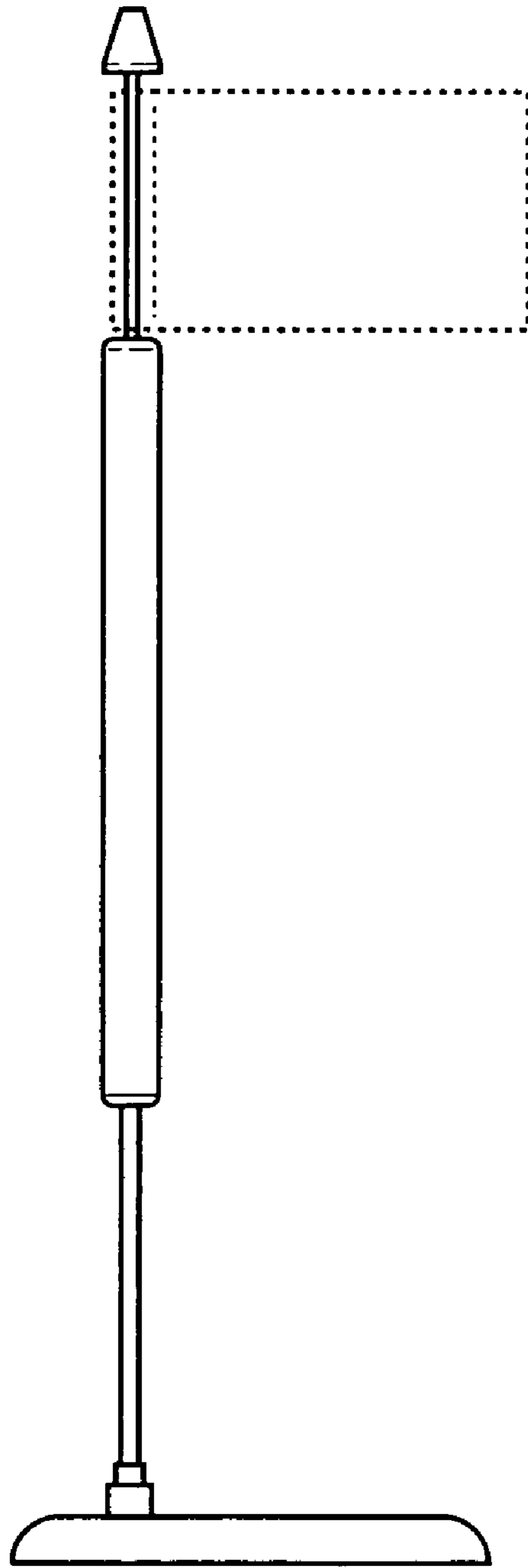


FIG. 2

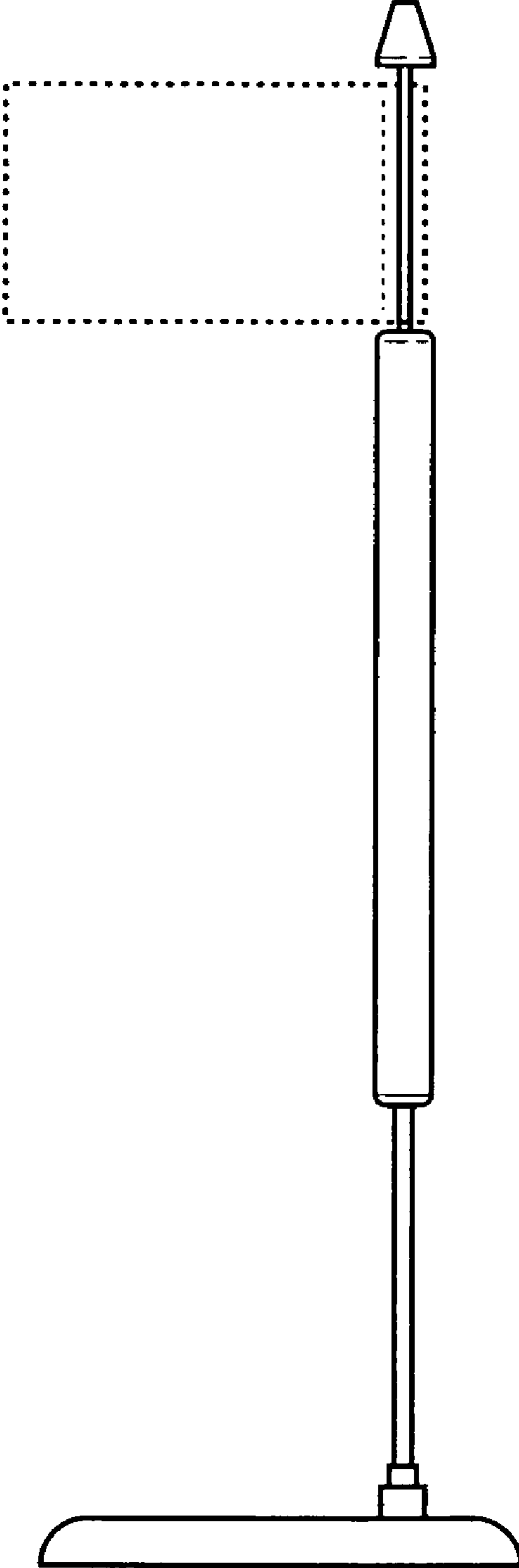


FIG. 3

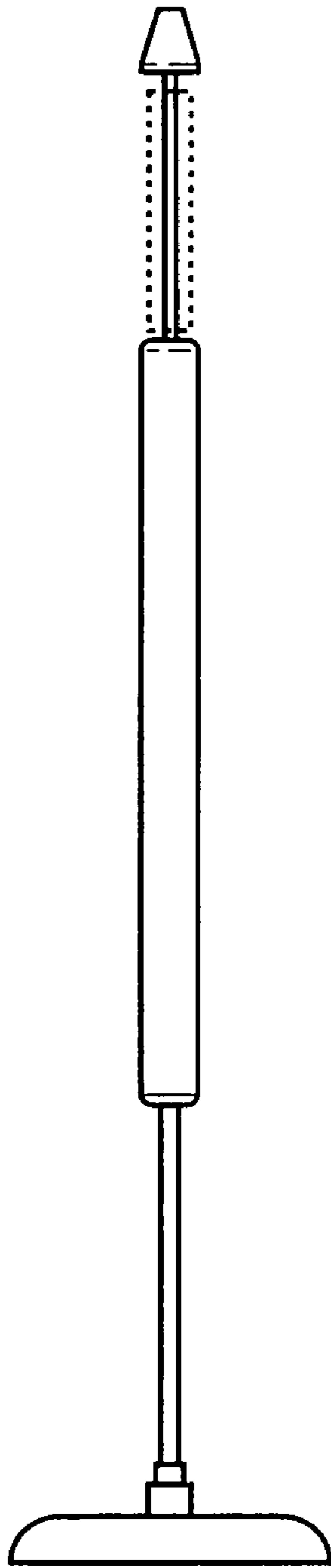


FIG. 4

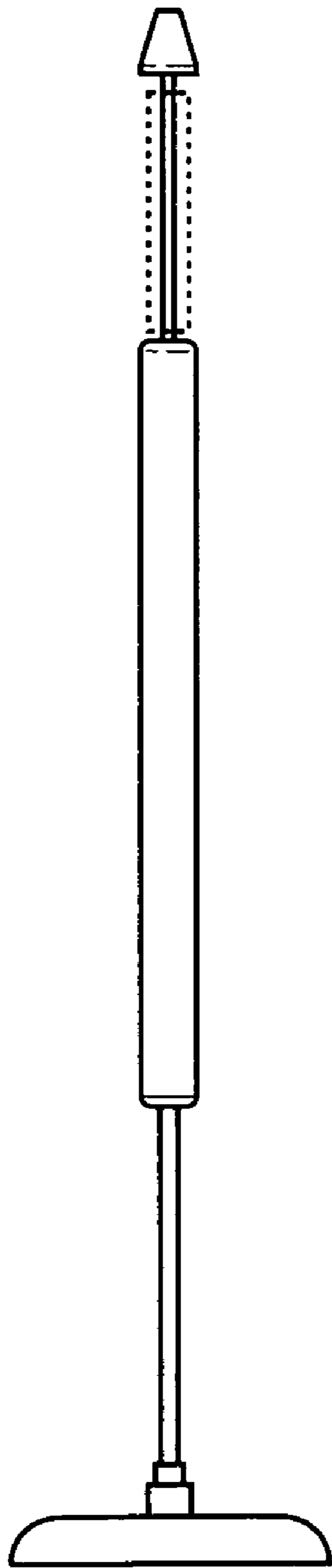
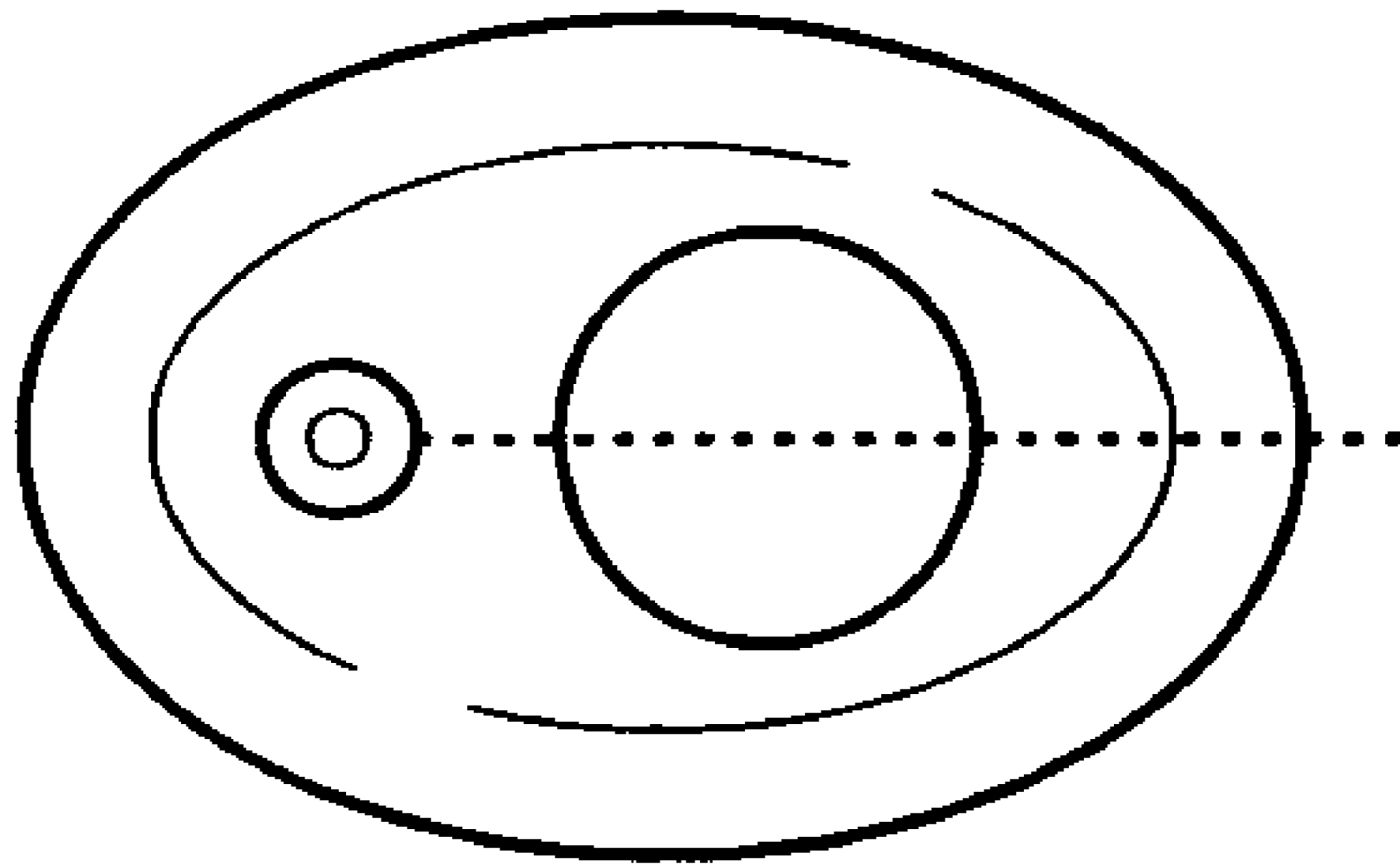


FIG. 5



**FIG. 6**