



US00D585309S

(12) **United States Design Patent**  
**Monachon**

(10) **Patent No.:** **US D585,309 S**  
(45) **Date of Patent:** **\*\* Jan. 27, 2009**

(54) **WATCH**

(75) Inventor: **Jean-Claude Monachon**, Biel/Bienne (CH)

(73) Assignee: **Omega SA (Omega AG) (Omega Ltd.)**, Biel/Bienne (CH)

(\*\*) Term: **14 Years**

(21) Appl. No.: **29/306,345**

(22) Filed: **Apr. 8, 2008**

(30) **Foreign Application Priority Data**

Oct. 8, 2007 (WO) ..... DM/069 338

(51) **LOC (9) Cl.** ..... **10-02**

(52) **U.S. Cl.** ..... **D10/39**

(58) **Field of Classification Search** ..... D10/30-39,  
D10/122-126; 368/276, 281, 282, 285, 80,  
368/223, 228, 232, 21, 28

See application file for complete search history.

(56) **References Cited**

**U.S. PATENT DOCUMENTS**

2,361,563	A *	10/1944	Pellaton	.....	368/80
D195,421	S *	6/1963	Huguenin	.....	D10/39
D221,789	S *	9/1971	Kolbrener	.....	D10/39
D327,851	S *	7/1992	Besson	.....	D10/39
5,220,541	A *	6/1993	Vuilleumier	.....	368/88
5,339,293	A *	8/1994	Kamiyama et al.	.....	368/21
D415,043	S *	10/1999	Fichter	.....	D10/39
D418,427	S *	1/2000	Fichter	.....	D10/30
D457,817	S *	5/2002	Brandt	.....	D10/39

D465,739	S *	11/2002	Arabov	.....	D10/39
D474,118	S *	5/2003	Monachon	.....	D10/32
6,567,345	B1 *	5/2003	Furukawa et al.	.....	368/80
6,570,823	B1 *	5/2003	Gilomen et al.	.....	368/113
D490,719	S *	6/2004	Schoepfer	.....	D10/32
6,894,951	B1 *	5/2005	Brandt et al.	.....	368/80
D517,432	S *	3/2006	Laucella	.....	D10/39
D517,927	S *	3/2006	Enomoto et al.	.....	D10/32
D524,171	S *	7/2006	Monachon	.....	D10/32
D538,182	S *	3/2007	Lalo	.....	D10/32
D549,598	S *	8/2007	Yoshikawa	.....	D10/32

\* cited by examiner

*Primary Examiner*—Lucy Lieberman

(74) *Attorney, Agent, or Firm*—Collen IP; Donald J. Ranft

(57) **CLAIM**

The ornamental design for a watch, as shown and described.

**DESCRIPTION**

FIG. 1 is a front view of my new, original and ornamental design for a watch;

FIG. 2 is a rear view thereof;

FIG. 3 is a right side view thereof;

FIG. 4 is a left side view thereof;

FIG. 5 is bottom view thereof;

FIG. 6 is a top view thereof; and,

FIG. 7 is a front perspective view thereof.

The broken lines shown in FIG. 2 are for illustrative purposes only and form no part of the claimed design.

**1 Claim, 4 Drawing Sheets**



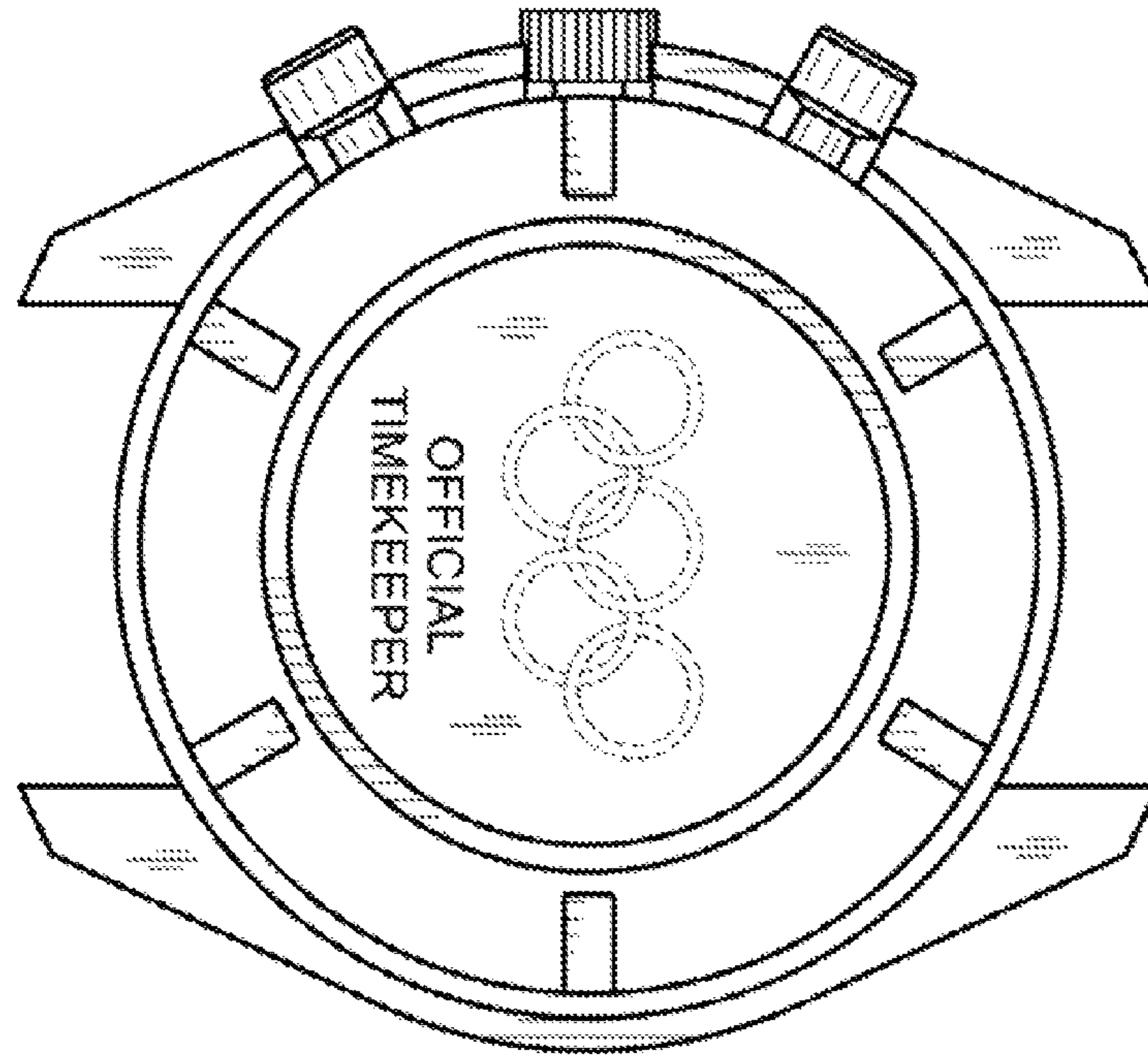


FIG. 2




FIG. 1

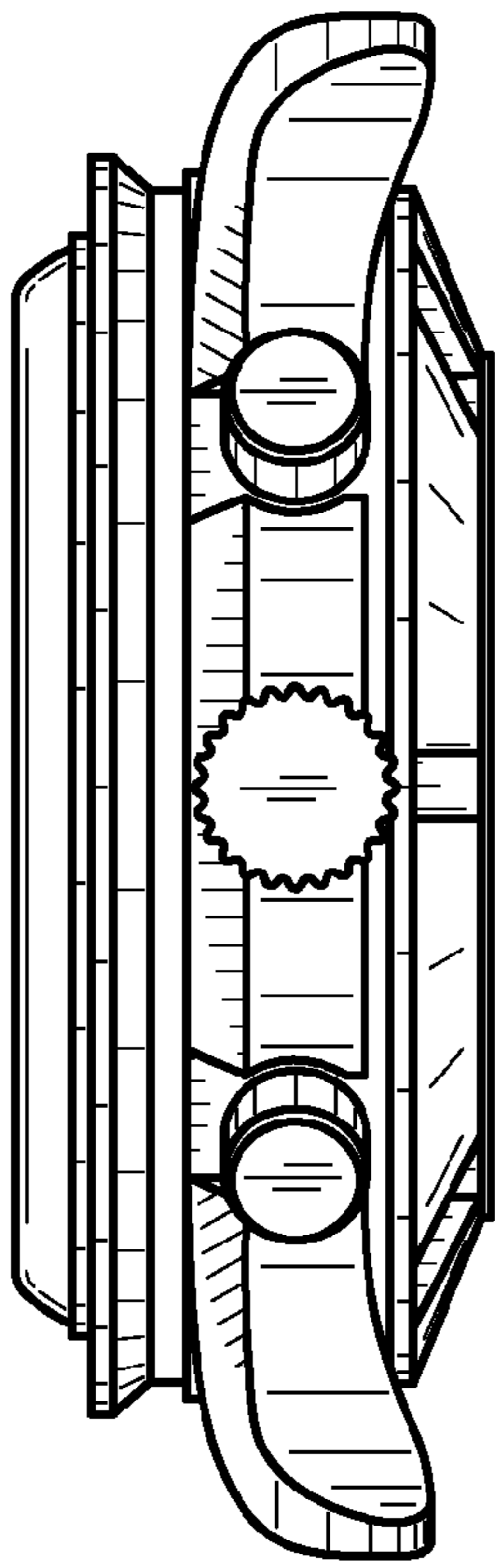


FIG. 3

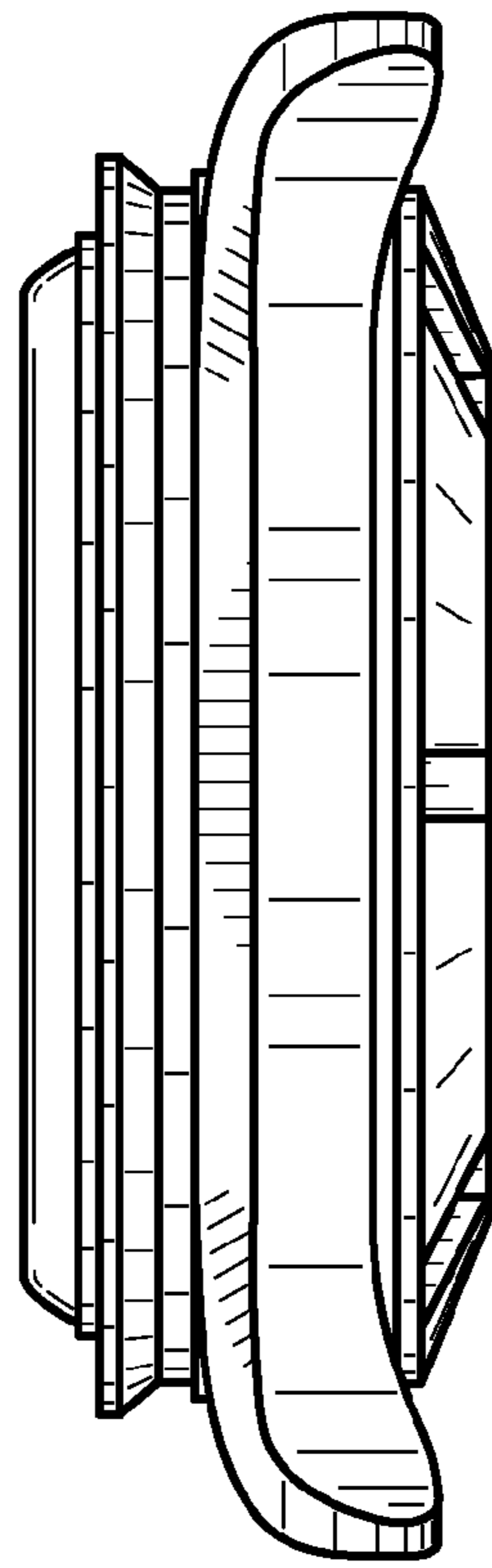


FIG. 4

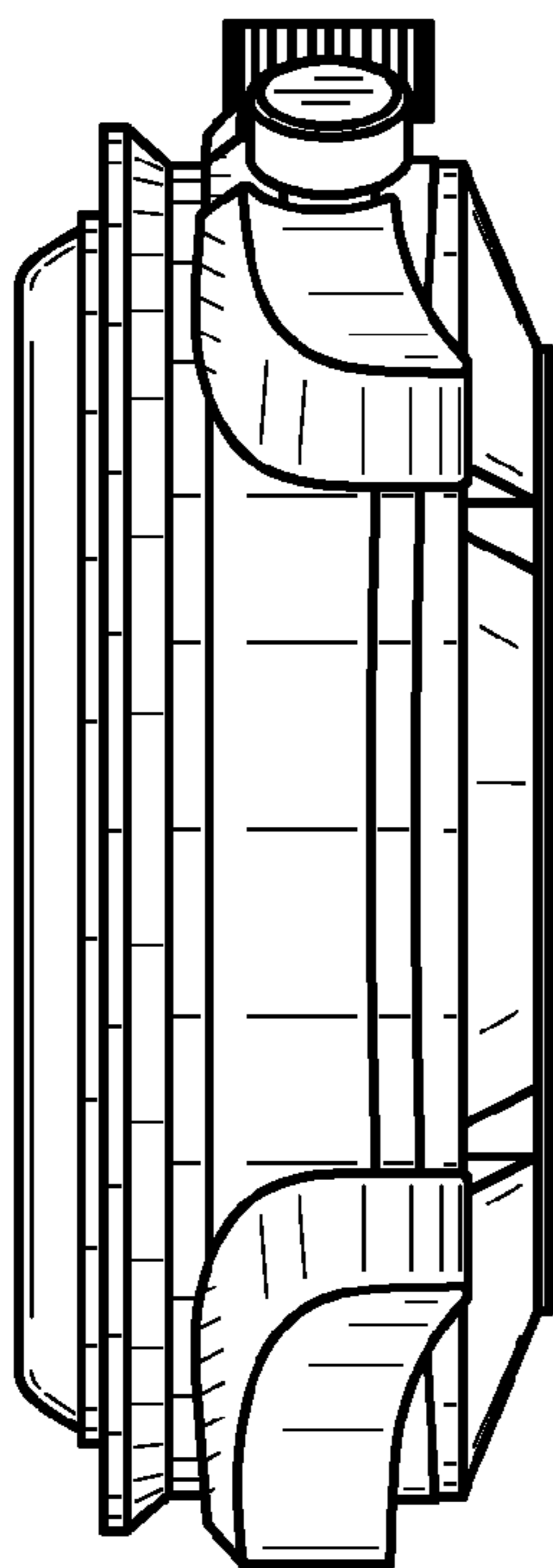


FIG. 5

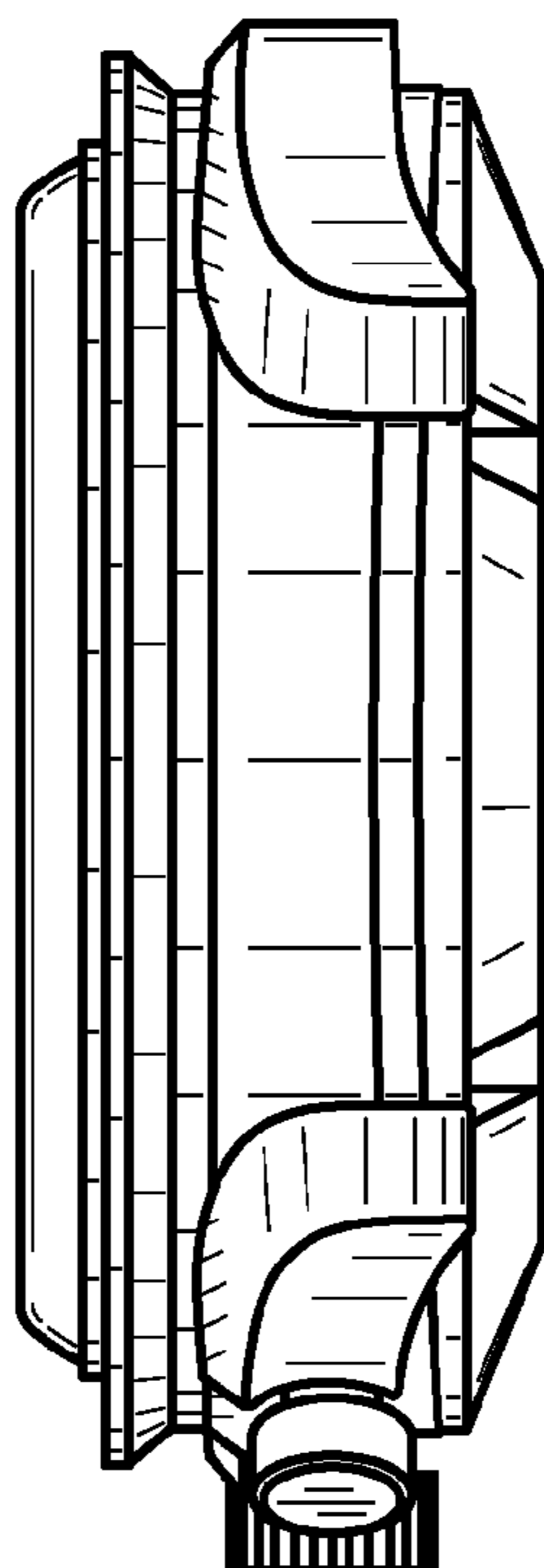


FIG. 6



FIG. 7