



US00D585307S

(12) **United States Design Patent**
Modolo

(10) **Patent No.:** **US D585,307 S**

(45) **Date of Patent:** **** Jan. 27, 2009**

(54) **COMBINED WRISTWATCH AND BRACELET**

(75) **Inventor:** **Dino Modolo**, La Chaux-de-Fonds (CH)

(73) **Assignee:** **Di Modolo International Switzerland S.A.**, Chaux-de-Fonds (CH)

(**) **Term:** **14 Years**

(21) **Appl. No.:** **29/298,741**

(22) **Filed:** **Dec. 12, 2007**

(30) **Foreign Application Priority Data**

Jun. 19, 2007 (CH) 138083

(51) **LOC (9) Cl.** **10-02**

(52) **U.S. Cl.** **D10/32**

(58) **Field of Classification Search** D10/30-39,
D10/122-132; 368/276, 277, 281, 282, 285,
368/80, 223, 228, 232, 308; D11/3, 4, 5,
D11/12, 19, 20; 224/164; 63/3, 3.1, 4
See application file for complete search history.

(56) **References Cited**

U.S. PATENT DOCUMENTS

D40,127	S	*	7/1909	Starkey	D10/126
1,454,322	A	*	5/1923	Loeb	368/277
2,262,572	A	*	11/1941	Barmache	59/80
2,361,563	A	*	10/1944	Pellaton	368/80
D166,531	S	*	4/1952	Daniels	D11/19
2,749,634	A	*	6/1956	Billett et al.	40/633
3,265,247	A	*	8/1966	McKinney	224/171
4,019,037	A	*	4/1977	Monna	708/111
D250,750	S	*	1/1979	Perrin	D10/39
D267,237	S	*	12/1982	Kanoui	D10/39
D323,994	S	*	2/1992	Tanikawa	D10/32
D356,974	S	*	4/1995	Morelli et al.	D11/23

D361,724	S	*	8/1995	Nanayakkara	D10/31
D365,526	S	*	12/1995	Gardner	D10/39
D390,130	S	*	2/1998	Kennedy	D10/32
D423,950	S	*	5/2000	Bulgari	D10/32
D424,952	S	*	5/2000	Porsche et al.	D10/32
D456,726	S	*	5/2002	Finazzi	D10/39
D458,853	S	*	6/2002	Finazzi	D10/39
D473,478	S	*	4/2003	d'Origny	D10/39
D517,929	S	*	3/2006	Rabassa	D10/39
D526,218	S	*	8/2006	Krieger	D10/39
D542,676	S	*	5/2007	Cheng	D10/38
D547,209	S	*	7/2007	Gruosi-Scheufele	D10/39
D551,095	S	*	9/2007	Monachon	D10/32
D558,608	S	*	1/2008	Iff	D10/32

* cited by examiner

Primary Examiner—Lucy Lieberman

(74) *Attorney, Agent, or Firm*—McGlew & Tuttle, P.C.

(57) **CLAIM**

The ornamental design for a combined wristwatch and bracelet, as shown and described.

DESCRIPTION

FIG. 1 is a top view of my new combined wristwatch and bracelet design;

FIG. 2 is a bottom view thereof;

FIG. 3 is bottom side perspective view thereof;

FIG. 4 is a top side perspective view thereof;


FIG. 5 is right side view thereof;

FIG. 6 is left side view thereof;

FIG. 7 is a front end view thereof; and,

FIG. 8 is a rear end view thereof.

1 Claim, 8 Drawing Sheets



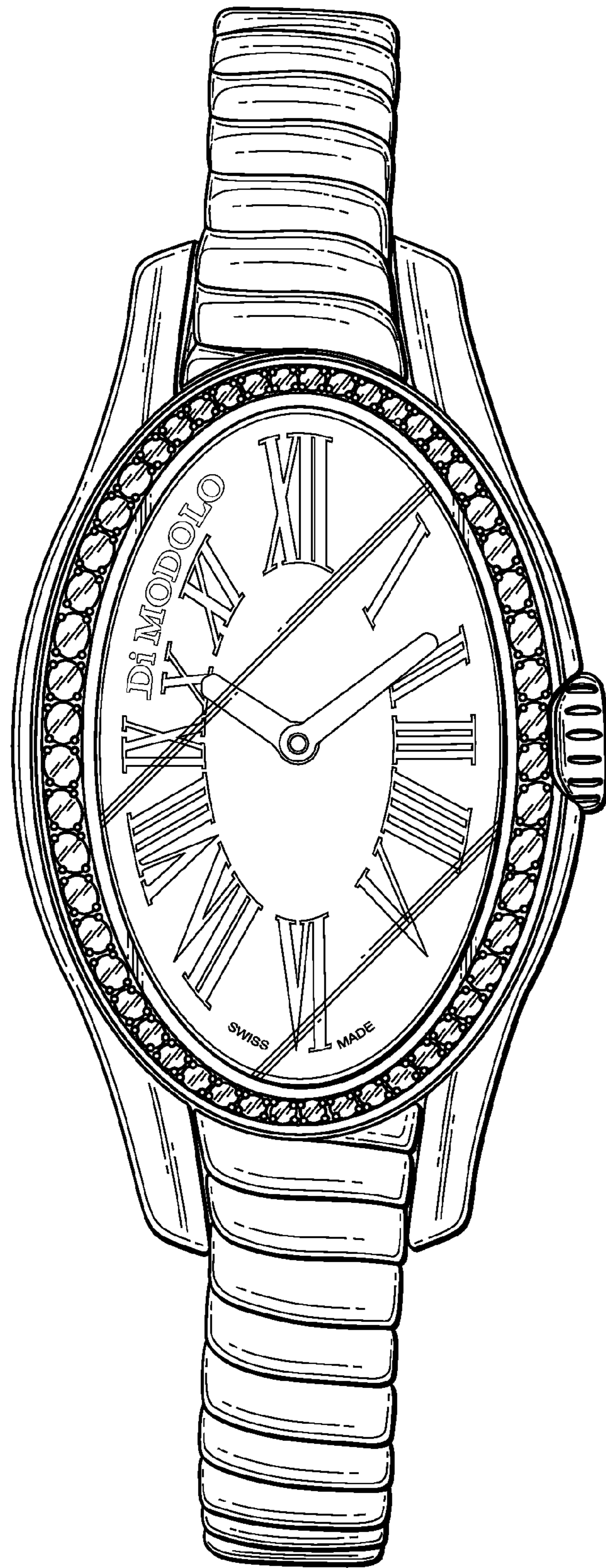


FIG. 1

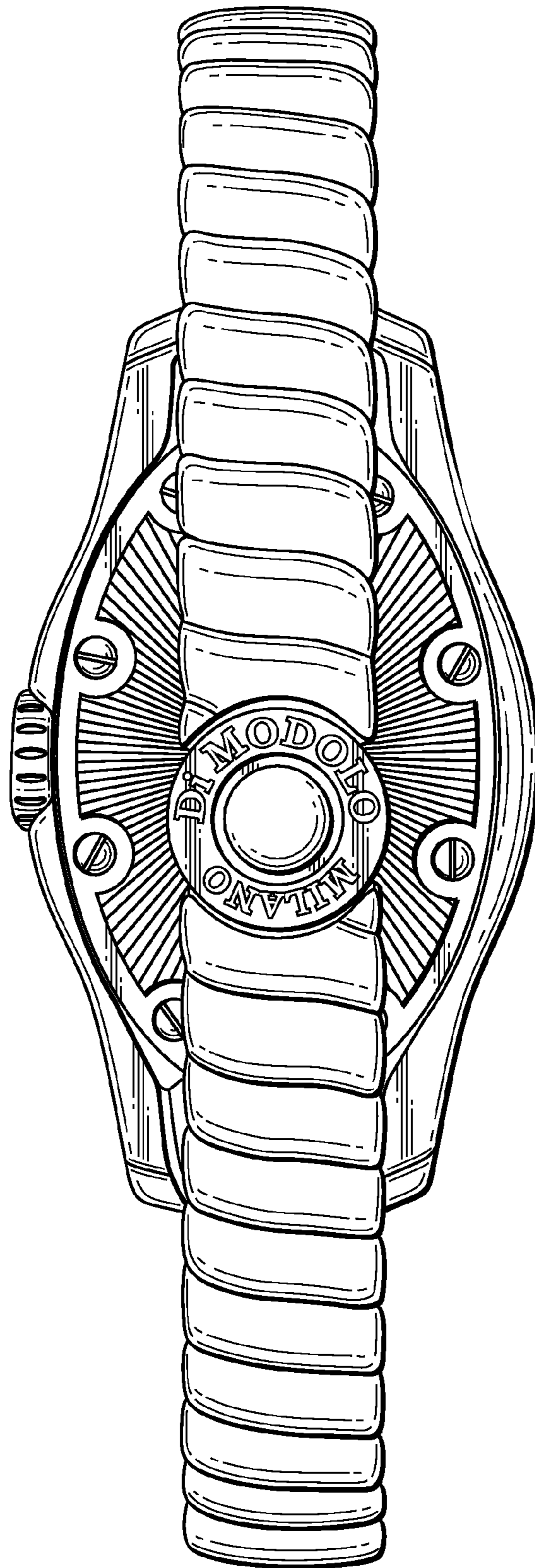


FIG. 2

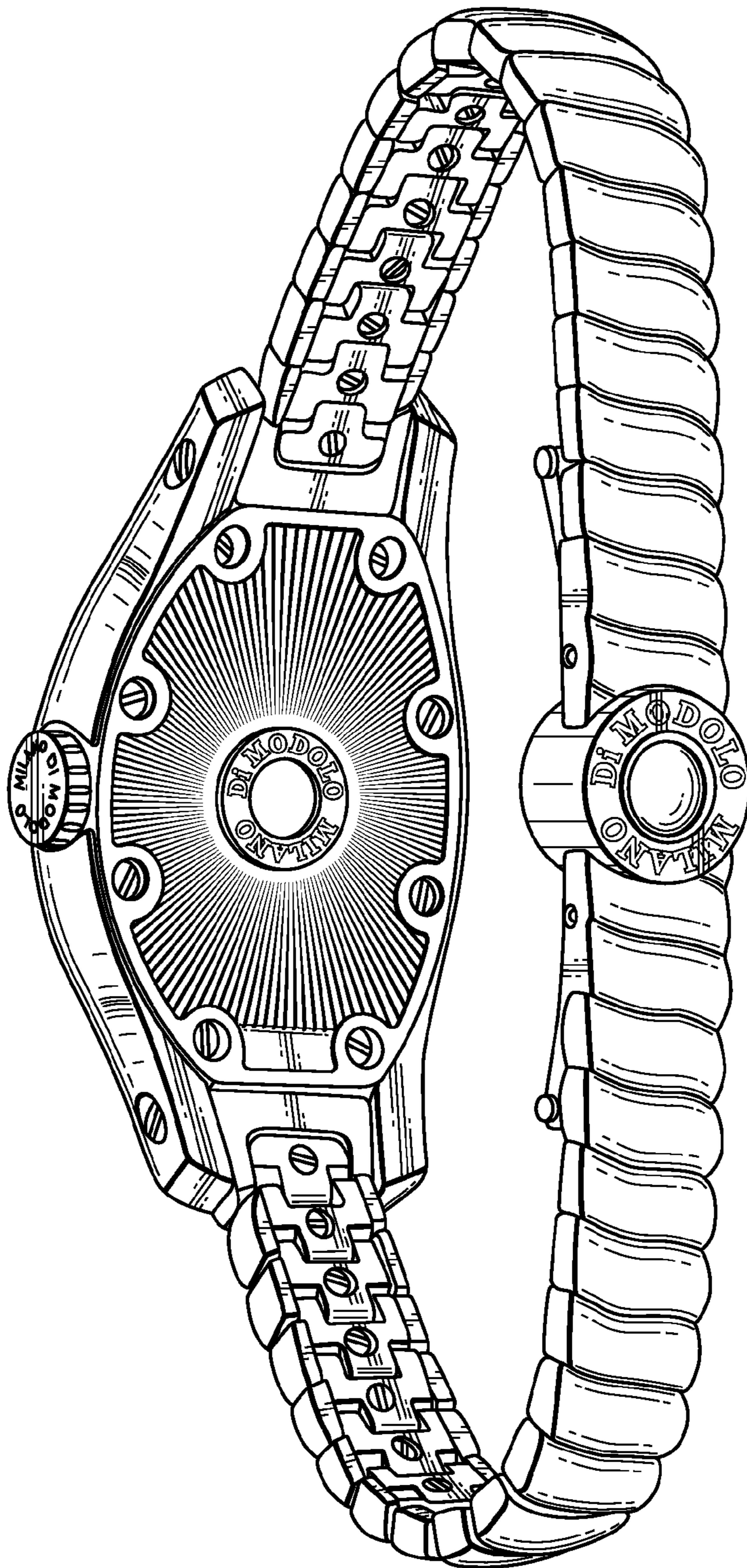


FIG. 3




FIG. 4

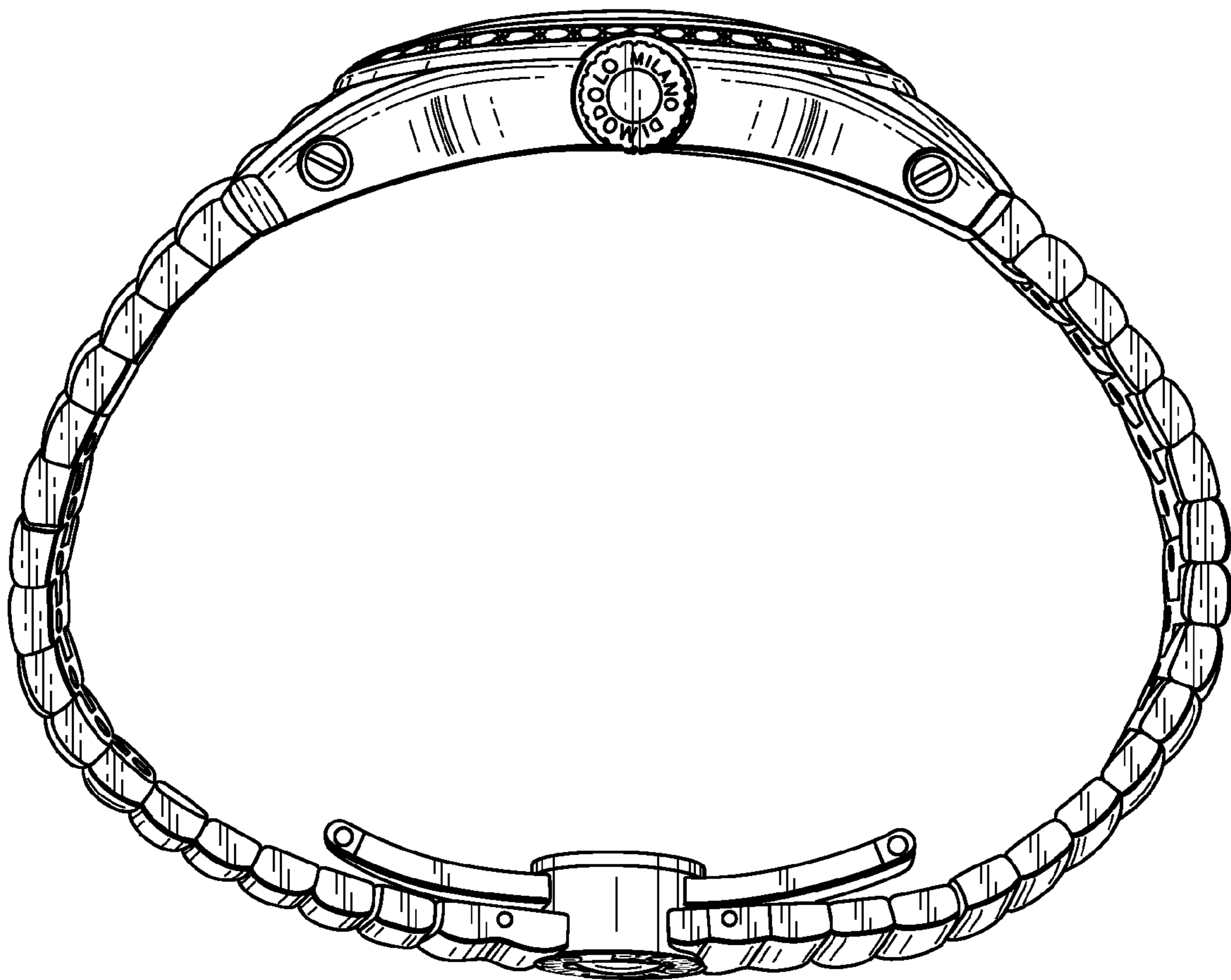


FIG. 5

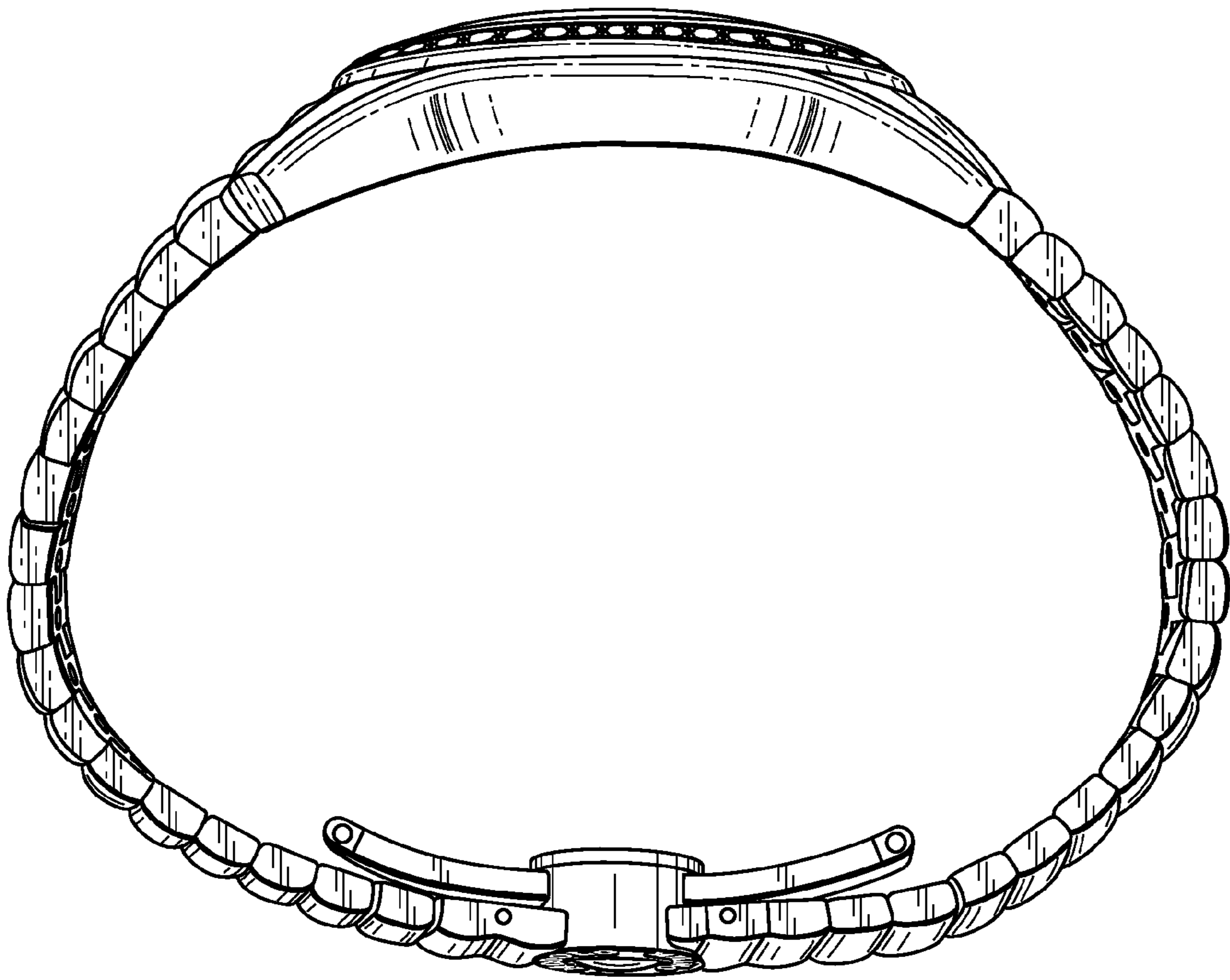


FIG. 6

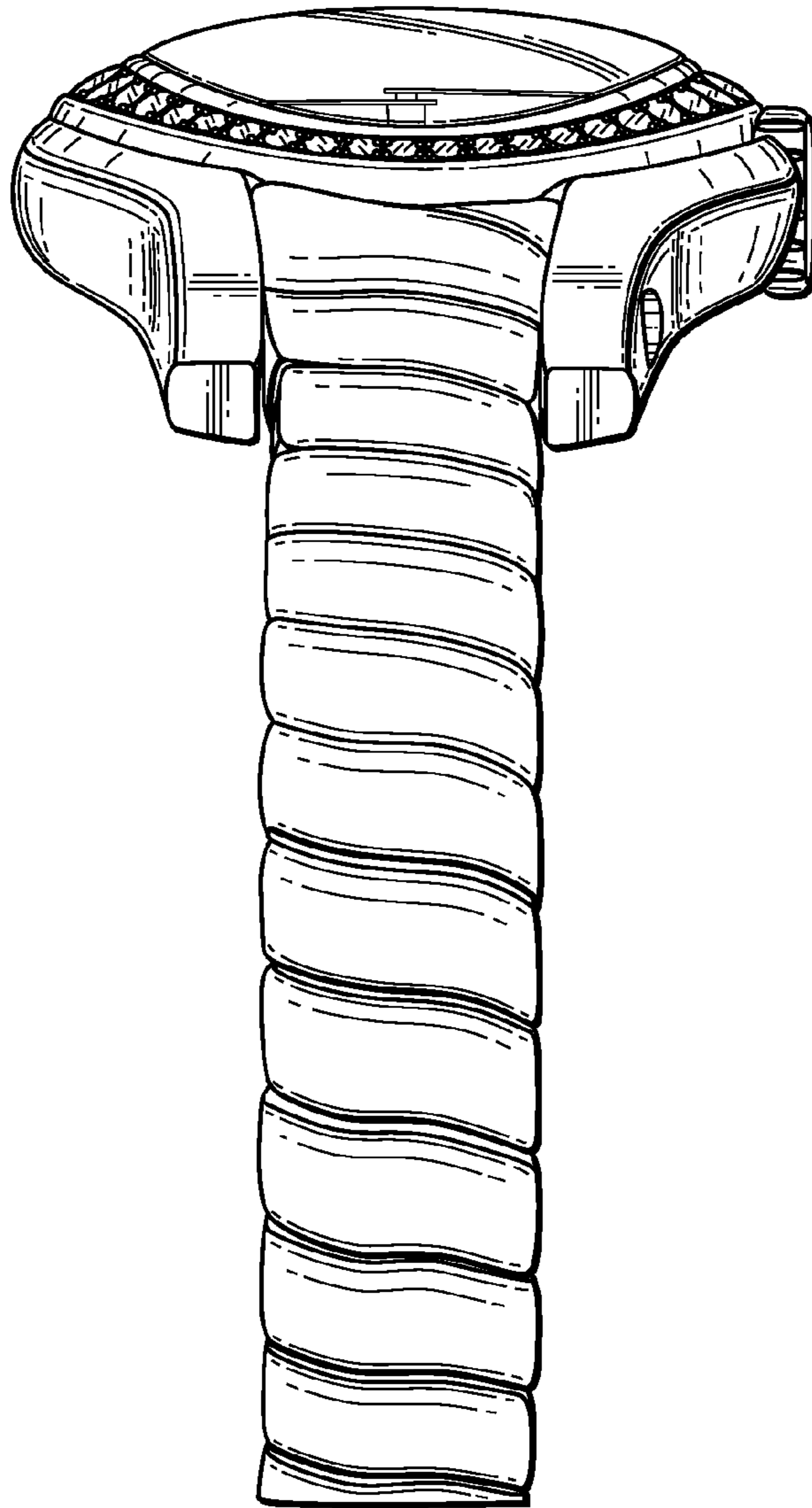


FIG. 7

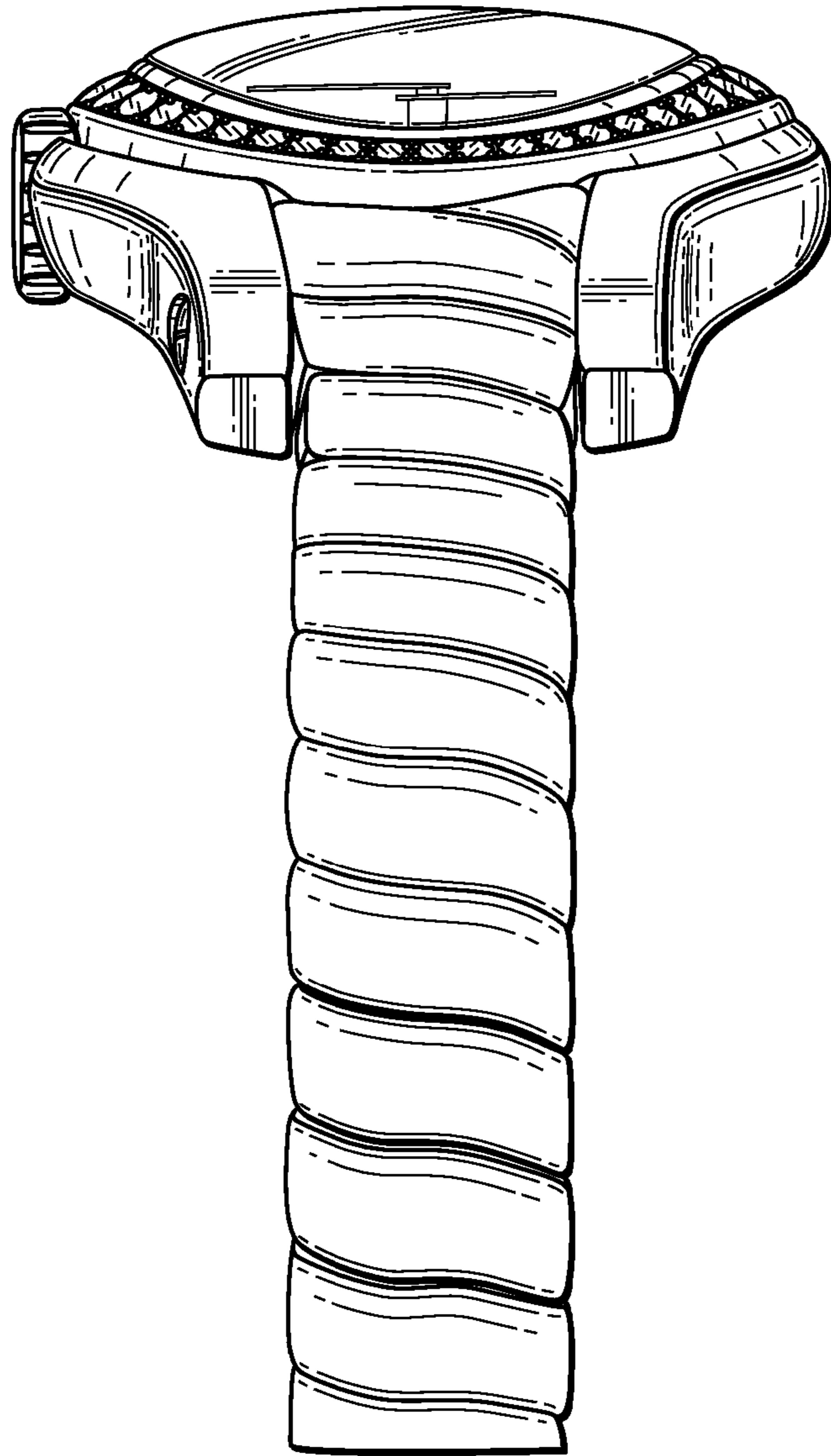


FIG. 8