



US00D585299S

(12) **United States Design Patent**  
**Miller**

(10) **Patent No.:** **US D585,299 S**  
(45) **Date of Patent:** **\*\* Jan. 27, 2009**

(54) **BOTTLE**

(75) Inventor: **Douglas Scott Miller**, Lebanon, OH  
(US)

(73) Assignee: **The Procter & Gamble Company**,  
Cincinnati, OH (US)

(\*\*) Term: **14 Years**

(21) Appl. No.: **29/288,509**

(22) Filed: **Jun. 13, 2007**

(51) **LOC (9) Cl.** ..... **09-01**

(52) **U.S. Cl.** ..... **D9/693**; D9/682; D9/694

(58) **Field of Classification Search** ..... D9/682-694,  
D9/516-575; 215/379, 382-384; 220/669-671;  
222/129, 135, 153.01, 153.03, 153.04, 153.09,  
222/153.11-153.14, 631, 635, 209, 211-213,  
222/215, 321.7-321.9, 372, 373, 378, 379,  
222/383.1, 384-386, 398, 400.7, 400.8, 401,  
222/402.1-402.25

See application file for complete search history.

(56) **References Cited**

U.S. PATENT DOCUMENTS

D35,366 S *	12/1901	Lorenz	.....	D9/550
D94,101 S *	12/1934	Spence	.....	D9/556
D111,226 S *	9/1938	Runnels	.....	D9/550
D125,922 S *	3/1941	McIntosh	.....	D9/568
D196,330 S *	9/1963	Mann	.....	D9/774
D209,714 S *	12/1967	Evans	.....	D9/555
D223,334 S *	4/1972	Hayes et al.	.....	D9/542
D234,076 S *	1/1975	Peterson	.....	D9/544
D254,838 S *	4/1980	Agnone et al.	.....	D9/691

D278,683 S *	5/1985	Biesecker	.....	D9/556
D286,374 S *	10/1986	Bussell	.....	D9/692
5,219,102 A *	6/1993	Wright	.....	222/190
D402,206 S *	12/1998	Mastey	.....	D9/556
D419,864 S *	2/2000	Kuzma et al.	.....	D9/682
D422,902 S *	4/2000	Kikuchi	.....	D9/689
6,186,365 B1 *	2/2001	DeJonge	.....	222/153.13
D486,399 S *	2/2004	Bakic	.....	D9/549

FOREIGN PATENT DOCUMENTS

GB DES. 2023071 \* 3/1993

\* cited by examiner

*Primary Examiner*—Catherine Tuttle

(74) *Attorney, Agent, or Firm*—Linda M. Sivik; Marianne Dressman; Tara M. Rosnell

(57) **CLAIM**

The ornamental design for a bottle, as shown and described.

**DESCRIPTION**

FIG. 1 is a perspective view of a bottle showing my new design;

FIG. 2 is a front side view of the bottle as shown in FIG. 1;

FIG. 3 is a back side view of the bottle as shown in FIG. 1;

FIG. 4 is a right side view of the bottle as shown in FIG. 1;

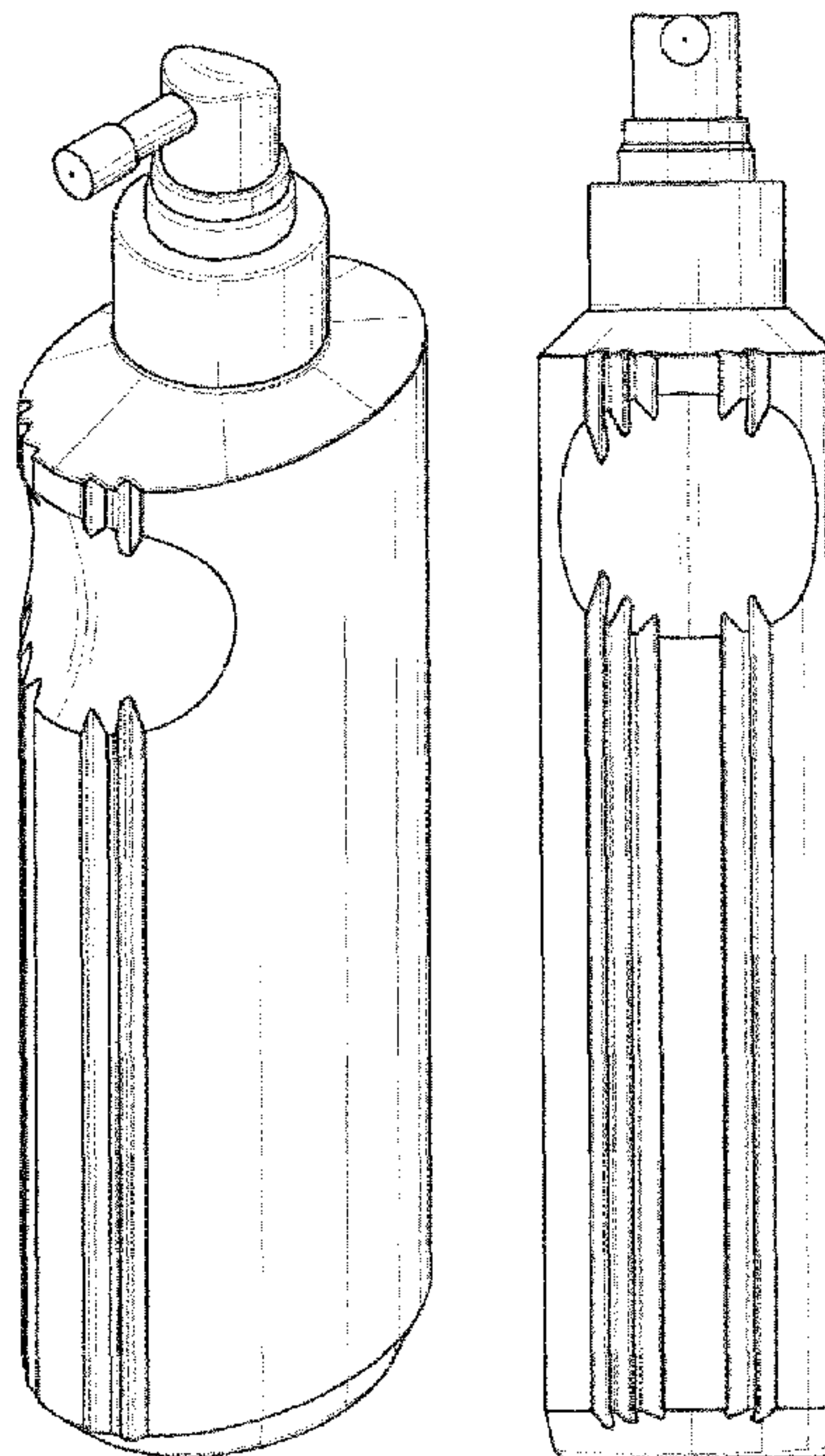
FIG. 5 is a left side view of the bottle as shown in FIG. 1;

FIG. 6 is a top view of the bottle as shown in FIG. 1; and,

FIG. 7 is a bottom view of the bottle as shown in FIG. 1.

The appearance within the unshaded central region of the bottom end in FIG. 7 forms no part of the claimed design.

**1 Claim, 5 Drawing Sheets**






Fig. 1

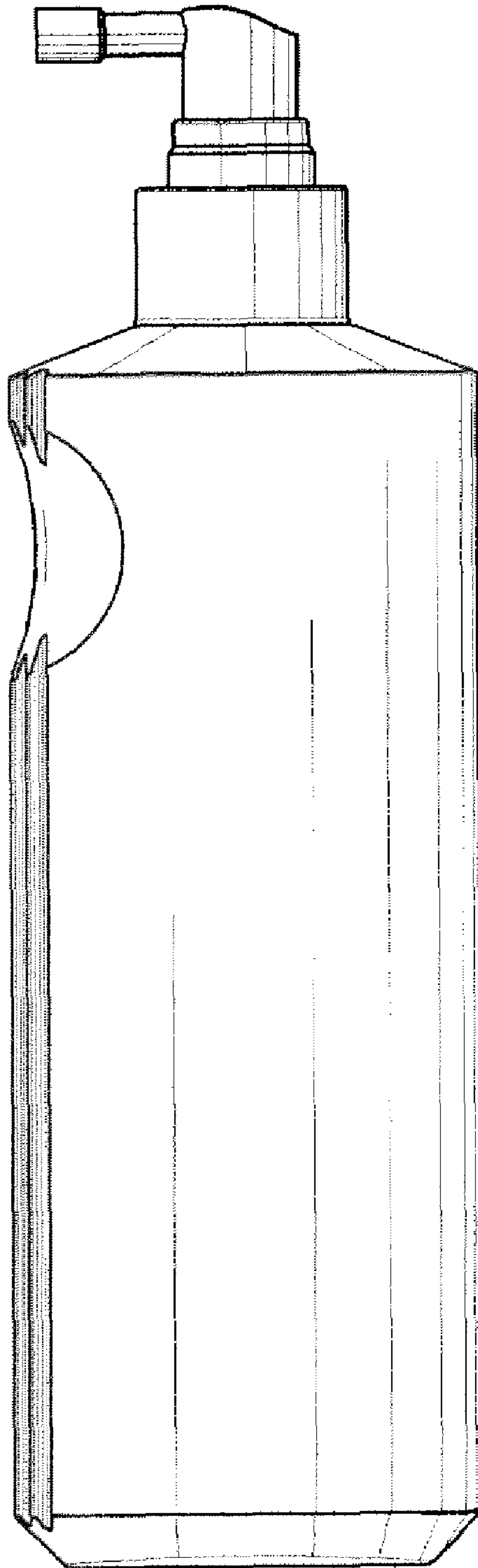


Fig. 2

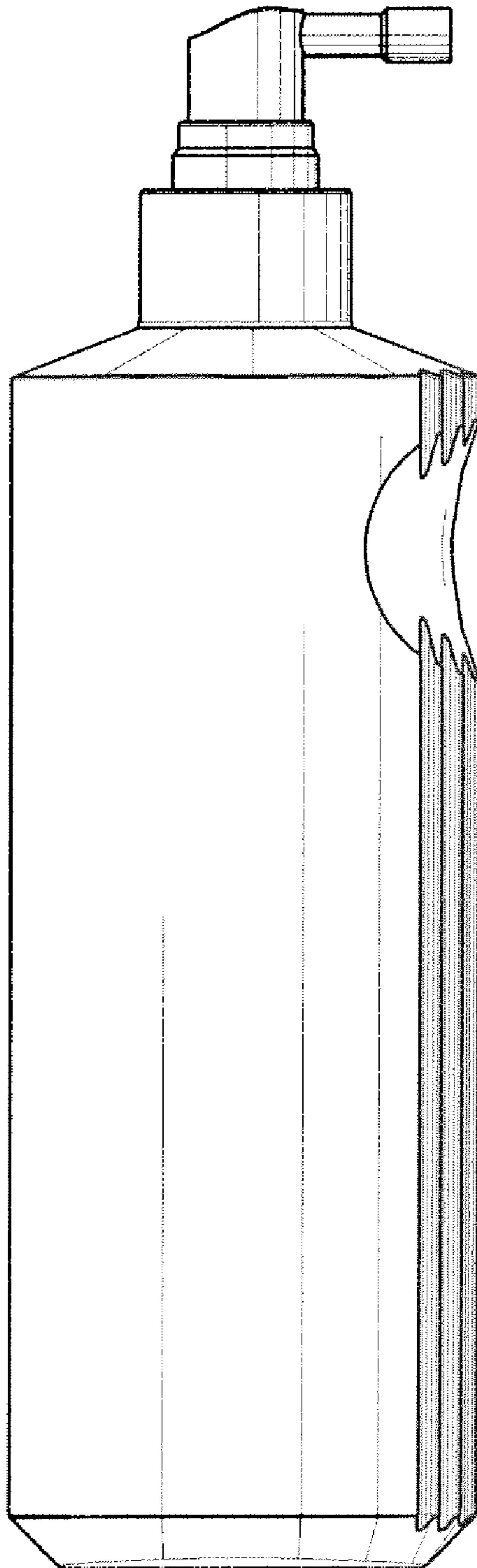


Fig. 3






Fig. 4

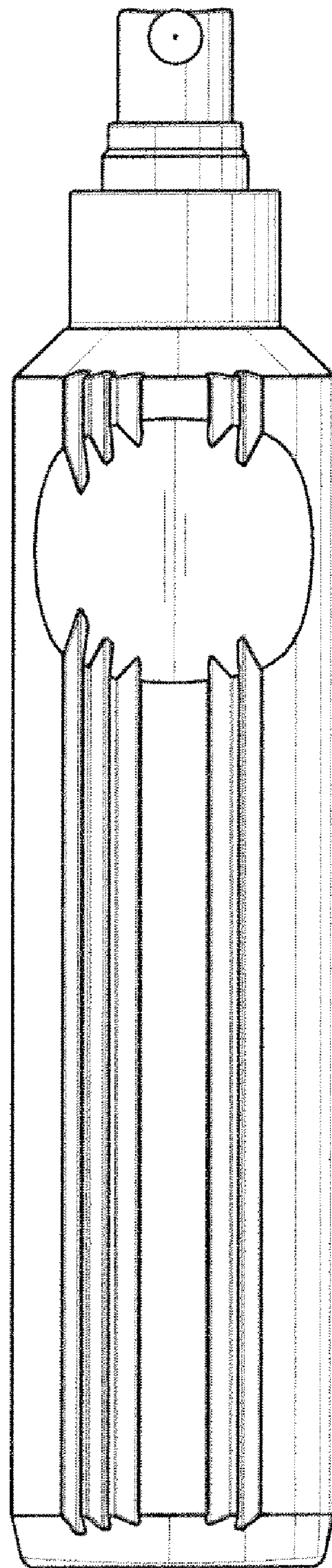
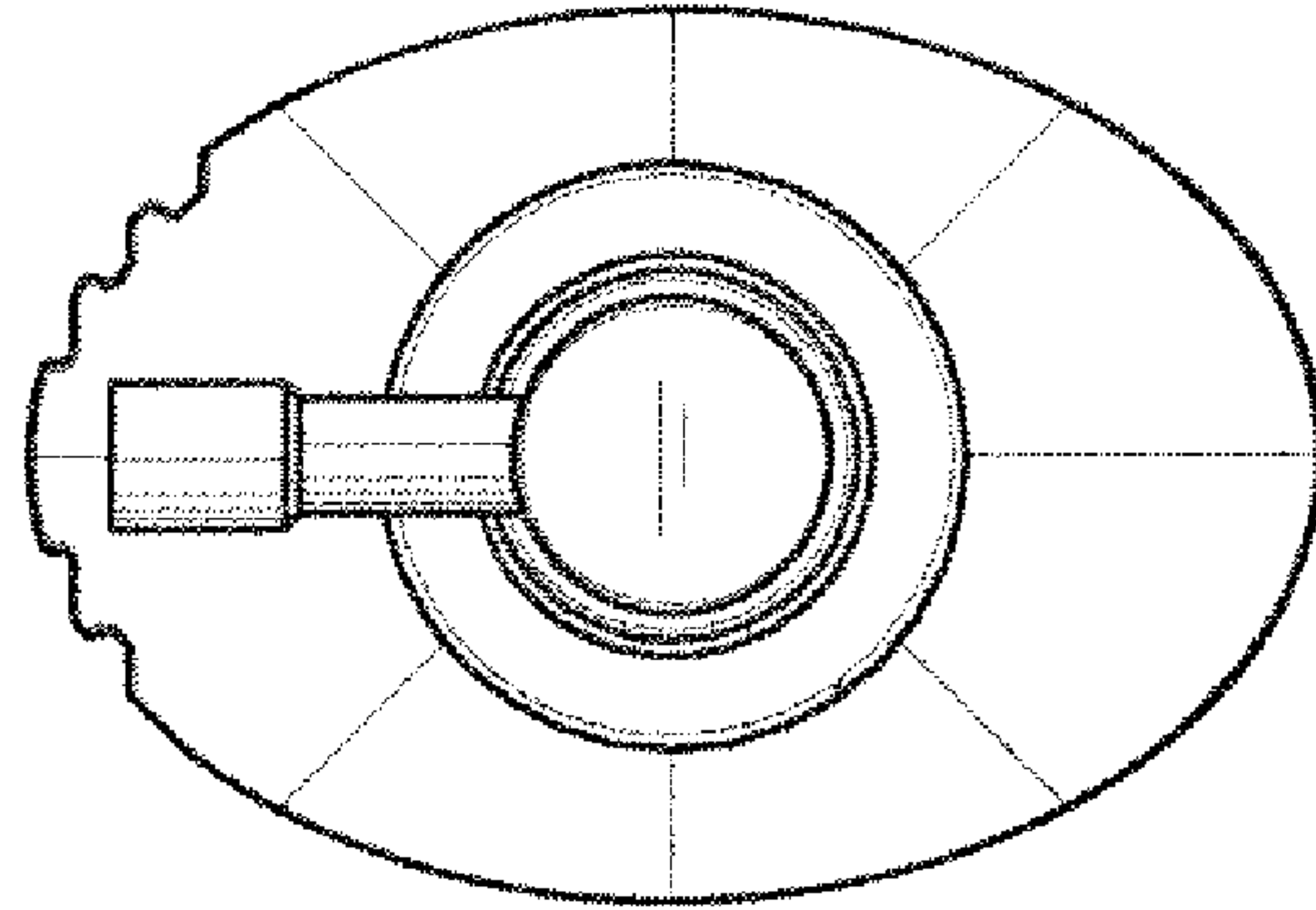
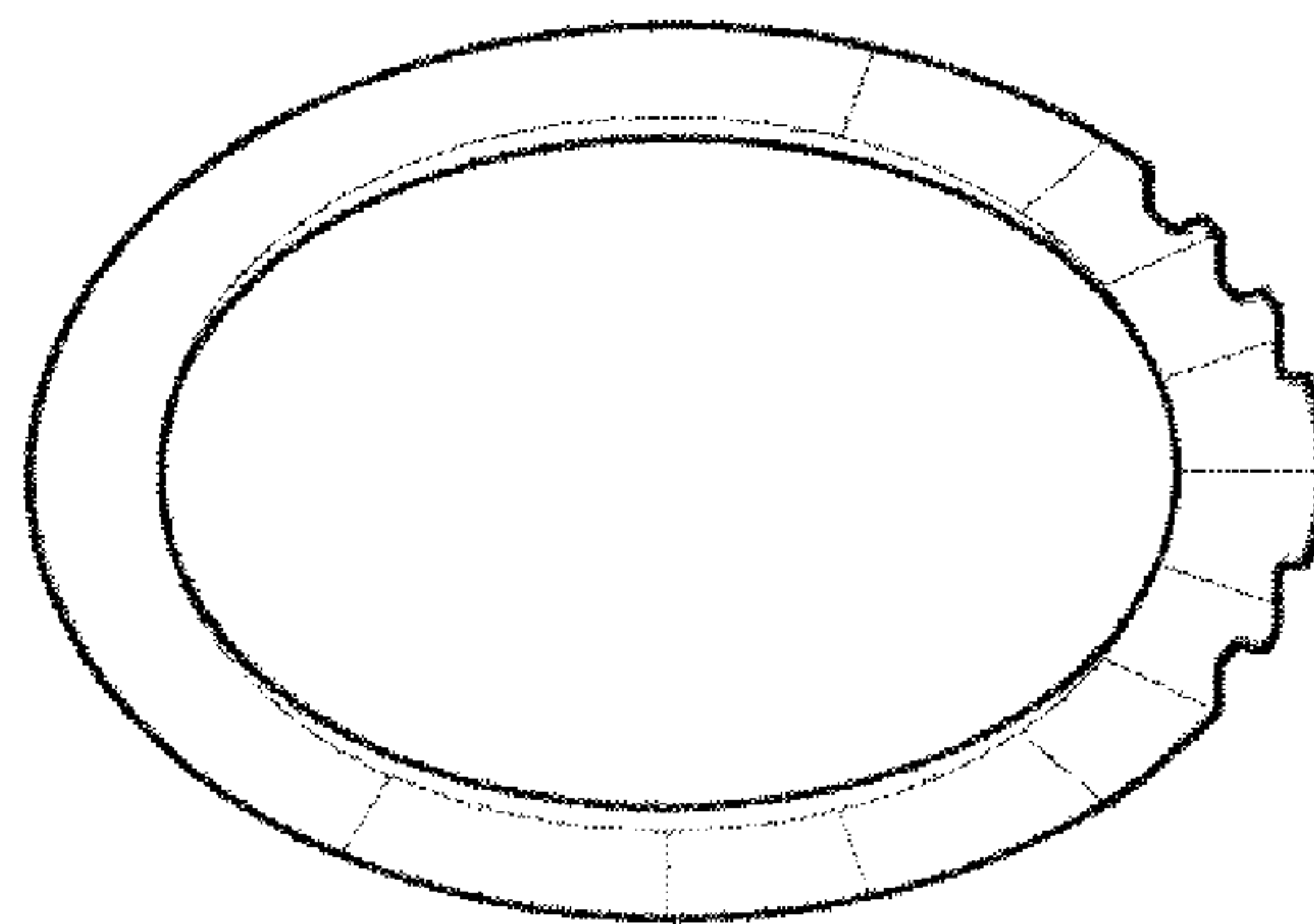


Fig. 5



**Fig. 6**



**Fig. 7**