



US00D585294S

(12) **United States Design Patent**
Hainaut

(10) **Patent No.:** **US D585,294 S**
(45) **Date of Patent:** **** Jan. 27, 2009**

(54) **BOTTLE**

(75) Inventor: **Laurent Hainaut**, New York, NY (US)

(73) Assignee: **Societe Anonyme des Eaux Minerales D'evian**, Evian LesBains (FR)

(**) Term: **14 Years**

(21) Appl. No.: **29/295,654**

(22) Filed: **Oct. 3, 2007**

(30) **Foreign Application Priority Data**

Apr. 4, 2007 (EM) 000701867-0001

(51) **LOC (9) Cl.** **09-01**

(52) **U.S. Cl.** **D9/553; D9/554; D9/558**

(58) **Field of Classification Search** D9/649,
D9/500, 516, 537-540, 549, 553-554; D7/598;
215/382-384; 220/660, 669, 675

See application file for complete search history.

(56) **References Cited**

U.S. PATENT DOCUMENTS

2,154,584	A *	4/1939	Rossi	222/527
2,207,003	A *	7/1940	Dunlap	229/4.5
3,168,222	A *	2/1965	Wanderer	222/142.1
D216,093	S *	11/1969	Lawton	D9/649
D332,225	S *	1/1993	Perret	D9/553
D333,785	S *	3/1993	Ohlsson et al.	D9/431
D353,776	S *	12/1994	Woods	D9/553
D368,854	S *	4/1996	Burnett et al.	D9/649
D385,796	S *	11/1997	Richardson	D9/537

D396,634	S *	8/1998	Andren et al.	D9/431
D419,452	S *	1/2000	DeVore	D9/500
D451,403	S *	12/2001	Duboeuf et al.	D9/554
D454,791	S *	3/2002	Trabal	D9/554
D458,144	S *	6/2002	Trabal	D9/554
D463,289	S *	9/2002	Haake et al.	D9/554
D480,272	S *	10/2003	Yang	D7/598
D484,055	S *	12/2003	Feigenbaum	D9/500
D534,432	S *	1/2007	Wallwork	D9/552
D538,671	S *	3/2007	O'Danahue	D9/538
D549,107	S *	8/2007	Bourne	D9/538 X
D551,559	S *	9/2007	Lepoitevin	D9/516 X
D566,570	S *	4/2008	Pence et al.	D9/552

* cited by examiner

Primary Examiner—Carol Rademaker

(74) *Attorney, Agent, or Firm*—Hughes Hubbard & Reed LLP; Ronald Abramson; Peter A. Sullivan

(57) **CLAIM**

The ornamental design for a bottle, as shown and described.

DESCRIPTION

FIG. 1 is a perspective view of a bottle showing my new design;

FIG. 2 is a front elevational view thereof;

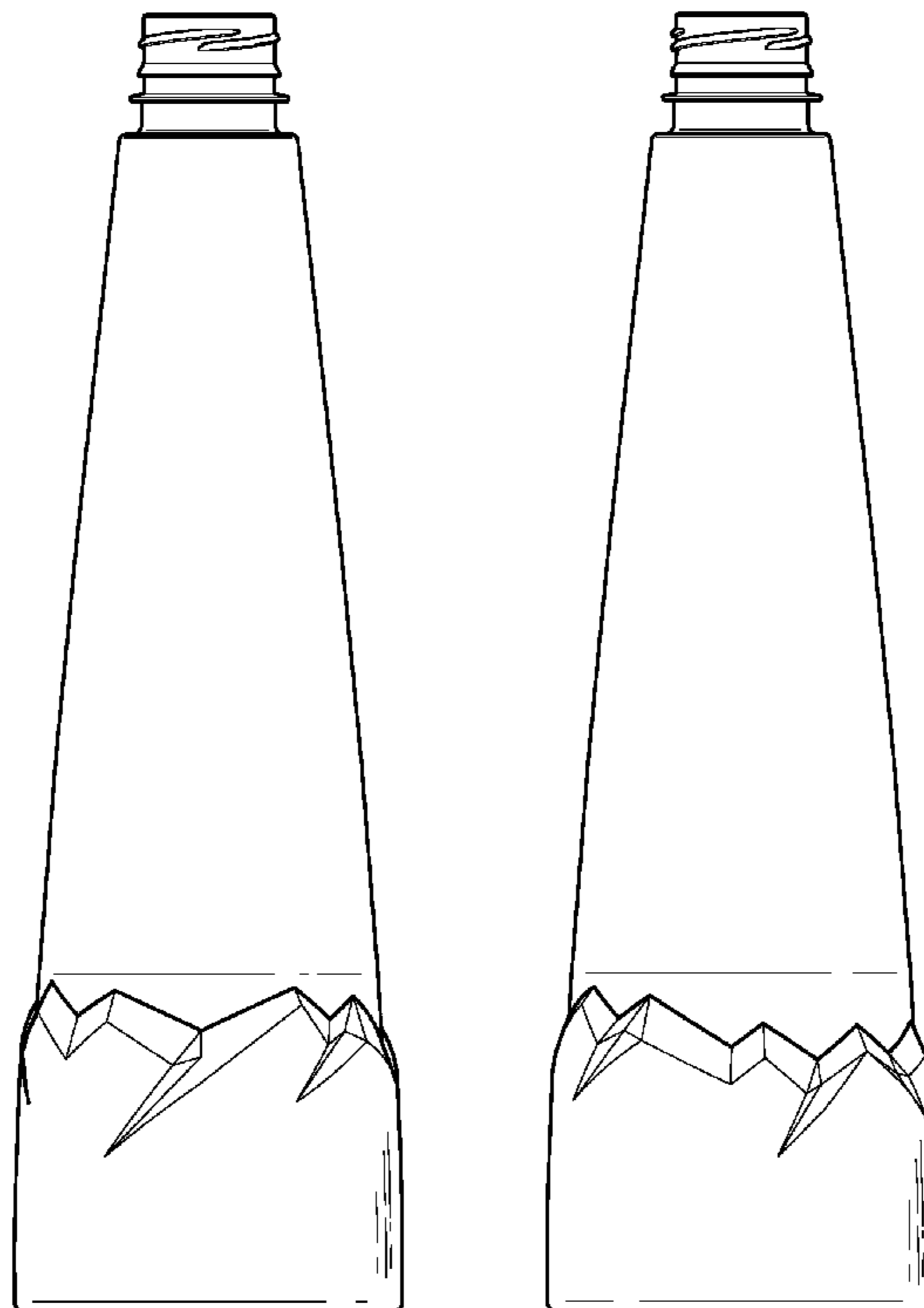
FIG. 3 is a right side elevational view thereof;

FIG. 4 is a rear elevational view thereof;

FIG. 5 is a left side elevational view thereof; and,

FIG. 6 is a top plan view thereof.

1 Claim, 6 Drawing Sheets



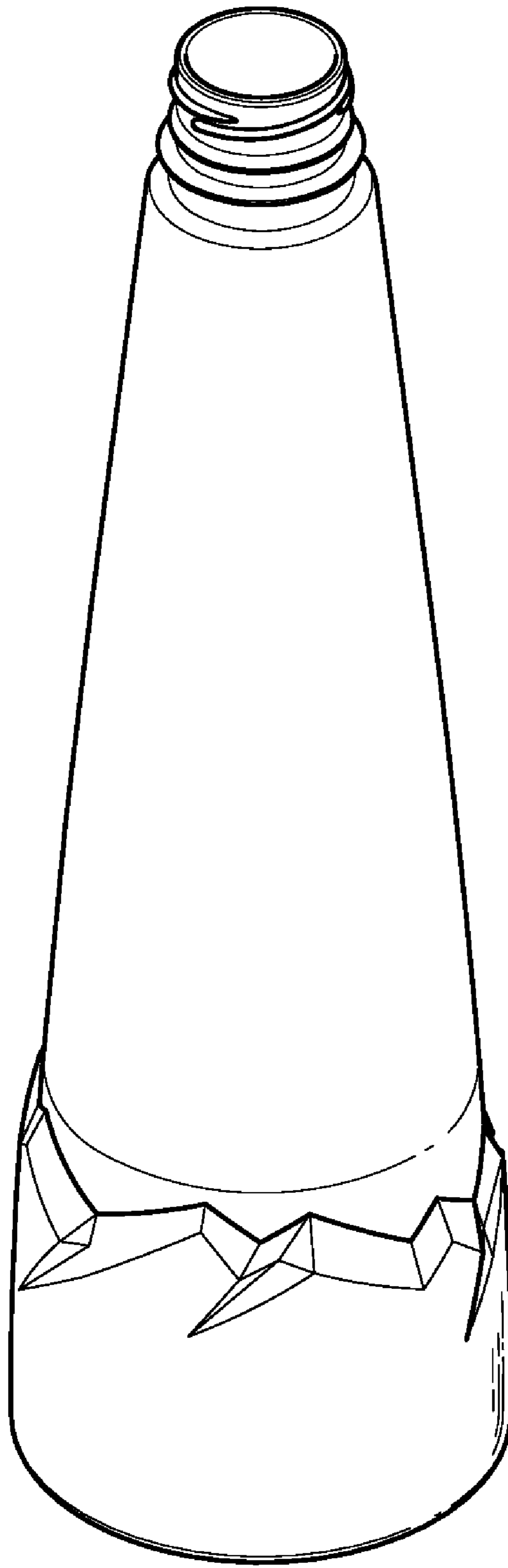


FIG. 1

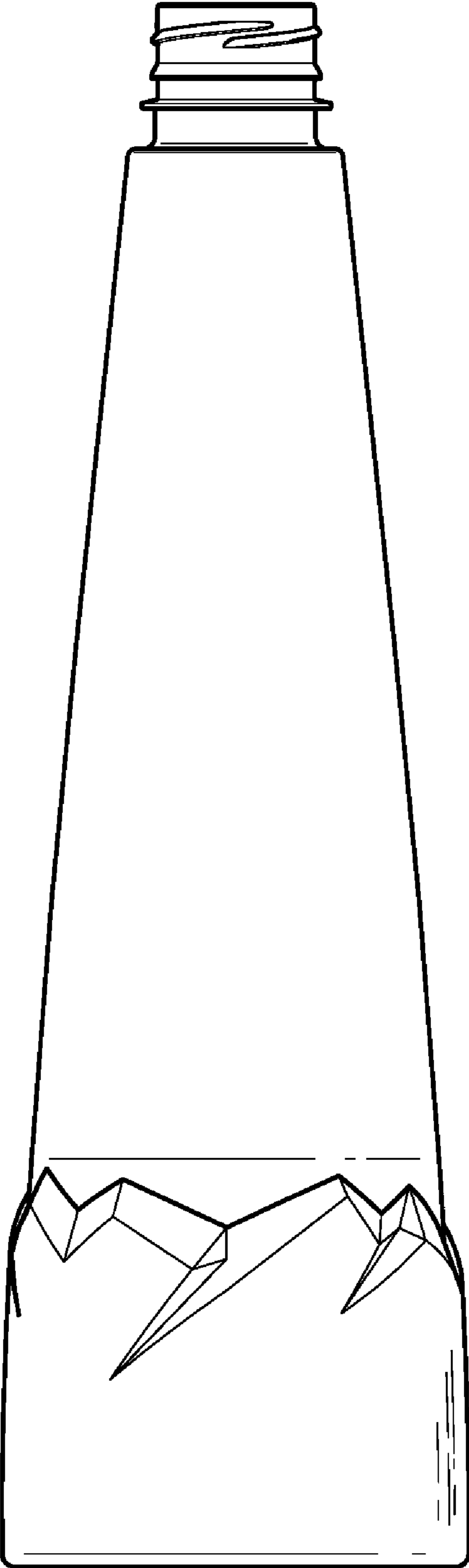


FIG. 2

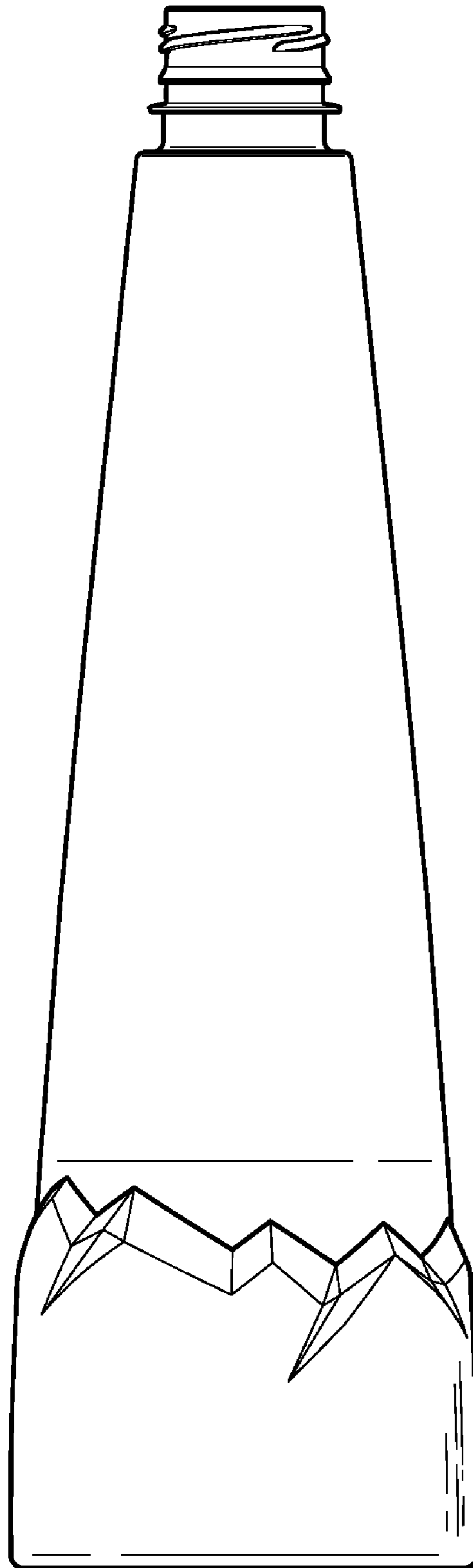


FIG. 3

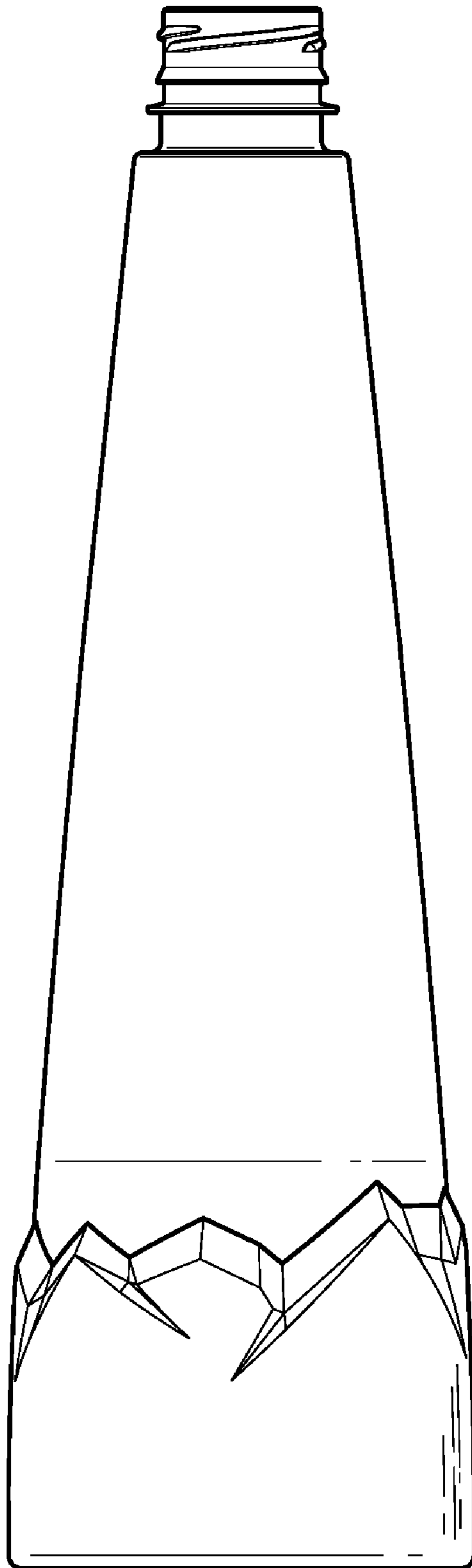


FIG. 4

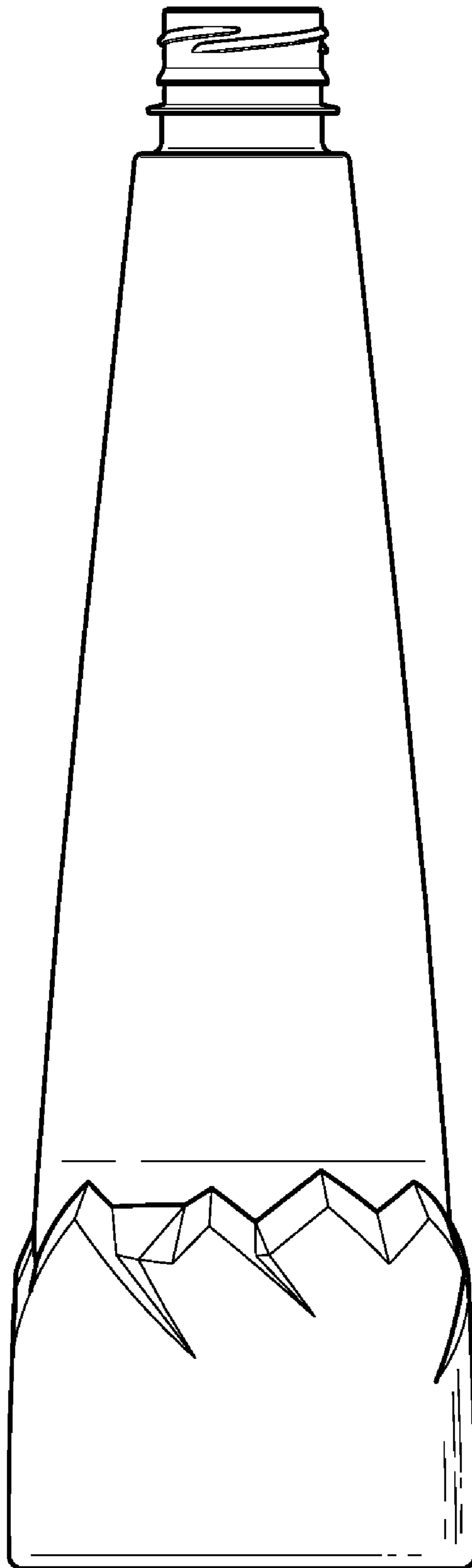


FIG. 5

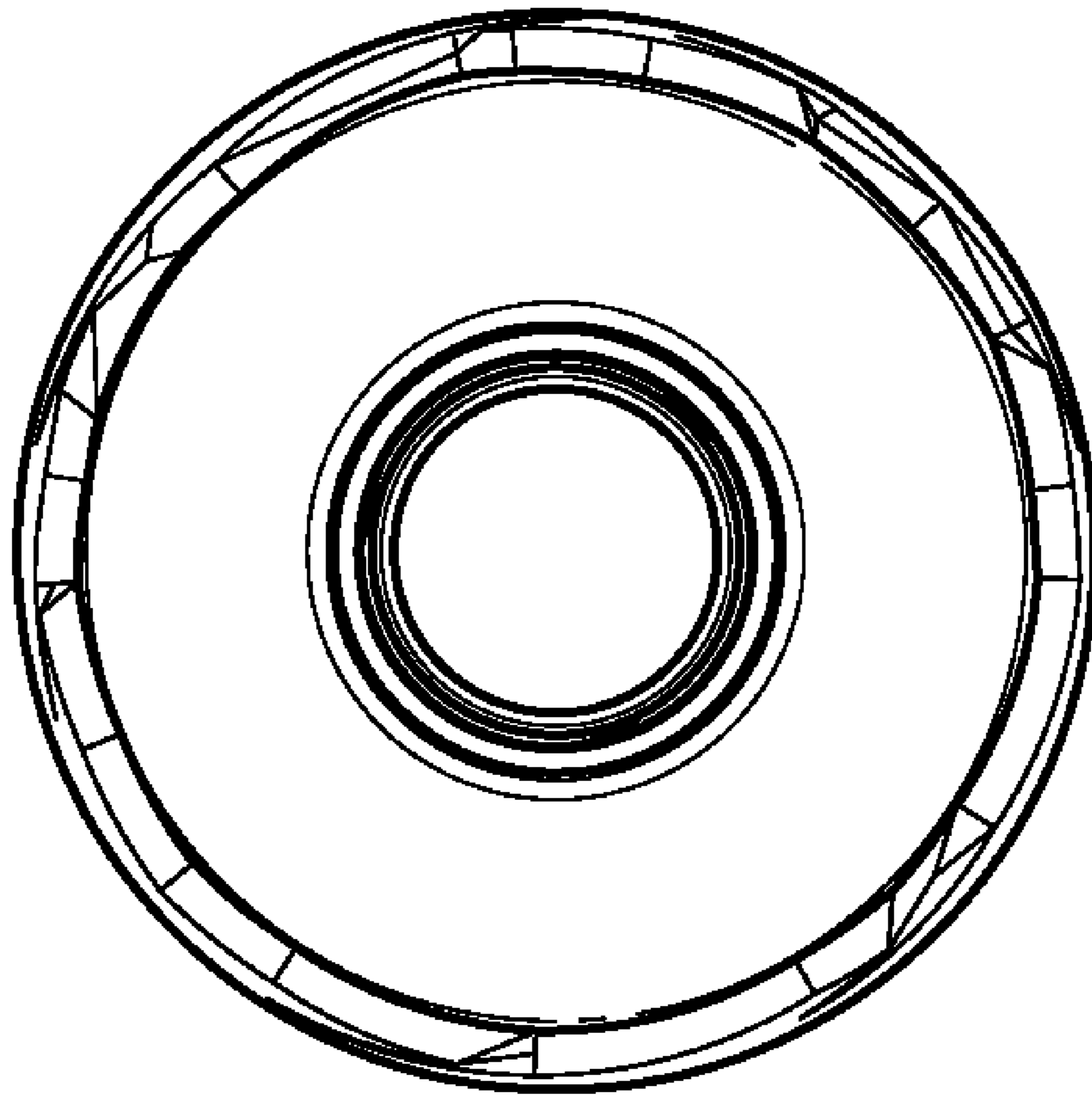


FIG. 6