



US00D585285S

(12) **United States Design Patent**
Rosinski et al.

(10) **Patent No.:** **US D585,285 S**
(45) **Date of Patent:** **** Jan. 27, 2009**

(54) **BOTTLE**

(75) Inventors: **Andrzej Rosinski**, Bielsko-Biala (PL);
Michal Rosinski, Bielsko-Biala (PL);
Joanna Rosinska, Bielsko-Biala (PL)

(73) Assignee: **Reckitt Benckiser N.V.**, Hoofddorp
(NL)

(**) Term: **14 Years**

(21) Appl. No.: **29/277,938**

(22) Filed: **Mar. 14, 2007**

(30) **Foreign Application Priority Data**

Oct. 13, 2006 (EM) 000605050-0001
Oct. 13, 2006 (EM) 000605050-0002
Oct. 13, 2006 (EM) 000605050-0003

(51) **LOC (9) Cl.** **09-01**

(52) **U.S. Cl.** **D9/526; D9/550; D9/571;**
D9/443; D9/453; D9/454

(58) **Field of Classification Search** D9/652,
D9/669, 682, 685, 686, 690, 691, 693, 522-526,
D9/529-530, 541-544, 552, 560, 563, 565,
D9/571-575, 443, 445, 453-454; 215/381-385,
215/396, 398, 400

See application file for complete search history.

(56) **References Cited**

U.S. PATENT DOCUMENTS

842,218 A * 1/1907 Marsh 215/383 X
D92,078 S * 4/1934 Guerlain D9/544
D113,869 S * 3/1939 Leach D9/563 X
D142,778 S * 11/1945 Genske D9/669

D151,028 S * 9/1948 Blitzstein D9/522
D280,604 S * 9/1985 Johnson et al. D9/574
D310,026 S * 8/1990 Verebelyi D9/526 X
D321,316 S * 11/1991 Alberti D9/646
D342,207 S * 12/1993 McLean et al. D9/523
D375,049 S * 10/1996 Vollborth D9/526
D380,672 S * 7/1997 Rowe D9/669
D391,489 S * 3/1998 Feen D9/526
D392,568 S * 3/1998 Goettner D9/526
D402,561 S * 12/1998 Utrup et al. D9/526
D406,063 S * 2/1999 Vangramberen D9/526
D410,847 S * 6/1999 Bodker et al. D9/526
D477,229 S * 7/2003 McMahan et al. D9/530
D482,285 S * 11/2003 Desouza D9/522
D539,668 S * 4/2007 Muhlhausen et al. D9/526 X
D553,990 S * 10/2007 Muhlhausen D9/526
D561,592 S * 2/2008 Muhlhausen D9/526
D566,578 S * 4/2008 Snyder et al. D9/652

* cited by examiner

Primary Examiner—Carol Rademaker

(57) **CLAIM**

The ornamental design for a bottle, as shown and described.

DESCRIPTION

FIG. 1 is a top, front, and right side perspective view of the bottle of the present invention;

FIG. 2 is a front elevational view thereof;

FIG. 3 is a rear elevational view thereof;

FIG. 4 is a right side elevational view thereof;

FIG. 5 is a left side elevational view thereof;

FIG. 6 is a top plan view thereof; and,

FIG. 7 is a bottom plan view thereof.

1 Claim, 3 Drawing Sheets

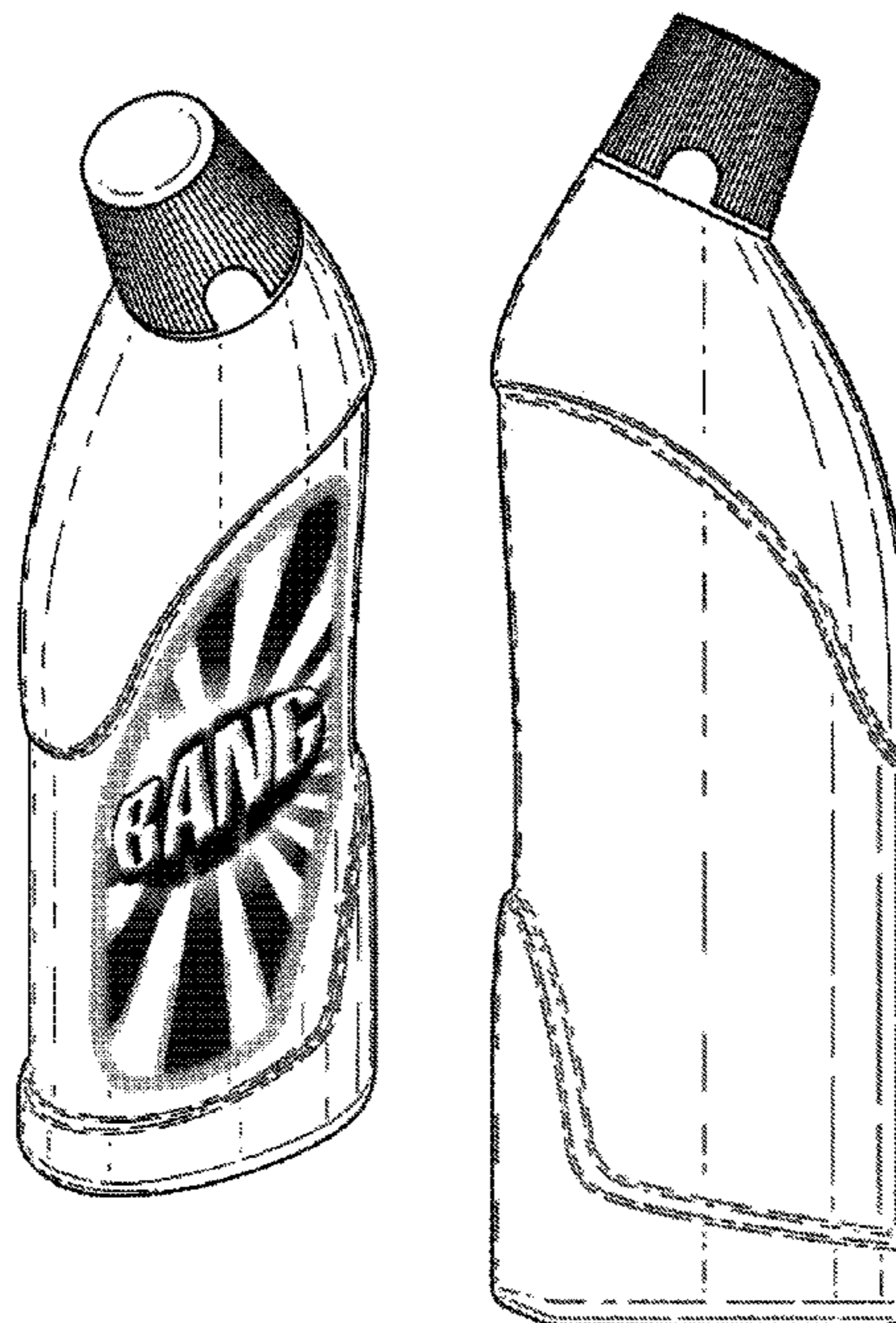




Fig. 1



Fig. 2

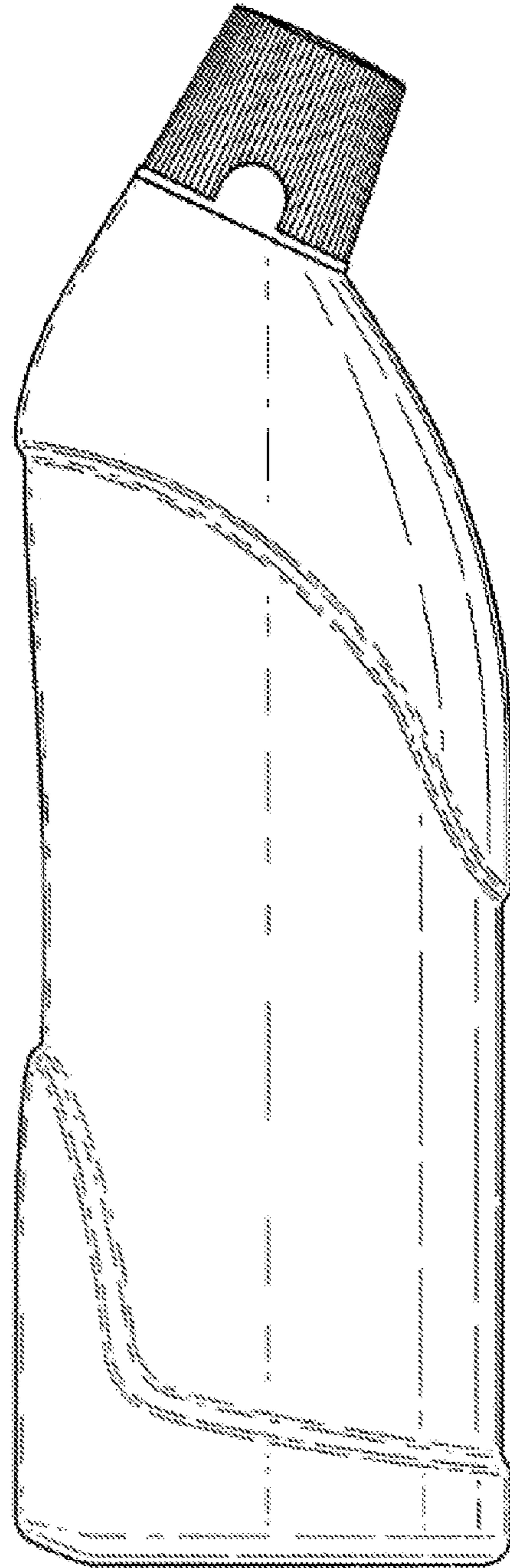


Fig. 3

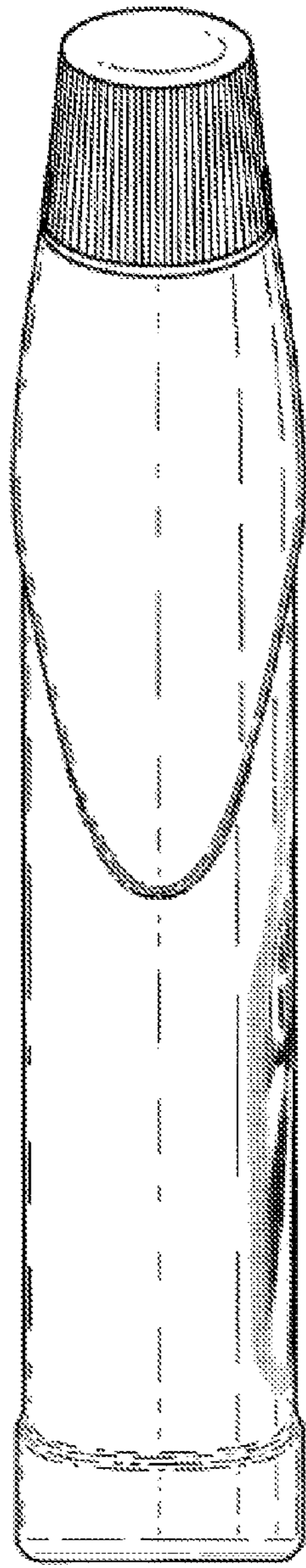


Fig. 4




Fig. 5

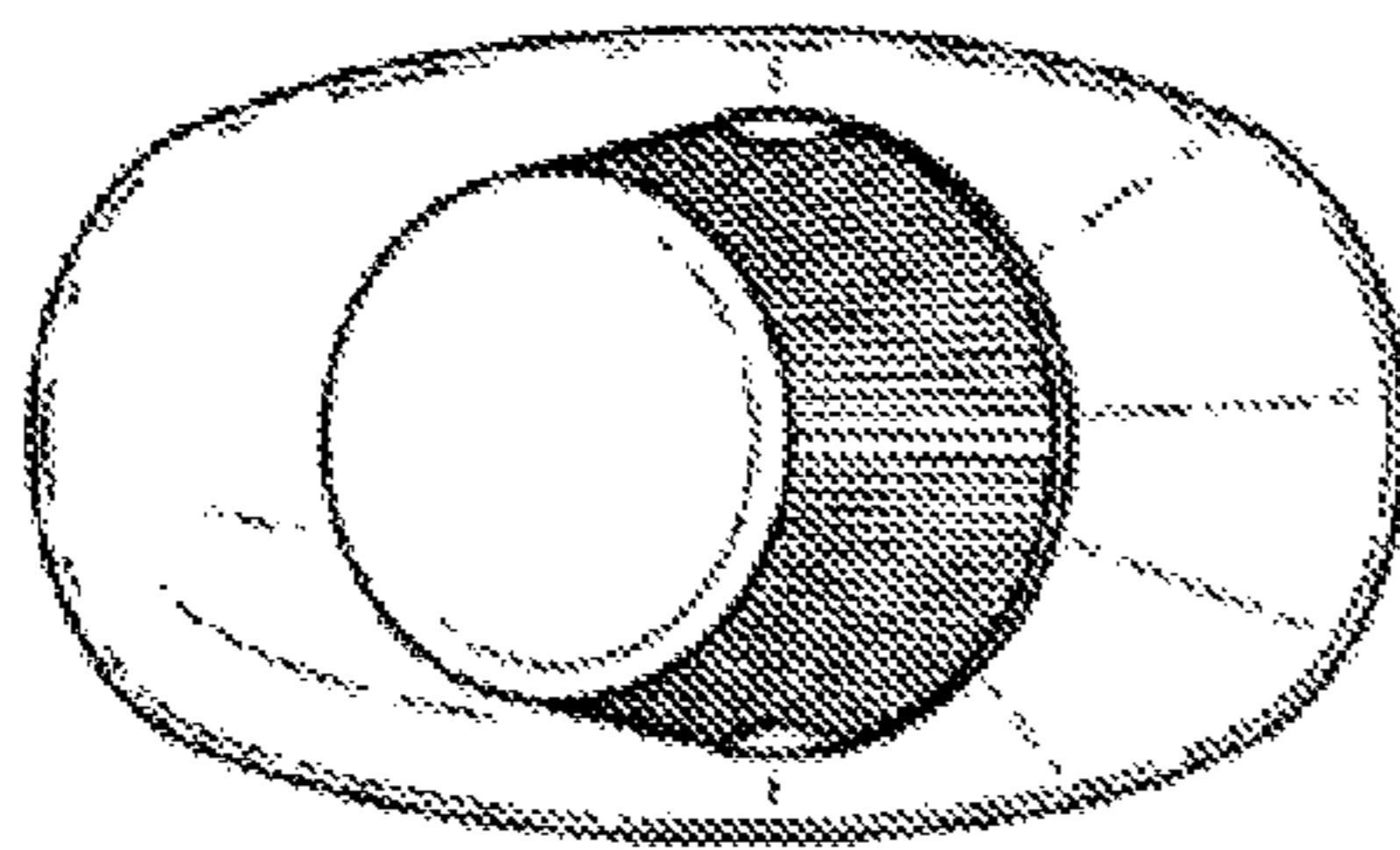


Fig. 6

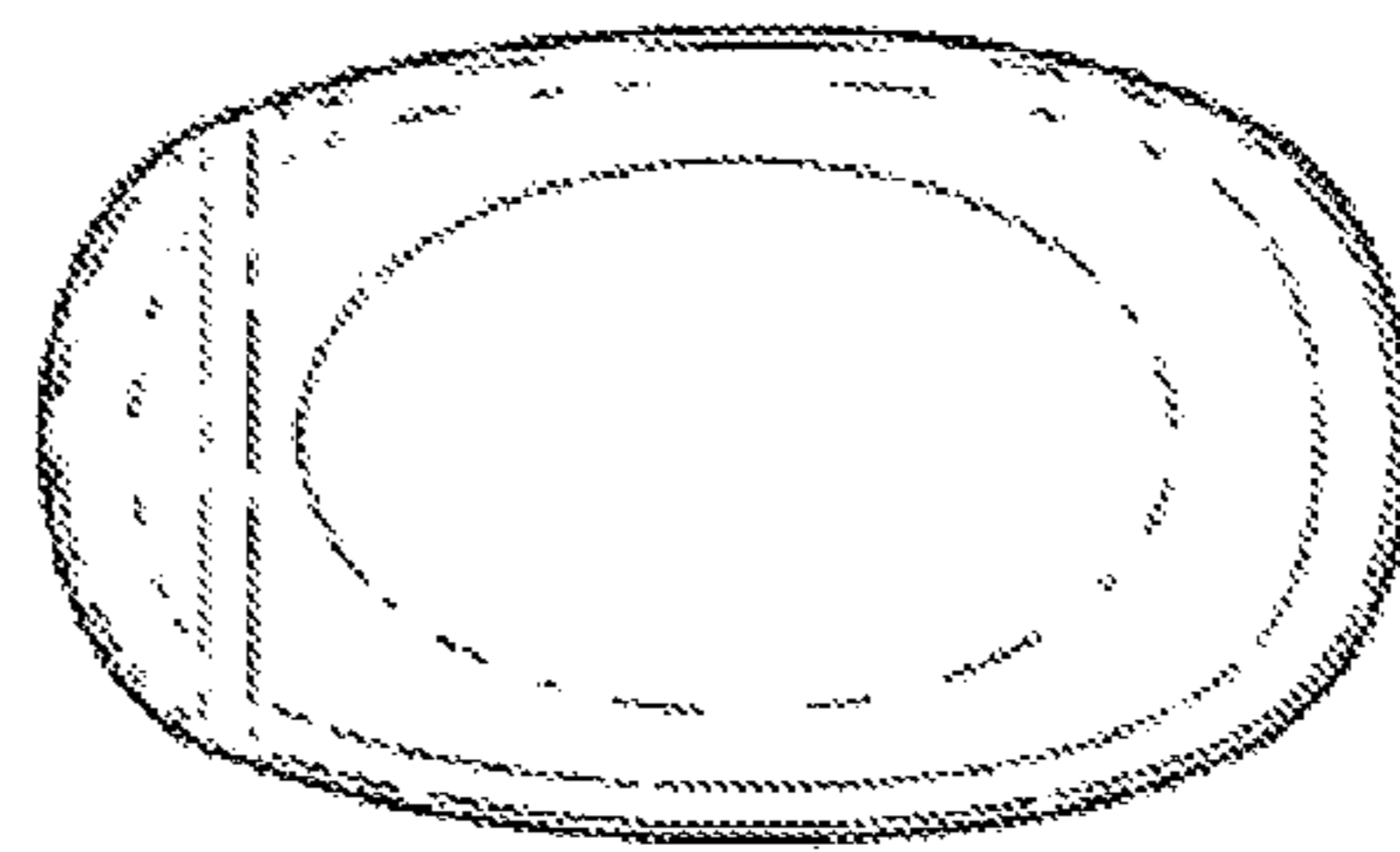


Fig. 7