



US00D585282S

(12) **United States Design Patent**
Haubert, III et al.

(10) **Patent No.:** **US D585,282 S**
(45) **Date of Patent:** **** Jan. 27, 2009**

(54) **BOTTLE**

(75) Inventors: **Harry Hamilton Haubert, III**, Sandy Hook, CT (US); **Laurent Jean-Marie Hainaut**, New York, NY (US); **Gareth Frederick Jones**, Milford, CT (US); **Mary Margaret Sheridan**, Stamford, CT (US)

(73) Assignee: **Conopco, Inc.**, Englewood Cliffs, NJ (US)

(**) Term: **14 Years**

(21) Appl. No.: **29/265,142**

(22) Filed: **Aug. 25, 2006**

(51) **LOC (9) Cl.** **09-01**

(52) **U.S. Cl.** **D9/521; D9/529; D9/550**

(58) **Field of Classification Search** D9/516,
D9/521-522, 529, 530, 541-544, 549, 552,
D9/563, 565, 571, 574-575; 215/382-384;
220/660, 662, 669, 675

See application file for complete search history.

(56) **References Cited**

U.S. PATENT DOCUMENTS

D203,075	S	*	11/1965	Roberts	D9/543
3,342,379	A	*	9/1967	Foley	222/173
D245,758	S	*	9/1977	Pardo	D9/529
D305,262	S	*	12/1989	Nichols	D24/115
D308,824	S	*	6/1990	Wiseman et al.	D9/521
D310,487	S	*	9/1990	Genaro	D9/521 X
5,137,178	A	*	8/1992	Stokes et al.	222/94

D398,225	S	*	9/1998	Zaksenberg	D9/529 X
D414,701	S	*	10/1999	Zaksenberg	D9/529 X
D446,725	S	*	8/2001	Lloyd	D9/521
D452,156	S	*	12/2001	Kokenge et al.	D9/521
D492,603	S	*	7/2004	Rashid	D9/521
D507,748	S	*	7/2005	McCutchan et al.	D9/521
D509,148	S	*	9/2005	Wilson et al.	D9/552 X
D509,743	S	*	9/2005	Blasko et al.	D9/521
D528,918	S	*	9/2006	Cooper et al.	D9/521
D547,190	S	*	7/2007	Kuzma et al.	D9/521
D558,576	S	*	1/2008	Zigmans	D9/522

* cited by examiner

Primary Examiner—Carol Rademaker

(74) *Attorney, Agent, or Firm*—Alan A. Bornstein

(57) **CLAIM**

The ornamental design for a bottle, as shown and described.

DESCRIPTION

FIG. 1 is a front perspective view of a bottle showing our new design;

FIG. 2 is a front elevational view thereof;

FIG. 3 is a right side elevational view thereof;

FIG. 4 is a back elevational view thereof;

FIG. 5 is a left side elevational view thereof;

FIG. 6 is a top plan view thereof; and,

FIG. 7 is a bottom plan view thereof.

The broken line showing is for illustrative purposes only and forms no part of the claimed design.

1 Claim, 4 Drawing Sheets

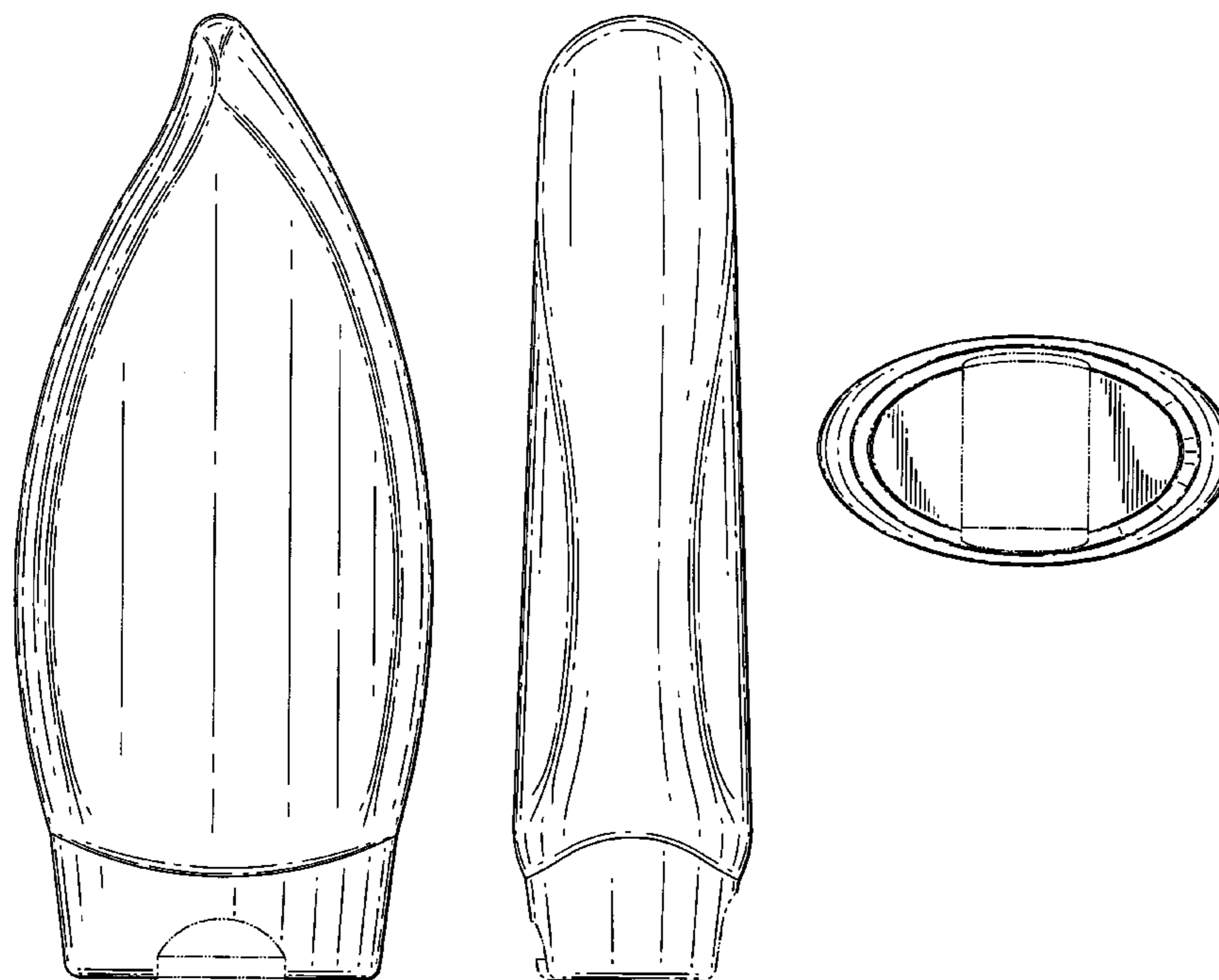


FIG. 1

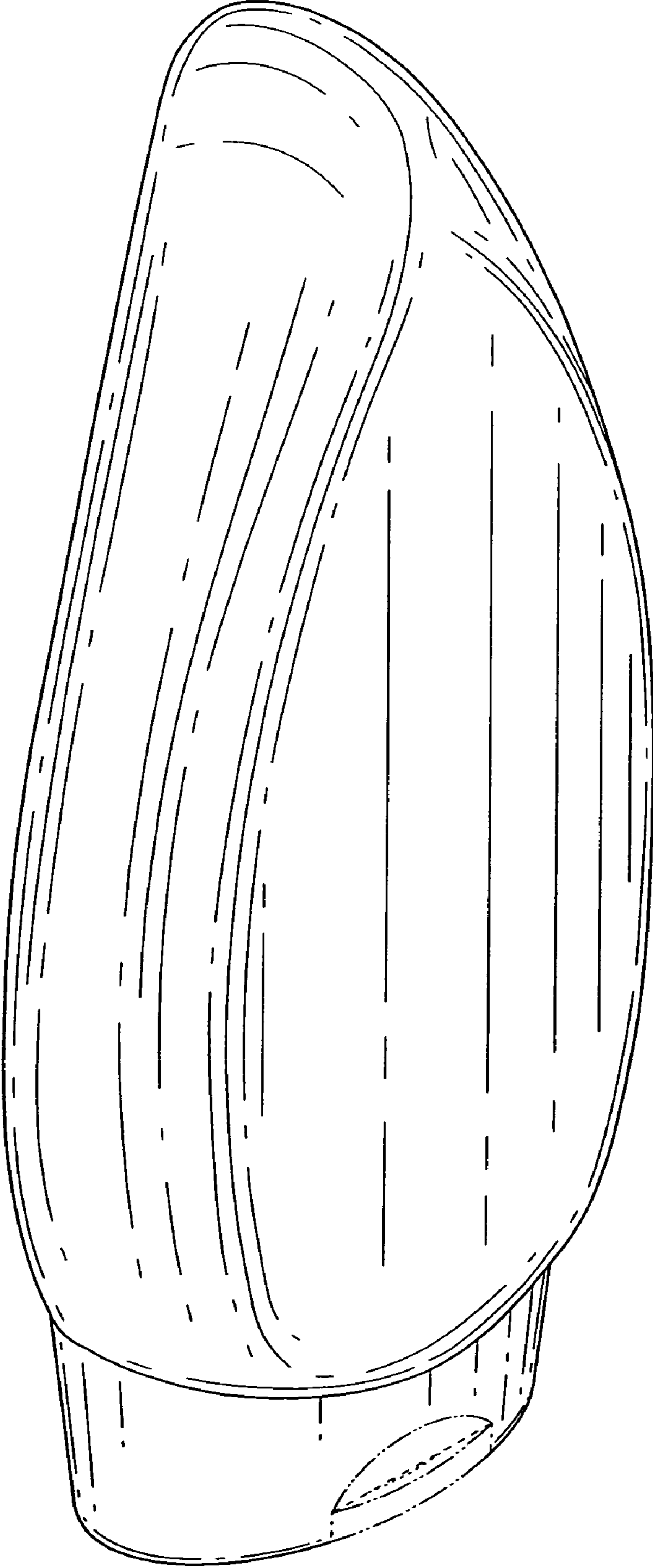


FIG. 2

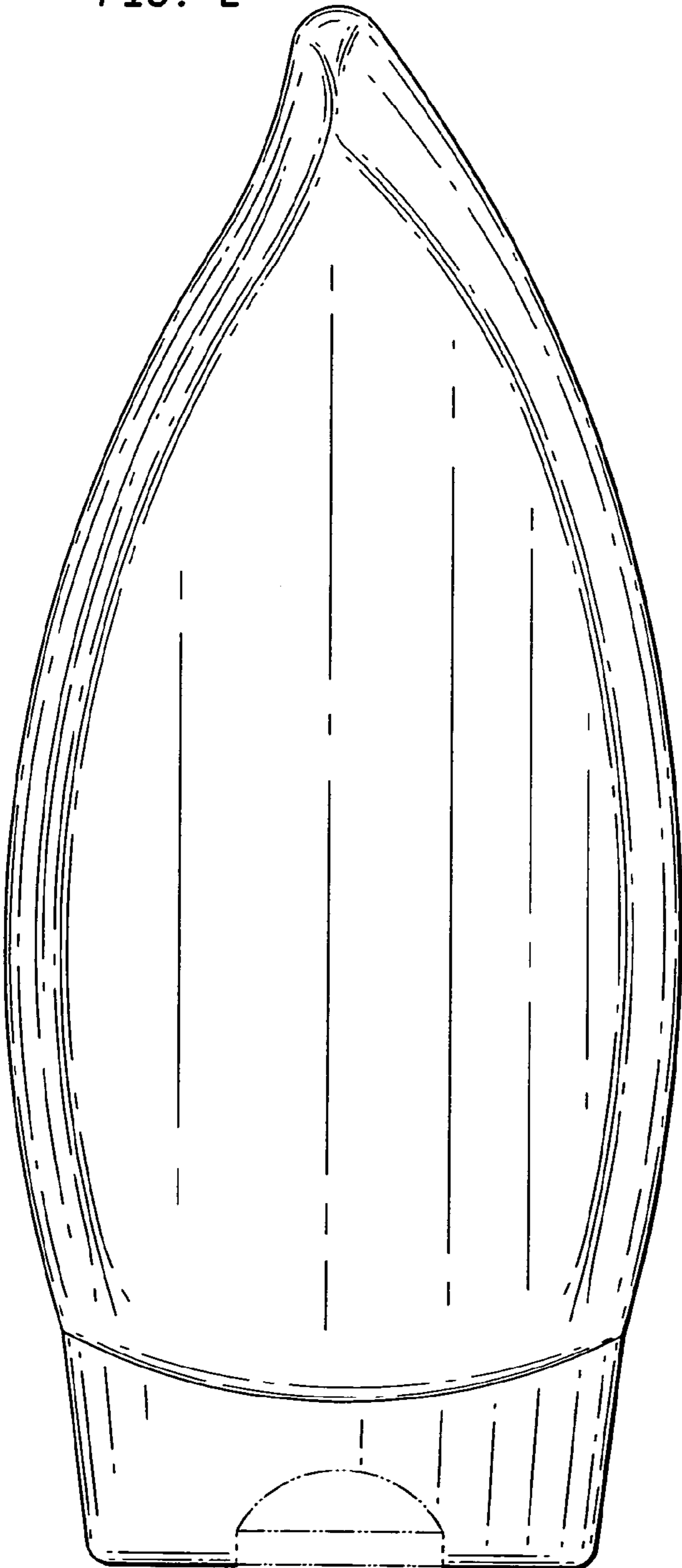


FIG. 3

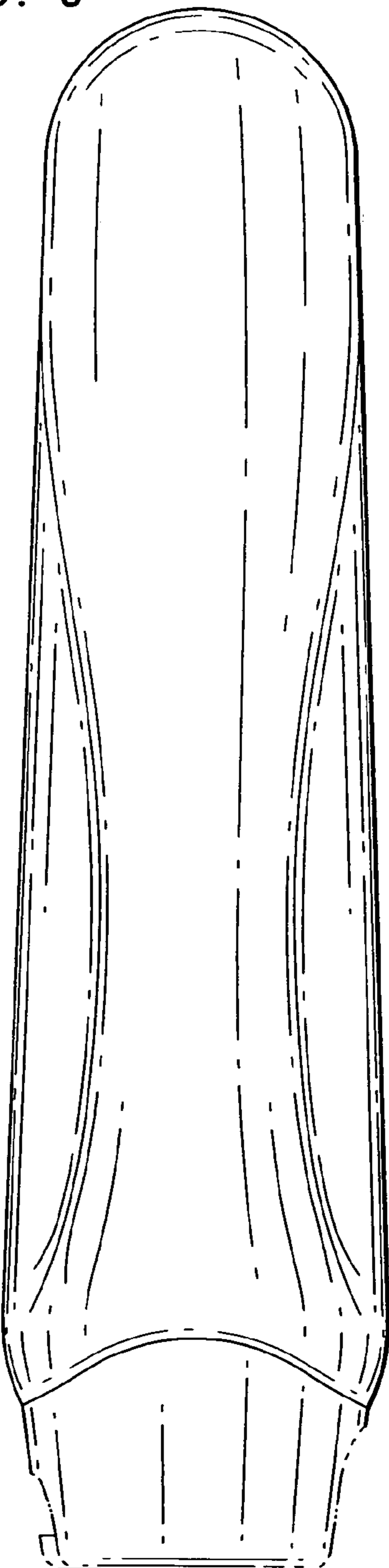


FIG. 4

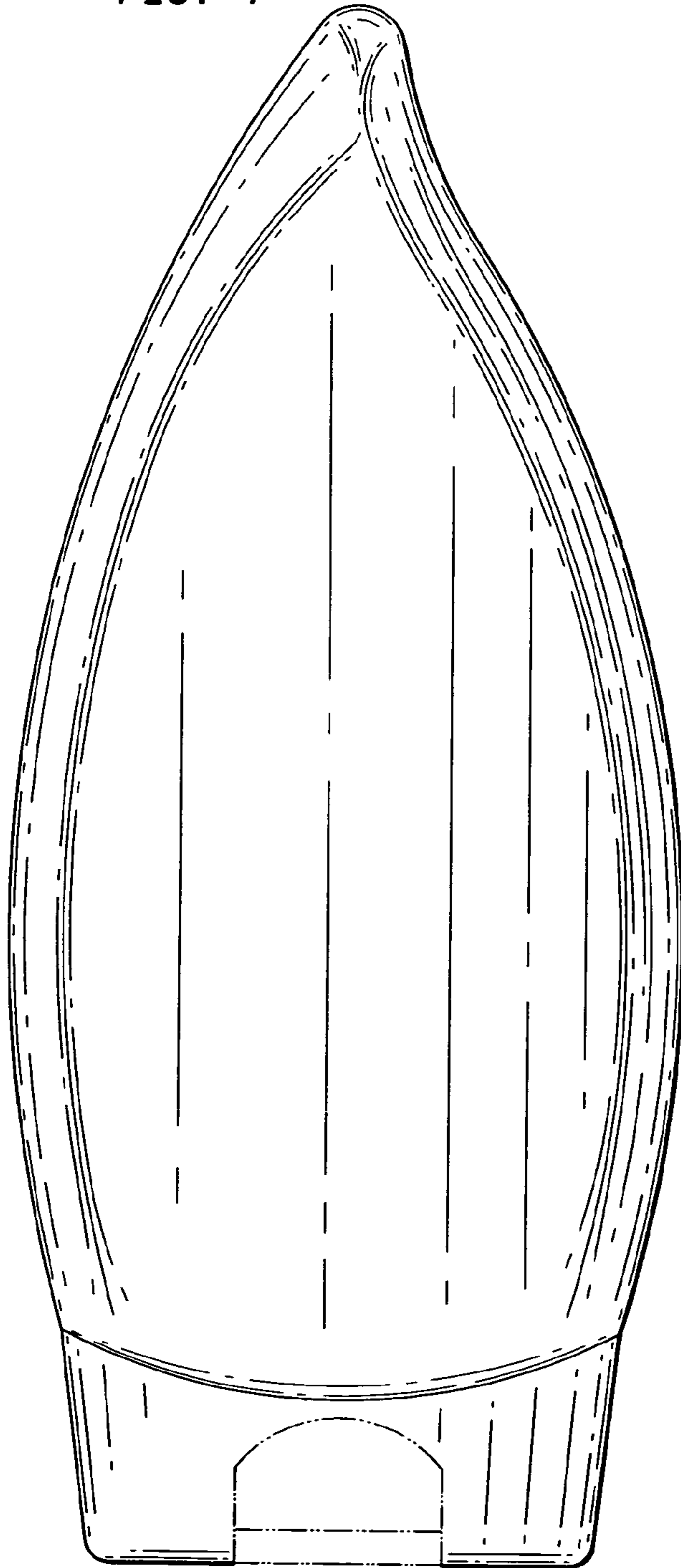


FIG. 5

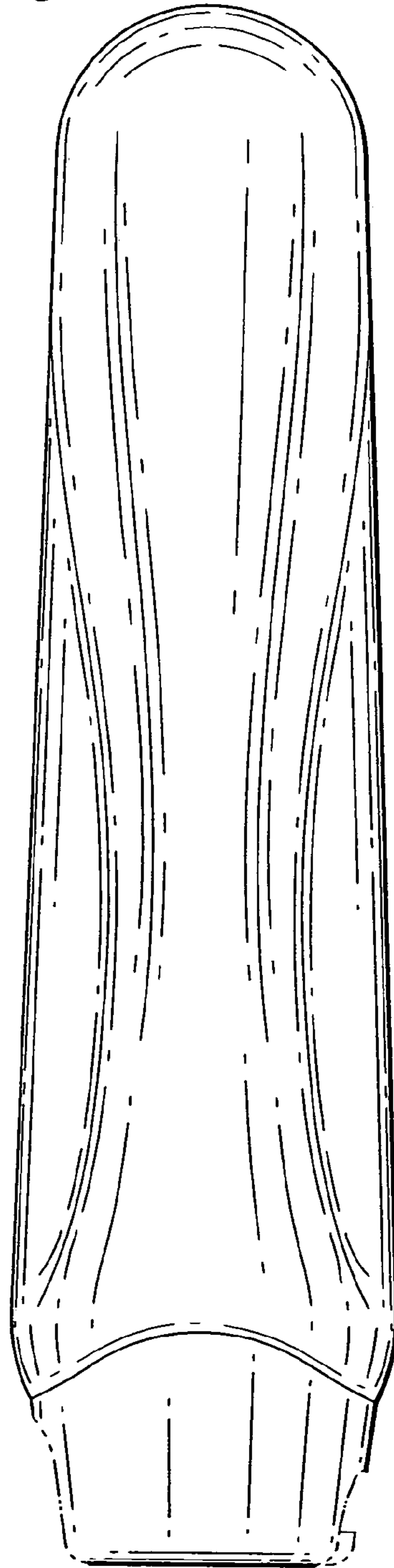


FIG. 6

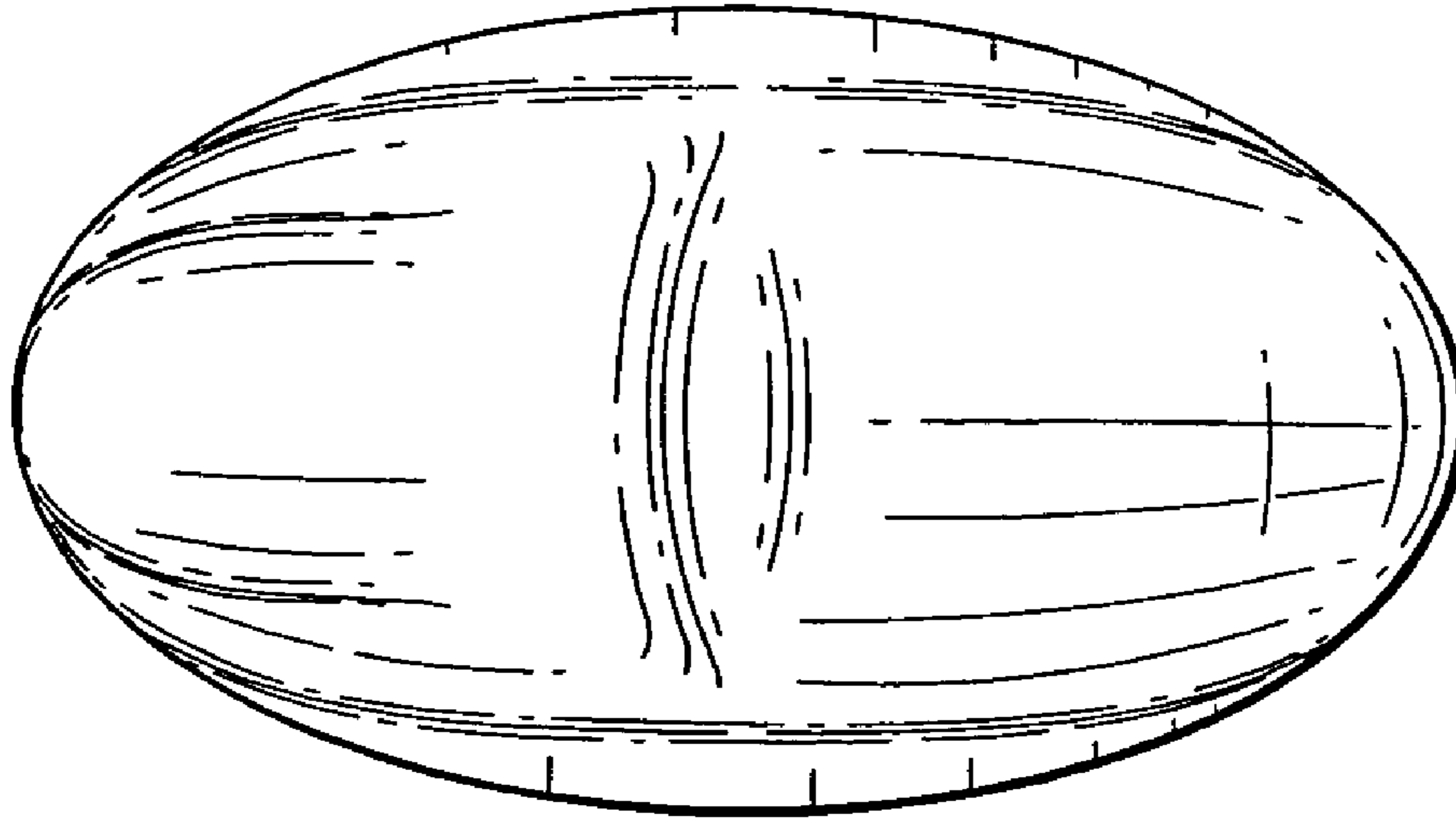


FIG. 7

