



US00D585281S

(12) **United States Design Patent**
Trollope et al.

(10) **Patent No.:** **US D585,281 S**
(45) **Date of Patent:** **** Jan. 27, 2009**

(54) **BOTTLE**

(75) Inventors: **James D. Trollope**, Frisco, TX (US);
Blair C. Dugger, Frisco, TX (US)

(73) Assignee: **Dr Pepper/Seven Up, Inc.**, Plano, TX (US)

(**) Term: **14 Years**

(21) Appl. No.: **29/276,600**

(22) Filed: **Jan. 30, 2007**

(51) **LOC (9) Cl.** **09-01**

(52) **U.S. Cl.** **D9/516; D9/553; D9/554;**
D9/652

(58) **Field of Classification Search** D9/652,
D9/516, 537-543, 549-550, 553-554, 558,
D9/566-567; 215/382-384, 396, 398
See application file for complete search history.

(56) **References Cited**

U.S. PATENT DOCUMENTS

D16,817 S *	7/1886	Dilworth	D9/558 X
D40,837 S *	8/1910	Sanford	D9/529
D73,530 S *	9/1927	Lyons	D9/554
D113,872 S *	3/1939	Meyer	D9/551
D114,763 S *	5/1939	Meyer	D9/554
D121,514 S *	7/1940	Kunz	D9/554 X
D205,552 S *	8/1966	Meyers	D9/529
D260,239 S *	8/1981	Barrash	D9/549
D306,827 S *	3/1990	Metaxa	D9/556
D409,091 S *	5/1999	Beaver et al.	D9/538
D420,594 S *	2/2000	Weinstein et al.	D9/537 X
D427,071 S *	6/2000	Williams et al.	D9/554 X
D445,034 S *	7/2001	Bretz et al.	D9/538 X

D445,035 S *	7/2001	Bretz et al.	D9/538 X
D448,305 S *	9/2001	Warner et al.	D9/554
D466,818 S *	12/2002	Versace	D9/553
D467,181 S *	12/2002	Versace	D9/553
D503,344 S *	3/2005	Woolley et al.	D9/551
D530,614 S *	10/2006	Gatewood	D9/516
D548,099 S *	8/2007	Holm et al.	D9/652 X
D566,578 S *	4/2008	Snyder et al.	D9/652
D567,106 S *	4/2008	Simpson et al.	D9/667
D577,293 S *	9/2008	Snyder et al.	D9/652

* cited by examiner

Primary Examiner—Carol Rademaker

(74) *Attorney, Agent, or Firm*—Cox Smith Matthews Incorporated

(57) **CLAIM**

The ornamental design for a bottle, as shown and described.

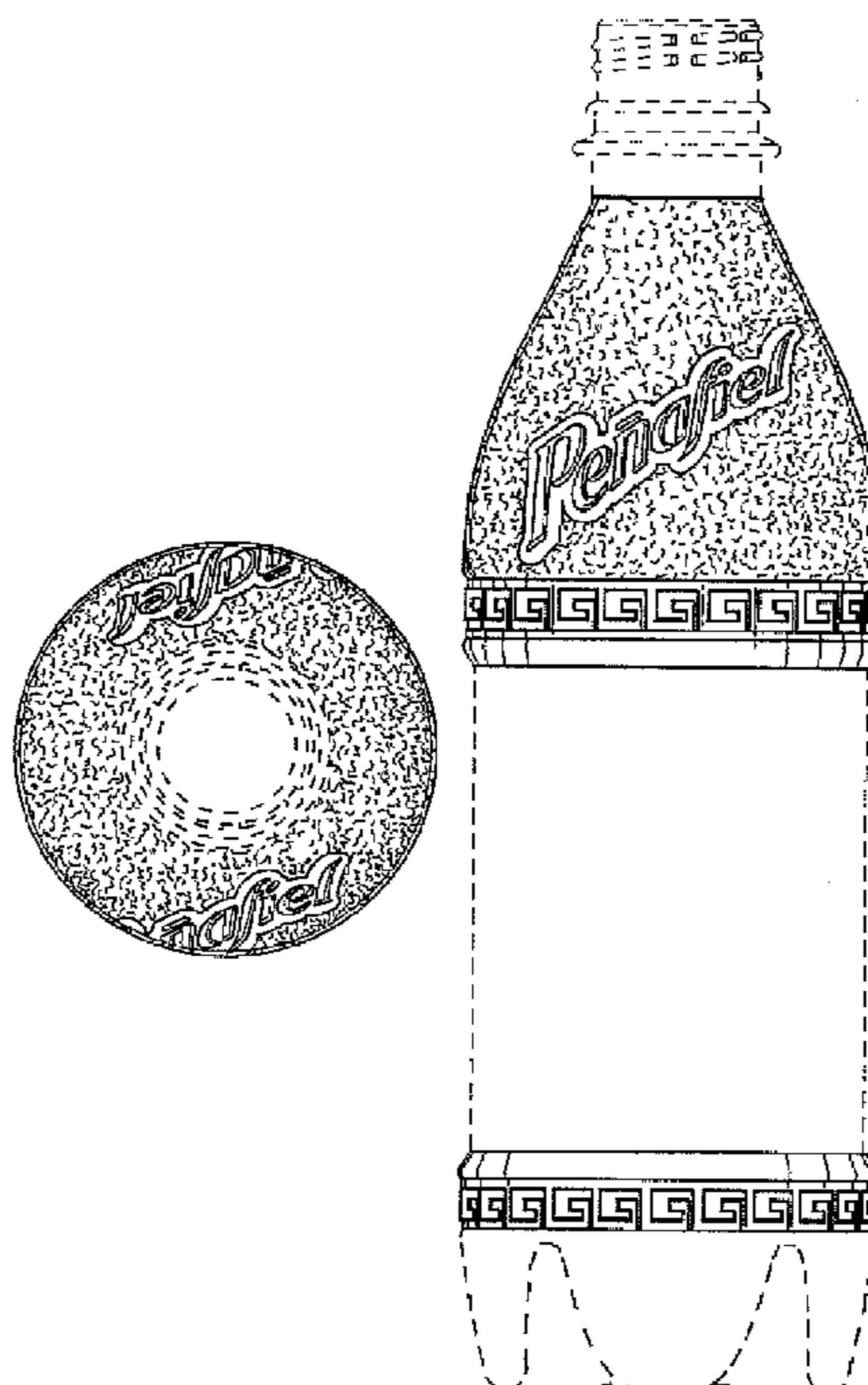
DESCRIPTION

FIG. 1 is a top plan view of a bottle showing our new design;
FIG. 2 is a front elevational view thereof;
FIG. 3 is a right side elevational view thereof;
FIG. 4 is a rear elevational view thereof;
FIG. 5 is a left side elevational view thereof; and,
FIG. 6 is a bottom plan view thereof.

The broken lines shown in the drawings are included for the purpose of illustrating environment and form no part of the claimed design.

The stipple shading shown in the drawings represents a textured surface.

1 Claim, 2 Drawing Sheets






Fig. 1




Fig. 2




Fig. 3




Fig. 4




Fig. 5

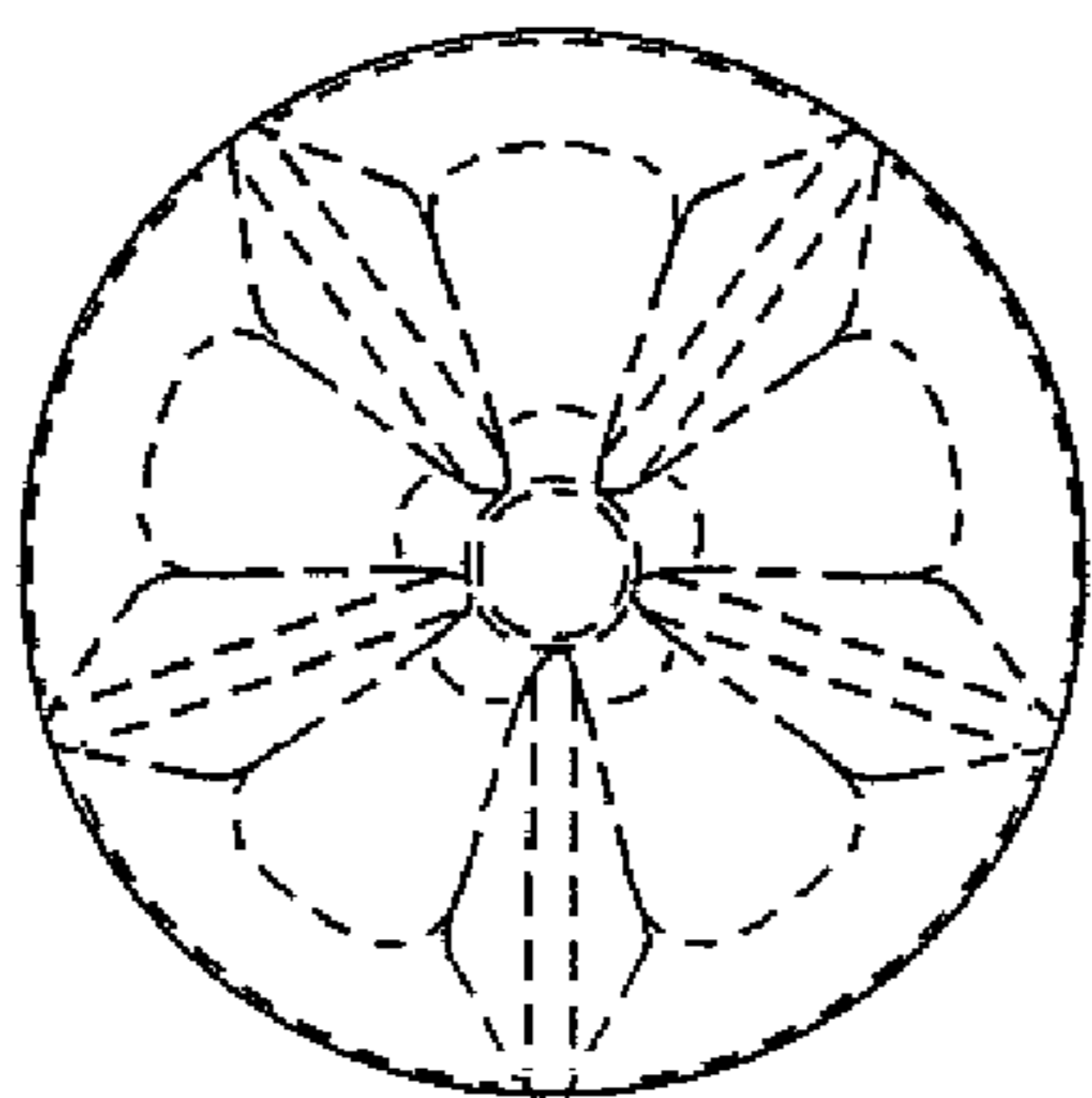


Fig. 6