



US00D585274S

(12) **United States Design Patent**  
**Geier**

(10) **Patent No.:** **US D585,274 S**  
(45) **Date of Patent:** **\*\* Jan. 27, 2009**

(54) **SPRAY CAP FOR AEROSOL CANS OR SIMILAR FLUID CONTAINERS**

FOREIGN PATENT DOCUMENTS

(75) Inventor: **Adalberto Geier**, Calceranica al Lago (IT)

EP	0 119 084 A2	9/1984
EP	0 409 497 A1	1/1991
EP	0 503 735 A1	9/1992
FR	2 310 282	12/1976
FR	2 695 379	3/1994
GB	1292843	10/1972
JP	05-285428	11/1993
WO	WO 03/095330 A1	11/2003

(73) Assignee: **Coster Tecnologie Speciali S.p.A.**, Trento (IT)

(\*\*) Term: **14 Years**

(21) Appl. No.: **29/268,746**

*Primary Examiner*—Susan B Hattan

(22) Filed: **Nov. 9, 2006**

(74) *Attorney, Agent, or Firm*—The Webb Law Firm

(30) **Foreign Application Priority Data**

(57) **CLAIM**

May 10, 2006 (EP) ..... 000525613

The ornamental design for a spray cap for aerosol cans or similar fluid containers, as shown and described.

(51) **LOC (9) Cl.** ..... **09-07**

(52) **U.S. Cl.** ..... **D9/438; D9/450; D9/454**

(58) **Field of Classification Search** ..... D9/754, D9/753, 752, 741, 728, 724, 697, 695, 529, D9/524, 516, 454, 447, 445, 444, 442, 443, D9/440, 439, 435, 434, 441, 686–693, 448, D9/438; D7/679, 590–597, 511, 510, 401.1, D7/398; 241/169, 169.1, 168; 229/906.1; 222/567, 566, 545, 482, 480, 356, 151, 149, 222/142.1–142.9, 635, 494, 491; 220/713, 220/254.1, 703, 269, 200, 234, 295, 304, 220/310.1, 378, 795, 804, 849, DIG. 19, 220/DIG. 4, DIG. 7, 915; D23/260, 259; 215/200, 231, 234, 364, DIG. 1; D24/216, D24/222, 224, 231; D19/57, 43; D28/7, D28/57

**DESCRIPTION**

See application file for complete search history.

FIG. 1 is a perspective front view of the spray cap for aerosol cans or similar fluid containers showing the new design;

FIG. 2 is a perspective rear view of the design shown in FIG. 1;

FIG. 3 is a right elevational front view of the design shown in FIG. 1;

FIG. 4 is a left elevational front view of the design shown in FIG. 1;

FIG. 5 is a right elevational rear view of the design shown in FIG. 1;

FIG. 6 is a left elevational rear view of the design shown in FIG. 1; and,

FIG. 7 is a top plan view of the design shown in FIG. 1.

The dashed lines showing the spray container are for illustrative purposes only and form no part of the claimed design.

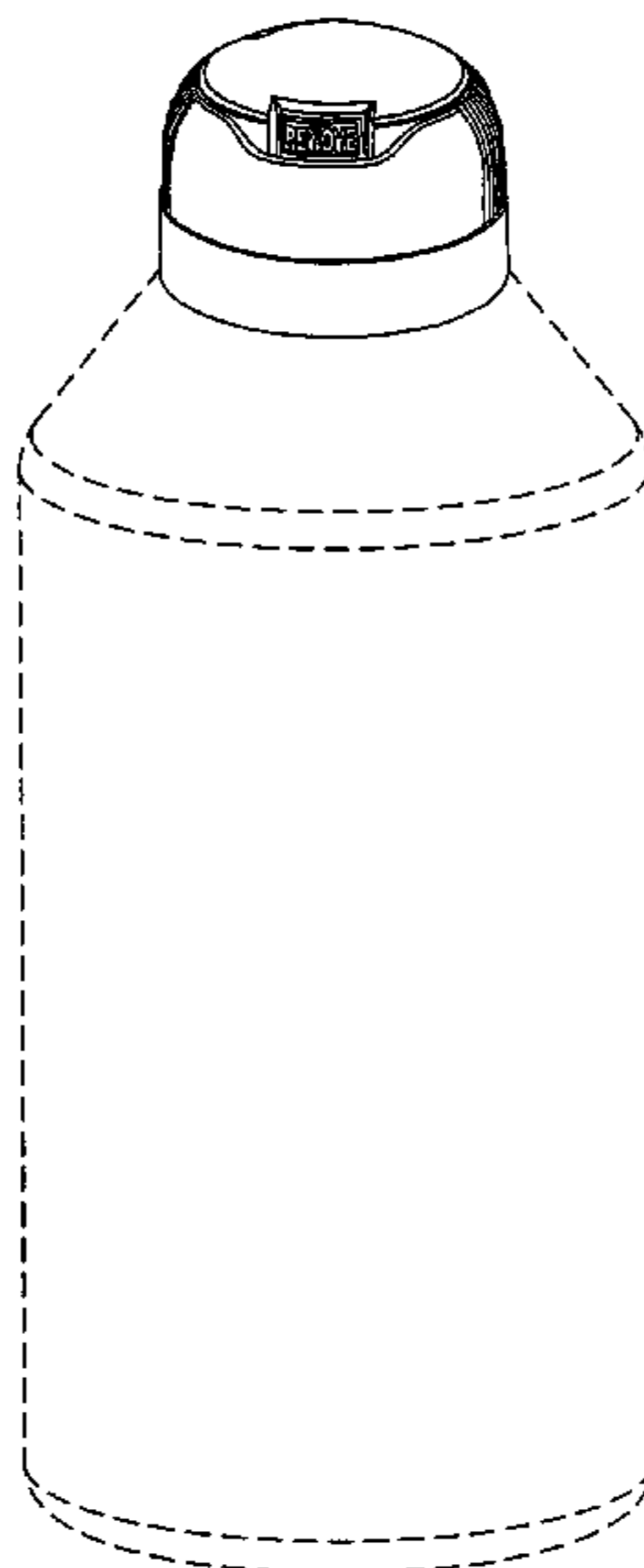
(56) **References Cited**

**U.S. PATENT DOCUMENTS**

2,678,147 A 5/1954 Abplanalp

(Continued)

**1 Claim, 7 Drawing Sheets**



# US D585,274 S

Page 2

---

U.S. PATENT DOCUMENTS							
3,185,350	A	5/1965	Abplanalp et al.	4,542,837	A	9/1985	Rayner
3,325,054	A	6/1967	Braun	4,773,567	A	9/1988	Stoody
3,484,023	A	12/1969	Meshberg	5,388,730	A	2/1995	Abbott et al.
3,591,128	A	7/1971	Ramis	5,649,645	A	7/1997	Demarest et al.
3,734,354	A	5/1973	Gach	D411,744	S *	6/1999	Brach et al. .... D9/438
3,744,682	A	7/1973	Blank	5,971,230	A	10/1999	Tanaka
3,797,705	A	3/1974	Cooprider	D470,051	S *	2/2003	Bloom et al. .... D9/435
3,848,778	A	11/1974	Meshberg	D476,563	S *	7/2003	Brozell et al. .... D9/435
3,860,149	A	1/1975	Hagianis	D528,419	S *	9/2006	Robinson .... D9/454
3,967,760	A	7/1976	Marcon	D554,503	S *	11/2007	Kerman et al. .... D9/438
4,024,988	A	5/1977	Starrett	D554,993	S *	11/2007	Kerman et al. .... D9/438
D256,672	S *	9/1980	Beck ..... D9/454	D563,785	S *	3/2008	Maki et al. .... D9/454
4,324,351	A	4/1982	Meshberg	2003/0209569	A1	11/2003	Jackson et al.
4,418,842	A	12/1983	Di Loreto				

\* cited by examiner

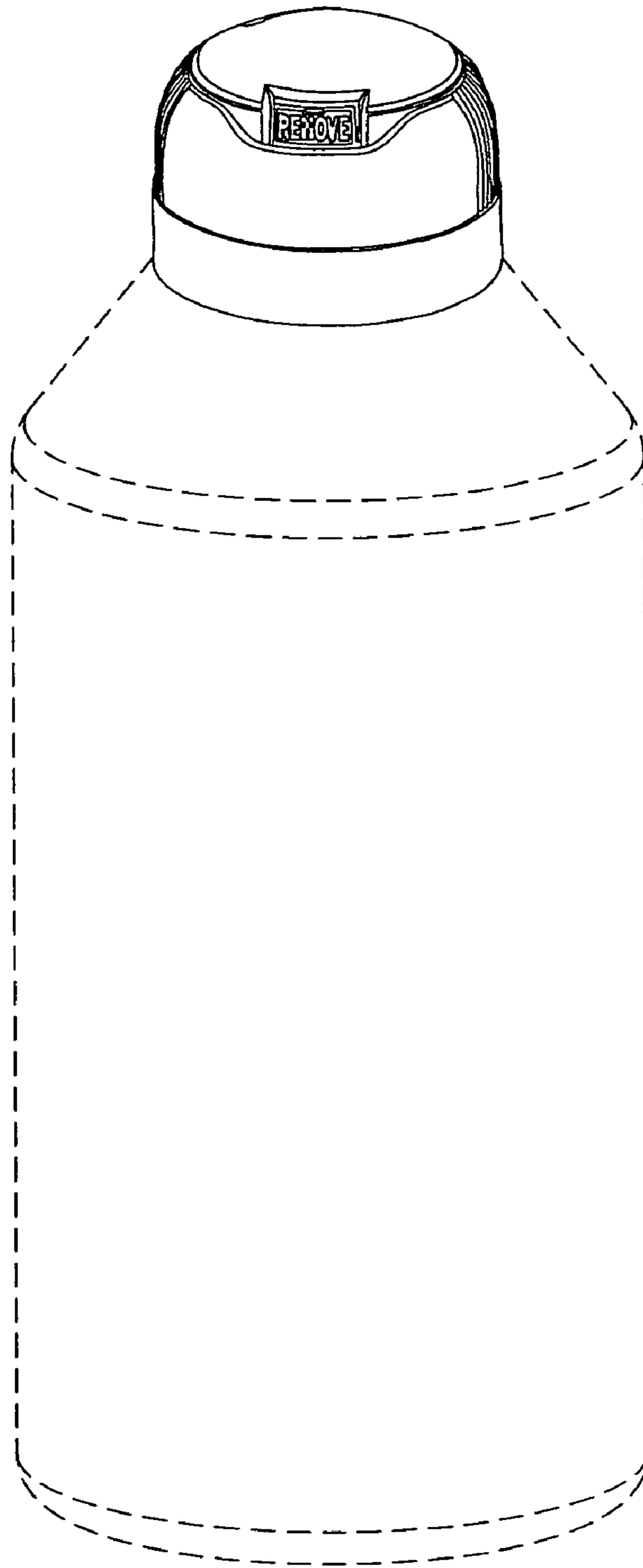


FIG. 1

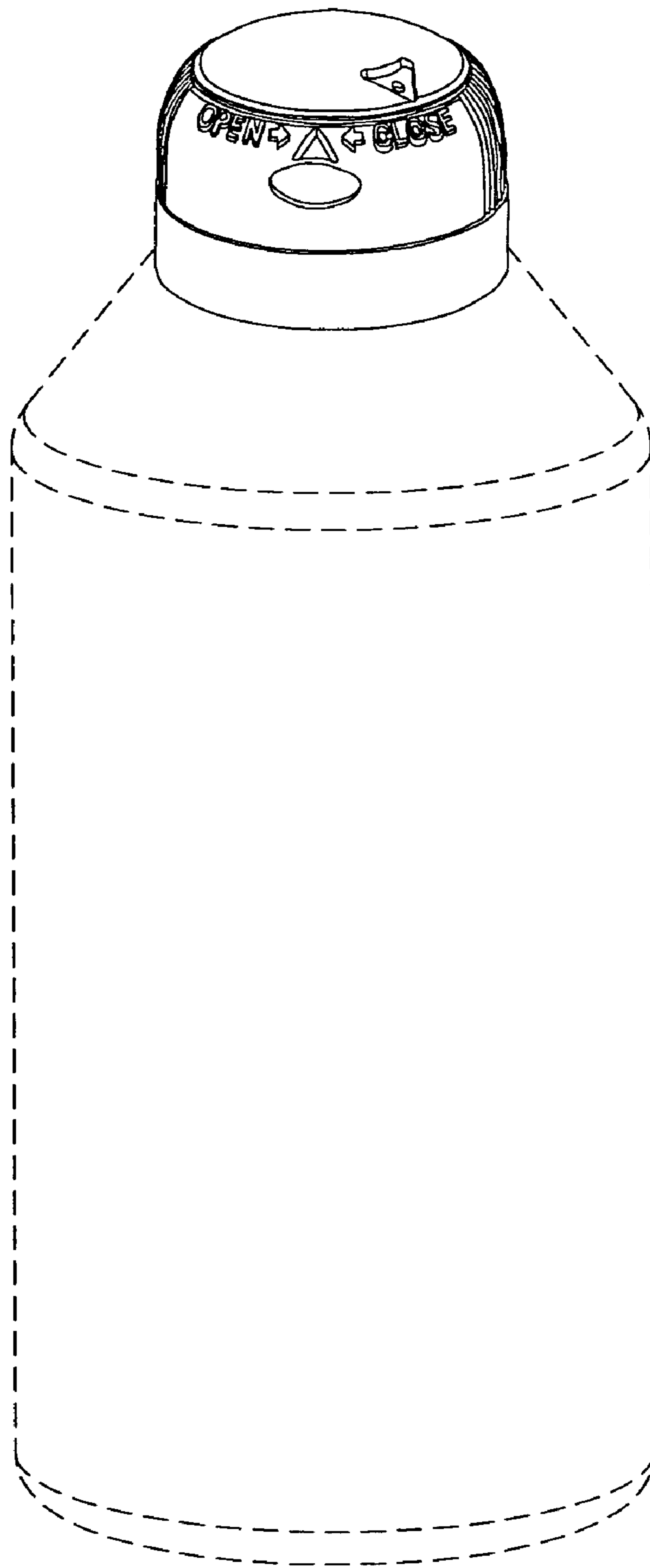


FIG. 2



FIG. 3




FIG. 4




FIG. 5




FIG. 6



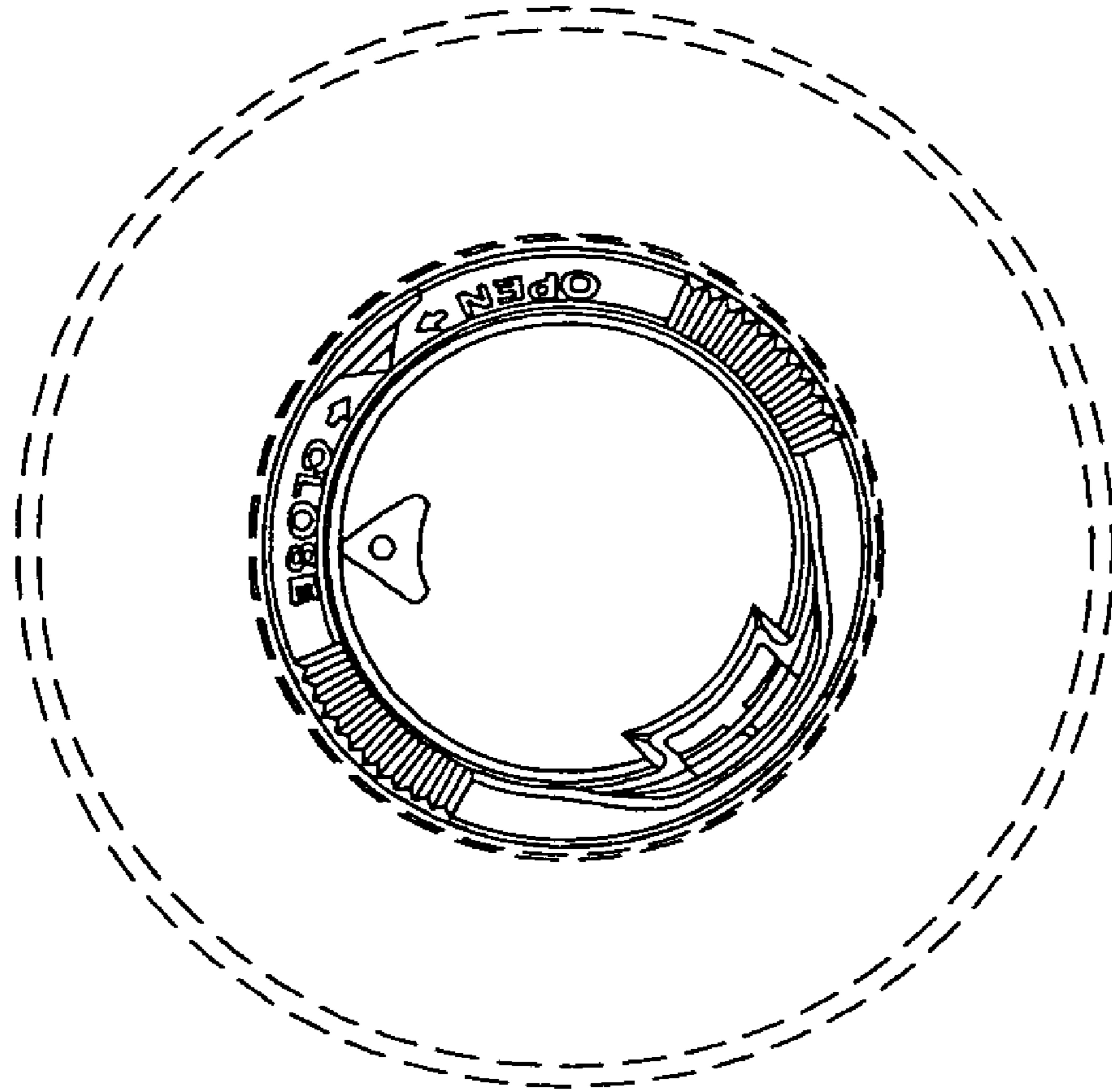


FIG. 7