



US00D585273S

(12) **United States Design Patent**  
**Cardinal**

(10) **Patent No.:** **US D585,273 S**

(45) **Date of Patent:** **\*\* Jan. 27, 2009**

(54) **CARTON**

(75) Inventor: **Lindsay Marie Cardinal**, Cincinnati, OH (US)

(73) Assignee: **The Procter & Gamble Company**, Cincinnati, OH (US)

(\*\*) Term: **14 Years**

(21) Appl. No.: **29/301,153**

(22) Filed: **Feb. 13, 2008**

(51) **LOC (9) Cl.** ..... **09-03**

(52) **U.S. Cl.** ..... **D9/418; D9/432**

(58) **Field of Classification Search** ..... D9/414-416, D9/418-420, 423-428, 430-432, 434; D7/354, D7/396.1, 392.1, 394, 538, 543-545, 550.1, D7/551, 554.3, 587, 566, 584, 586, 629, 667; 220/4.22-4.24, 574, 604-608, 659, 675, 220/781-782, 793, 835, 839, DIG. 14; 206/119, 206/470, 508, 545, 806; 229/406; 219/725, 219/735

See application file for complete search history.

(56) **References Cited**

**U.S. PATENT DOCUMENTS**

D52,562 S \* 10/1918 Dickmeyer ..... D9/418  
2,027,488 A \* 1/1936 Ness ..... 229/152  
3,487,915 A \* 1/1970 Scott ..... 206/461  
4,117,924 A \* 10/1978 Growney ..... 206/783  
4,126,220 A \* 11/1978 Roccaforte ..... 206/782  
D265,551 S \* 7/1982 Colby et al. .... D9/415  
D335,821 S \* 5/1993 Detert et al. .... D9/418  
D344,021 S 2/1994 Martin et al.  
D379,759 S \* 6/1997 Mulry ..... D9/418

D388,522 S \* 12/1997 Pietrantoni ..... D26/9  
D436,533 S \* 1/2001 Correll ..... D9/433  
D446,717 S \* 8/2001 Lancaster et al. .... D9/418  
D456,709 S \* 5/2002 Dionisio ..... D9/418  
D466,804 S \* 12/2002 Solland ..... D9/418  
D473,712 S 4/2003 Sabounjian  
D477,217 S \* 7/2003 Riedi ..... D9/418  
D543,451 S 5/2007 Timmermans et al.  
D551,968 S 10/2007 Kleinsmith  
D551,969 S \* 10/2007 Aurilio et al. .... D9/432

**OTHER PUBLICATIONS**

Mintel gnpd; Two Scents Electric Home Fragrancer, Internet <http://www.gnpd.com>; Feb. 12, 2008, S. Deerfield, MA.

\* cited by examiner

*Primary Examiner*—Robert M Spear

*Assistant Examiner*—Susan E Krakower

(74) *Attorney, Agent, or Firm*—Amy I. Ahn-Roll

(57) **CLAIM**

The ornamental design for a carton, as shown and described.

**DESCRIPTION**

FIG. 1 is a perspective view of the present invention;

FIG. 2 is a front elevational view thereof;

FIG. 3 is a right elevational view thereof;

FIG. 4 is a top elevational view thereof;

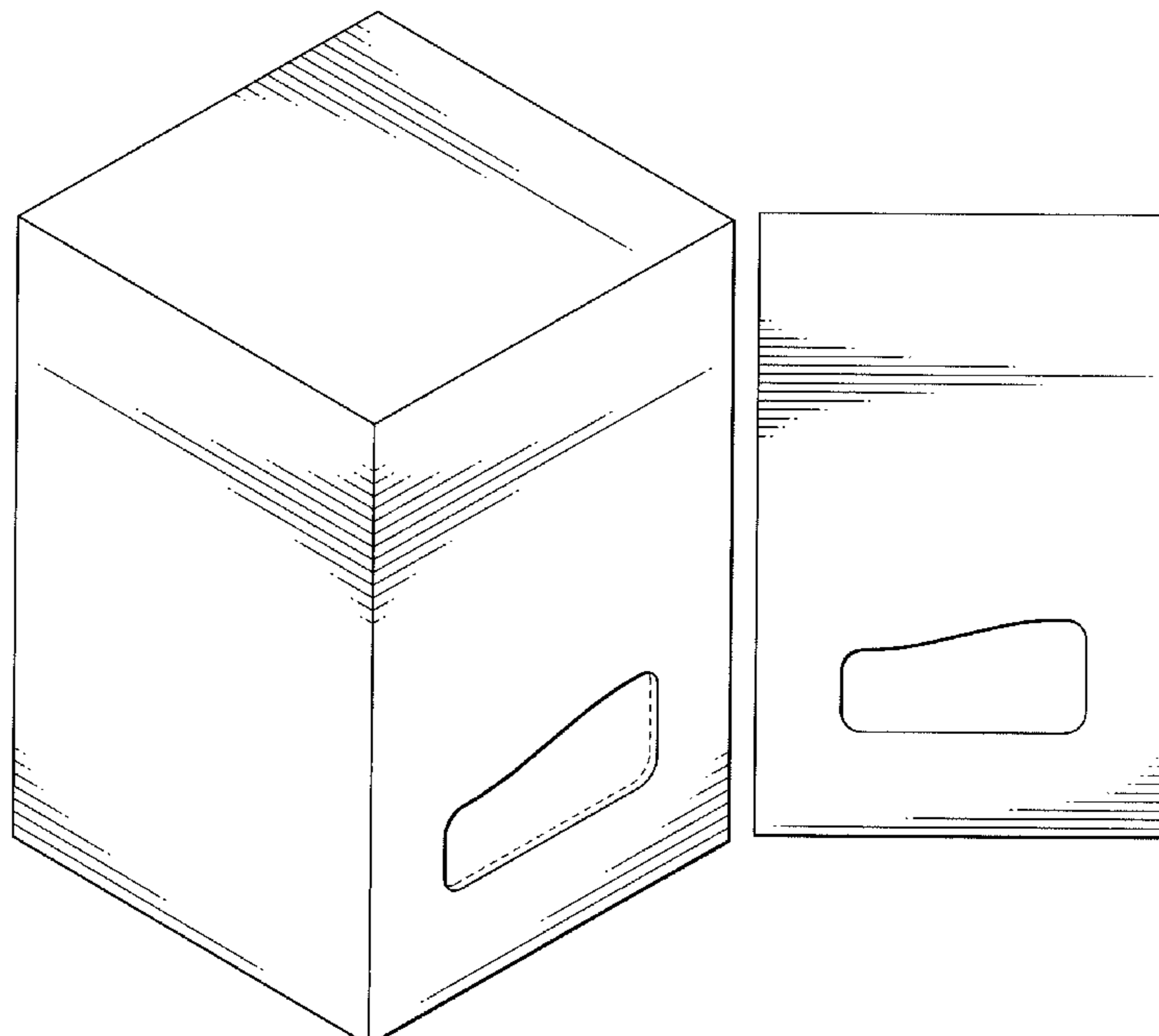
FIG. 5 is a rear elevational view thereof;

FIG. 6 is a top plan view thereof; and,

FIG. 7 is a bottom plan view thereof.

The broken lines illustrate portions of the carton which form no part of the claimed design.

**1 Claim, 4 Drawing Sheets**



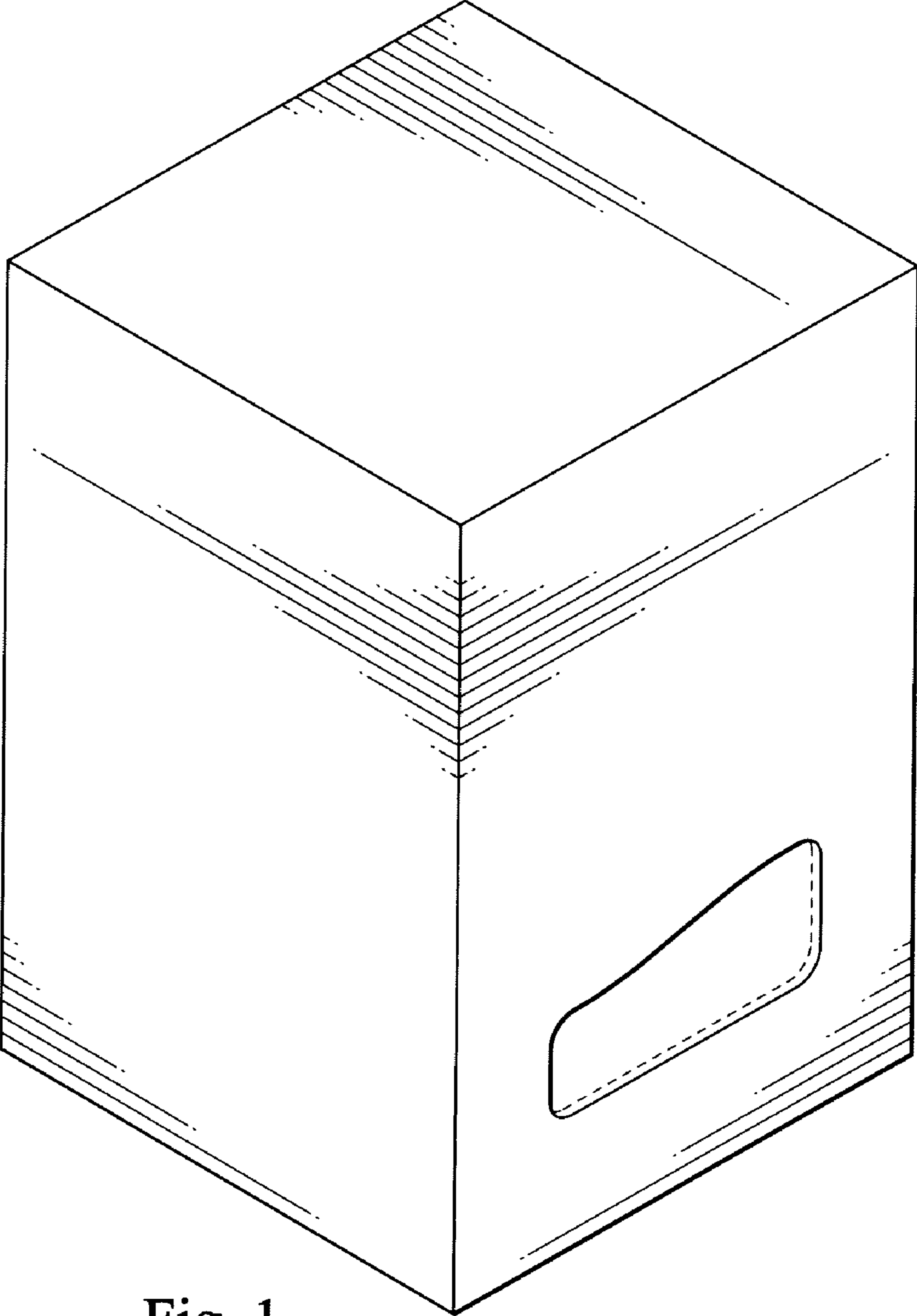


Fig. 1

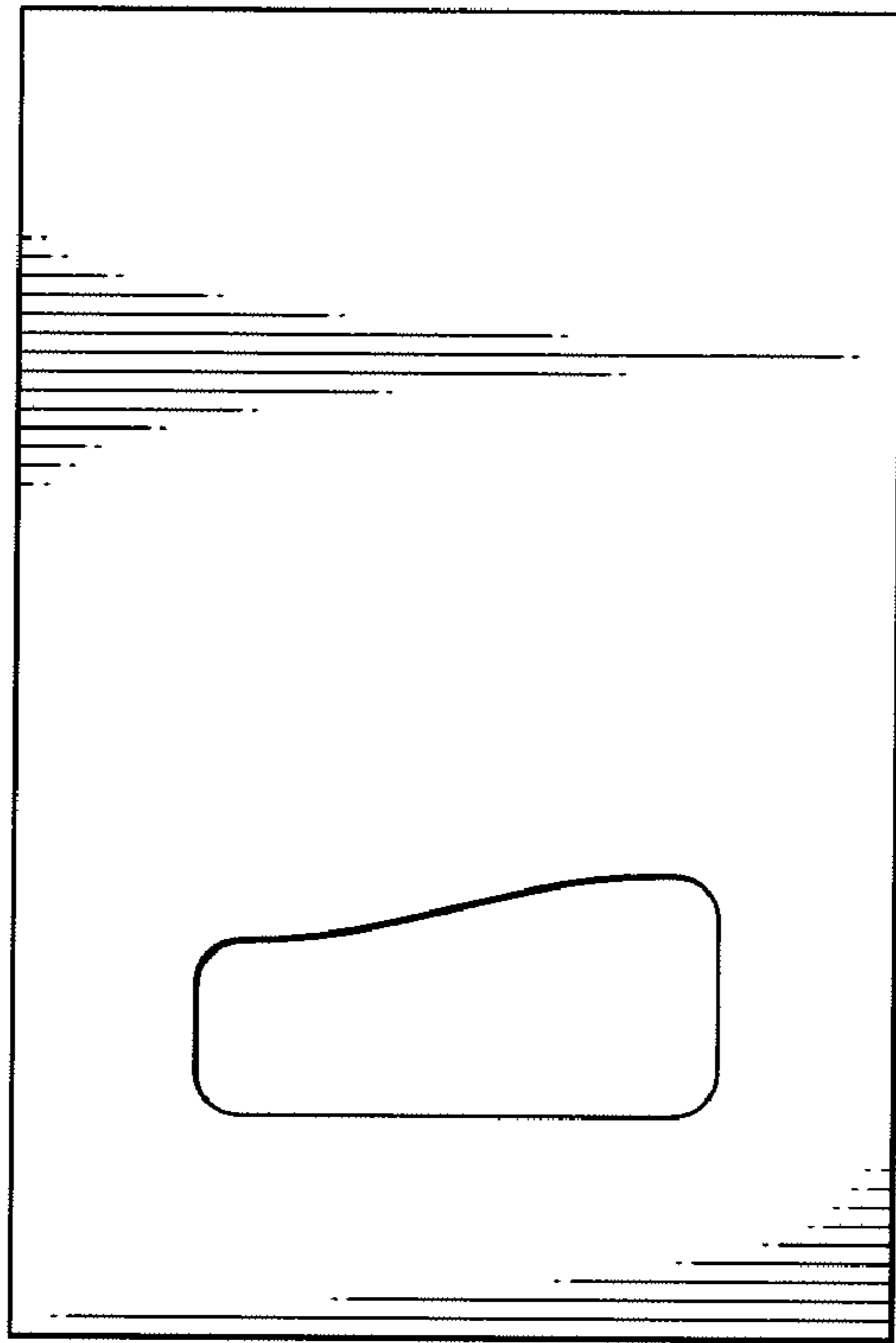


Fig. 2

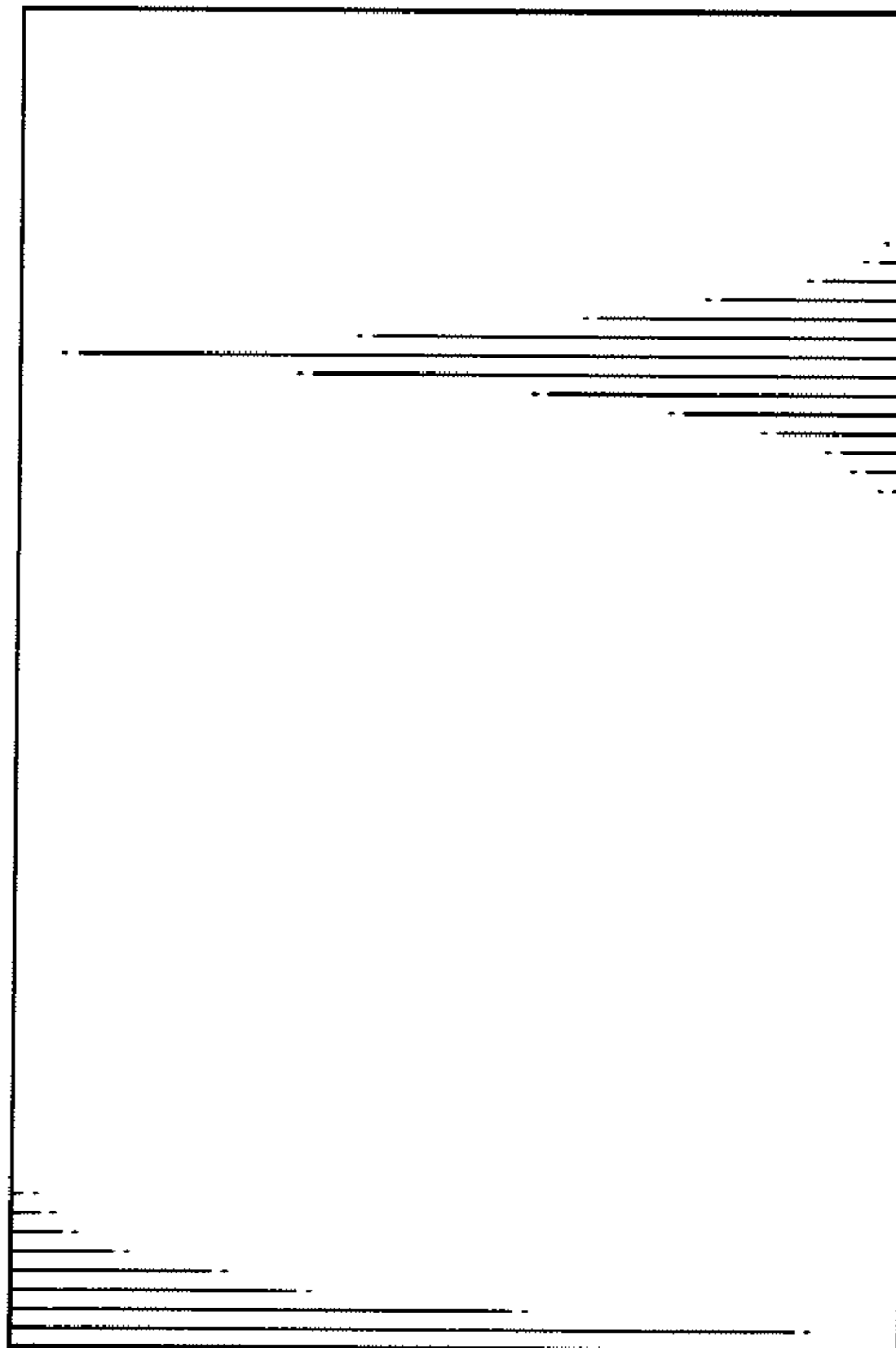


Fig. 3




Fig. 4

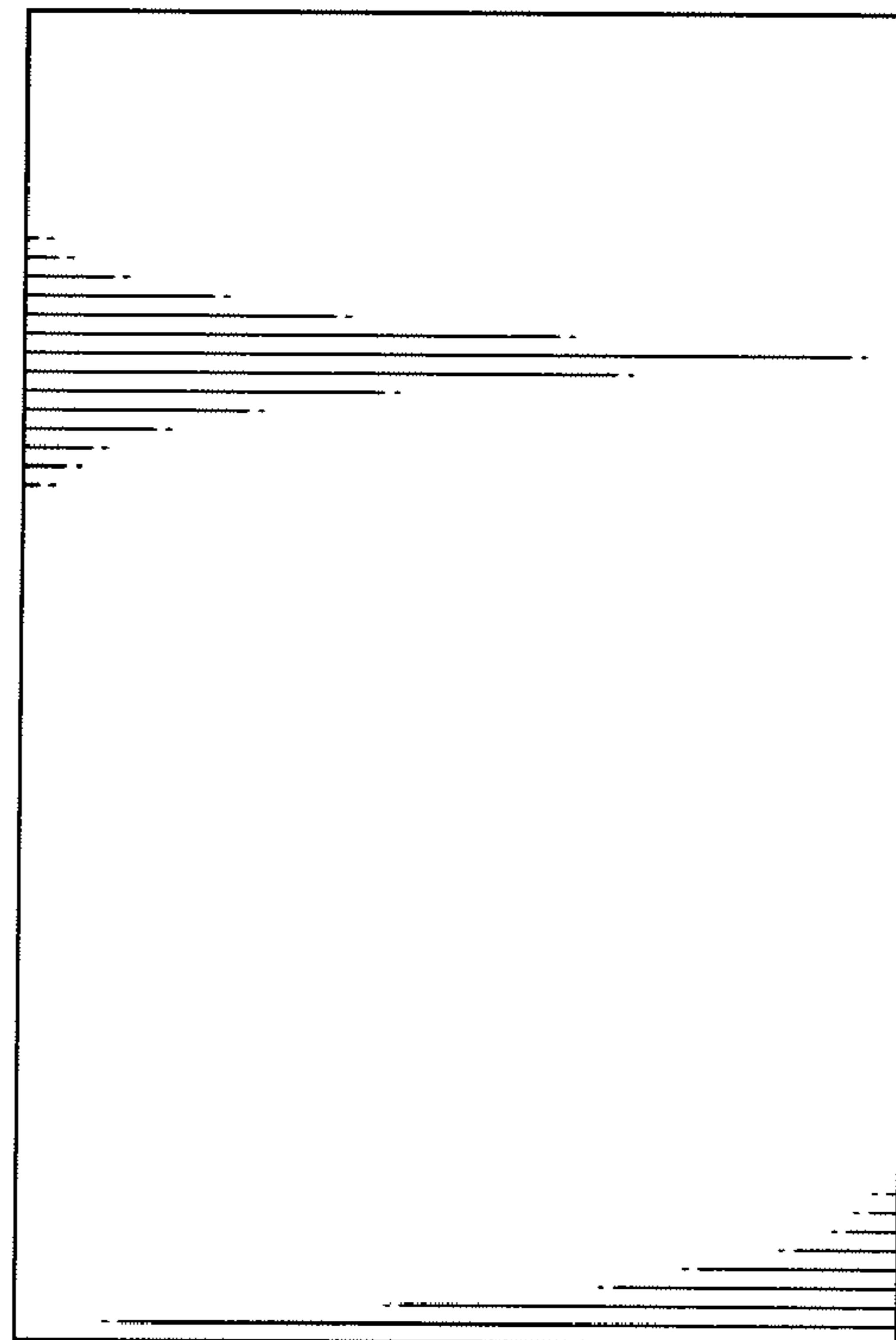


Fig. 5

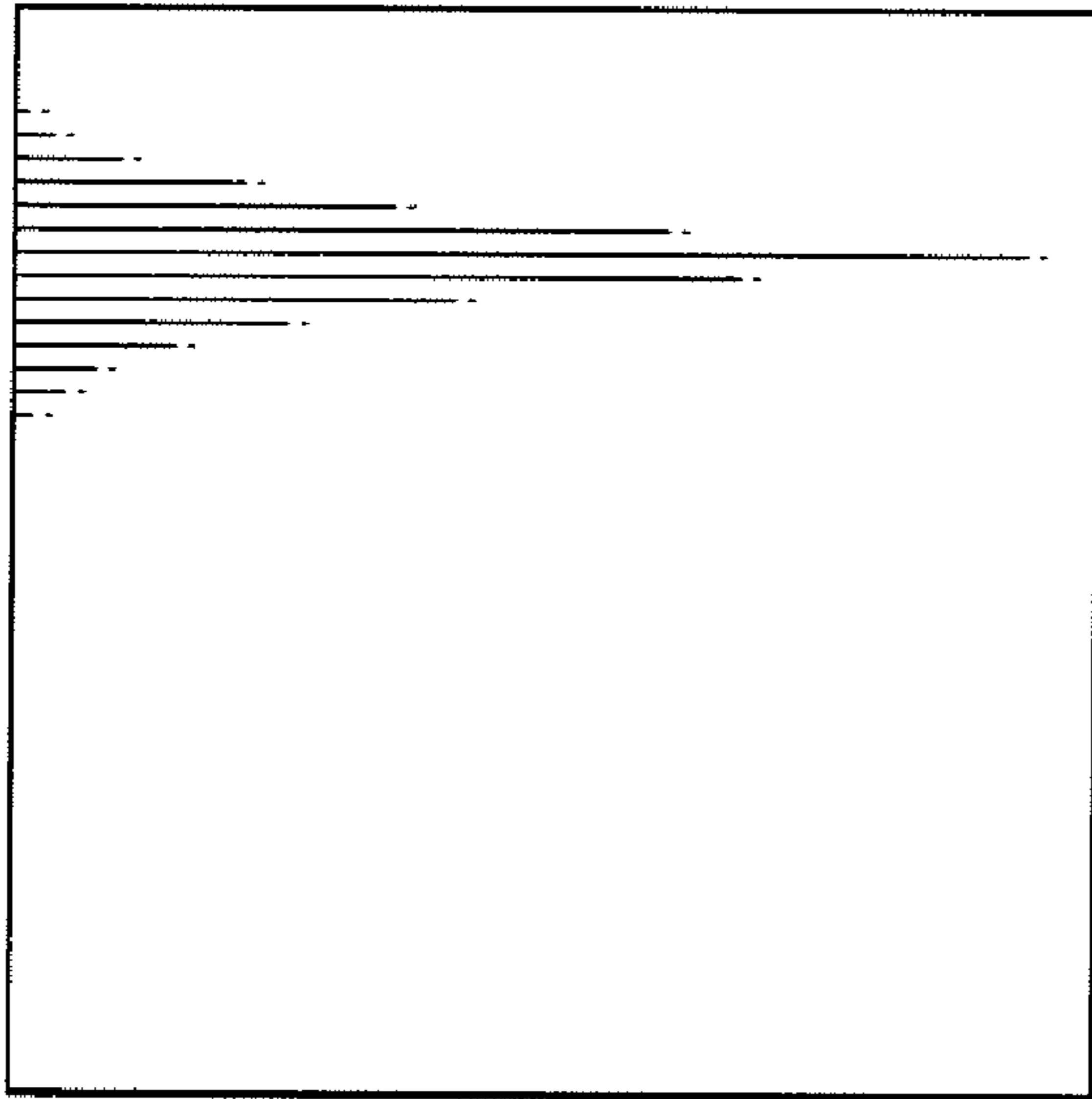


Fig. 6




Fig. 7