



US00D585272S

(12) **United States Design Patent**
Yoshie

(10) **Patent No.:** **US D585,272 S**
(45) **Date of Patent:** **** Jan. 27, 2009**

(54) **CORD STOPPER**

D556,561 S * 12/2007 Downing D8/383
D571,194 S * 6/2008 Mei D8/383

(75) Inventor: **Kenichi Yoshie**, Kurobe (JP)

FOREIGN PATENT DOCUMENTS

(73) Assignee: **YKK Corporation**, Tokyo (JP)

JP 1097844 1/2001
JP 1115166 7/2001

(**) Term: **14 Years**

* cited by examiner

(21) Appl. No.: **29/305,323**

Primary Examiner—Holly H Baynham

(22) Filed: **Mar. 18, 2008**

Assistant Examiner—Sheryl Lane

(74) *Attorney, Agent, or Firm*—Alston & Bird LLP

(30) **Foreign Application Priority Data**

(57) **CLAIM**

Sep. 19, 2007 (JP) 2007-025287

The ornamental design for a cord stopper, as shown and described.

(51) **LOC (9) Cl.** **08-08**

(52) **U.S. Cl.** **D8/383**

(58) **Field of Classification Search** D8/383,
D8/395, 396, 394; 24/115 R, 115 G, 136 R,
24/115 M; D11/215, 212; D2/978
See application file for complete search history.

DESCRIPTION

FIG. 1 is a front view of a cord stopper of the claimed design and the rear view is symmetrical to the front view.

FIG. 2 is a plan view of the cord stopper of FIG. 1.

FIG. 3 is a base view of the cord stopper of FIG. 1.

FIG. 4 is a left side view of the cord stopper of FIG. 1.

FIG. 5 is a right side view of the cord stopper of FIG. 1; and,

FIG. 6 is a perspective view of the cord stopper of FIG. 1.

(56) **References Cited**

U.S. PATENT DOCUMENTS

D481,301 S * 10/2003 Nezu D8/383
D485,488 S * 1/2004 Tsukuda D8/383
D540,662 S * 4/2007 Pontaoe D8/383
D543,445 S * 5/2007 Latal et al. D8/383

1 Claim, 3 Drawing Sheets

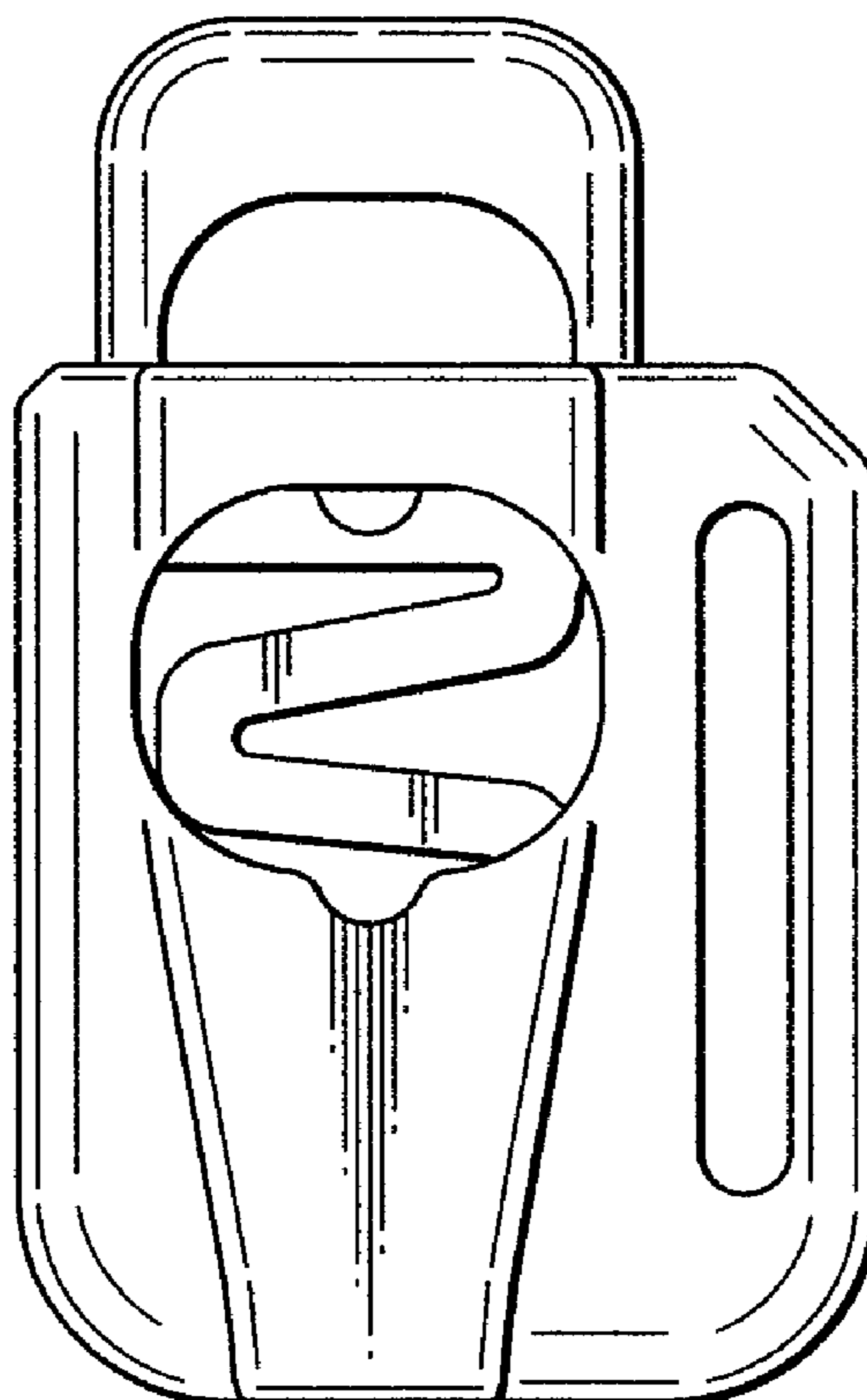


FIG. 1

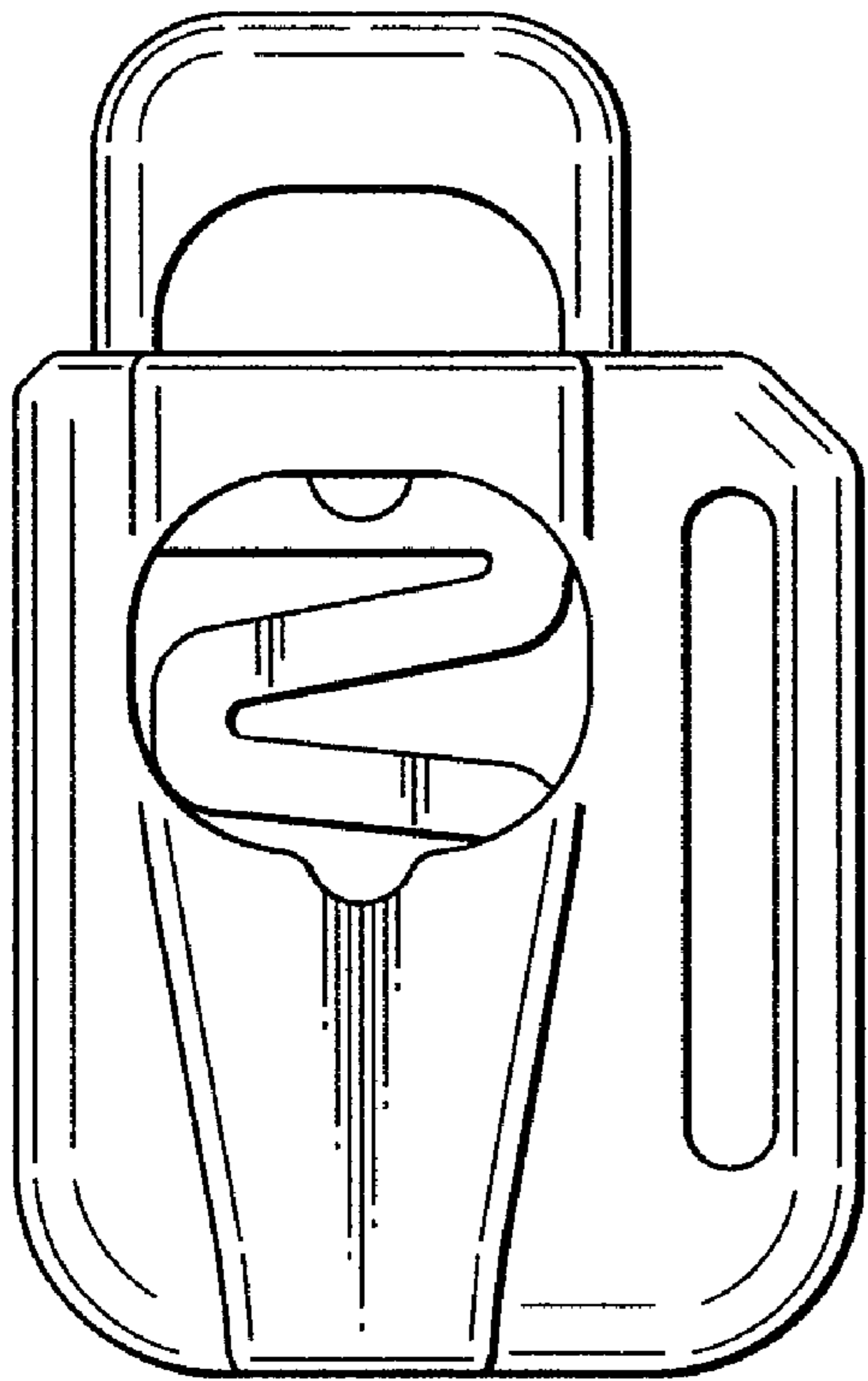


FIG. 2

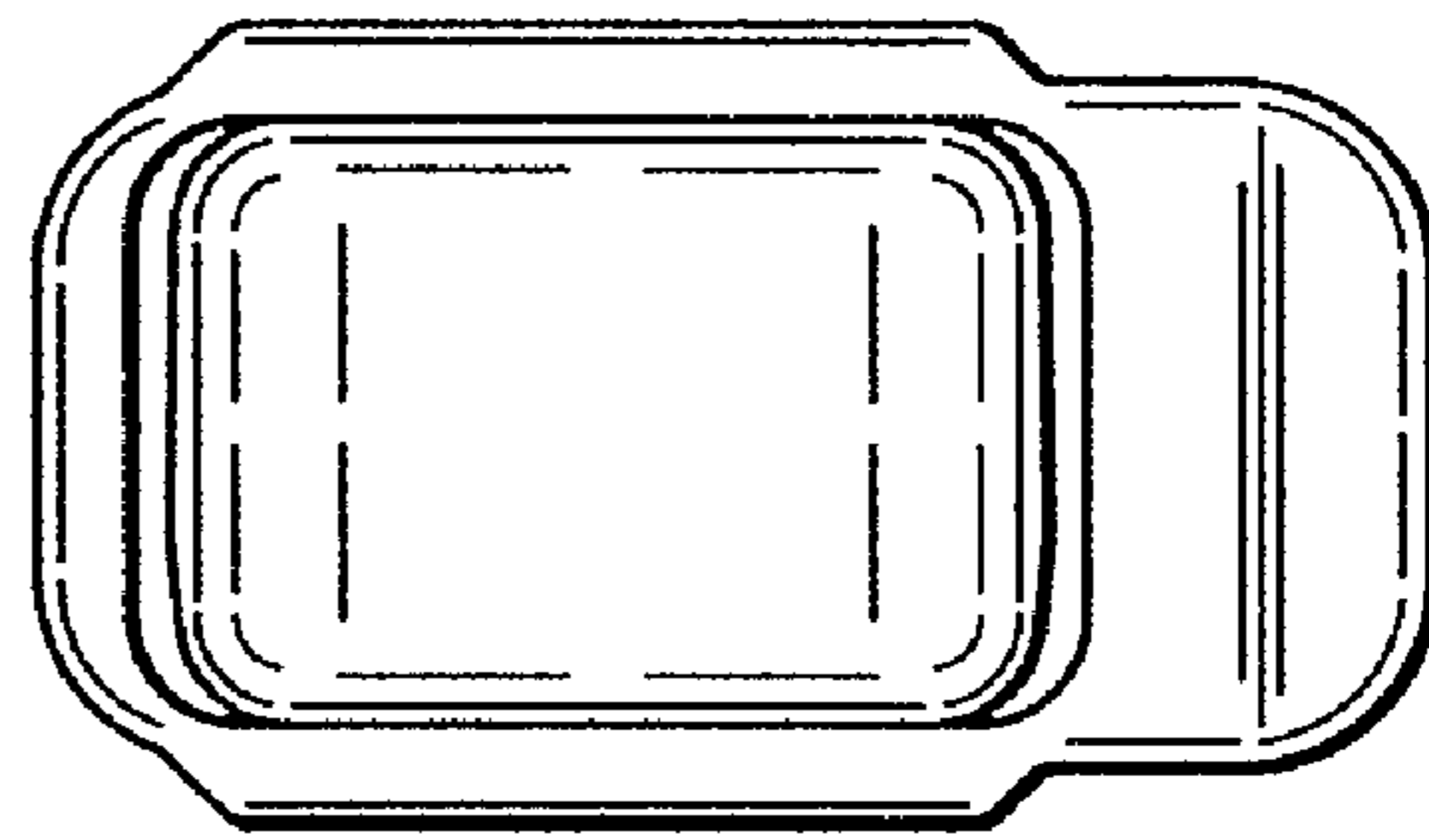


FIG. 3




FIG. 4

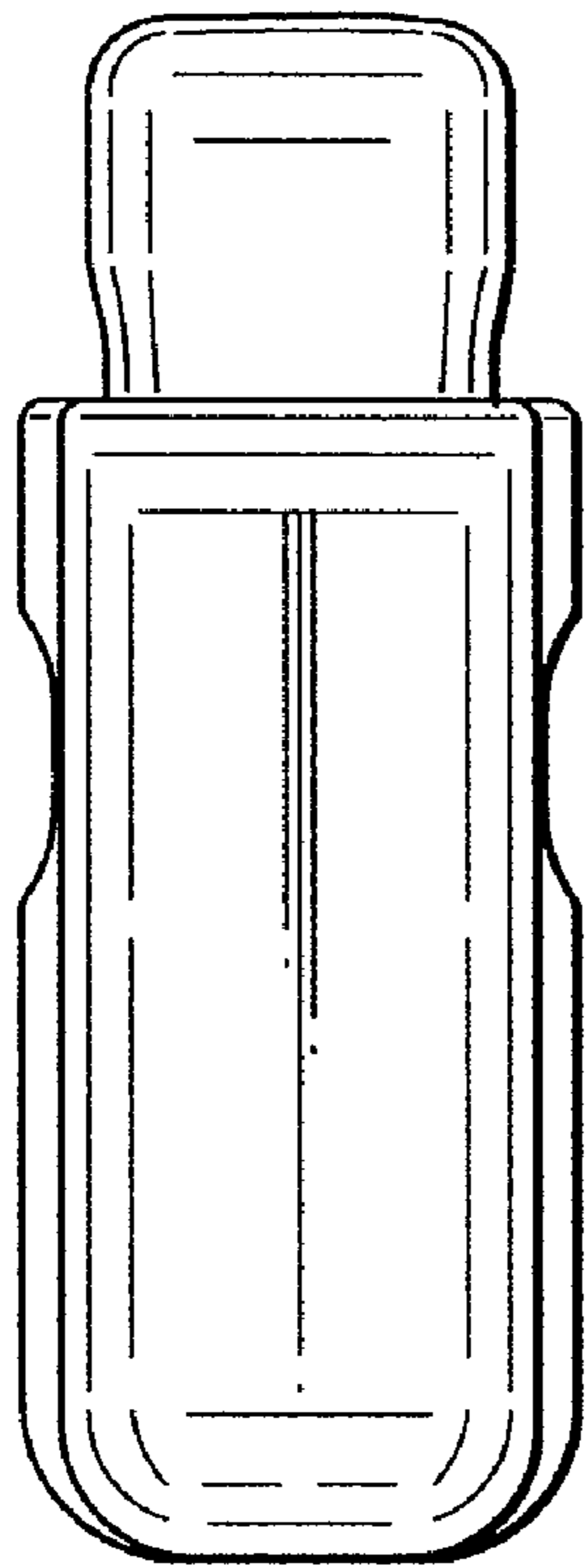


FIG. 5




FIG. 6

