

US00D585270S

(12) **United States Design Patent**
Yoshie

(10) **Patent No.:** **US D585,270 S**
(45) **Date of Patent:** **** Jan. 27, 2009**

(54) **CORD STOPPER**

(75) Inventor: **Kenichi Yoshie**, Kurobe (JP)

(73) Assignee: **YKK Corporation**, Tokyo (JP)

(**) Term: **14 Years**

(21) Appl. No.: **29/305,087**

(22) Filed: **Mar. 13, 2008**

(30) **Foreign Application Priority Data**

Oct. 1, 2007 (JP) 2007-026634

(51) **LOC (9) Cl.** **08-08**

(52) **U.S. Cl.** **D8/383**

(58) **Field of Classification Search** D8/383,
D8/395, 396, 394; 24/115 R, 115 G, 136 R,
24/115 M; D11/215, 212; D2/978

See application file for complete search history.

(56) **References Cited**

U.S. PATENT DOCUMENTS

D343,570 S *	1/1994	Meier	D8/383
D367,222 S *	2/1996	Ikeda	D8/383
D368,852 S *	4/1996	Ikeda	D8/383
D373,076 S *	8/1996	Ikeda	D8/383
5,621,952 A *	4/1997	Frano	24/115 G
D417,388 S *	12/1999	Kawahara	D8/383
6,038,746 A *	3/2000	Anscher et al.	24/115 G
D430,484 S *	9/2000	Ikeda	D8/383
D439,148 S *	3/2001	Ishii	D8/383
D439,507 S *	3/2001	Ikeda	D8/383
D481,300 S *	10/2003	Nezu	D8/383

D497,540 S *	10/2004	Watabe et al.	D8/383
7,140,078 B2 *	11/2006	Watabe	24/115 G
D548,578 S *	8/2007	Wu	D8/383
D549,087 S *	8/2007	Pontaoe	D8/383
7,254,871 B2 *	8/2007	Yoshiguchi	24/115 G
D559,666 S *	1/2008	Yoshie et al.	D8/383
D559,667 S *	1/2008	Yoshie et al.	D8/383
D559,668 S *	1/2008	Yoshie et al.	D8/383
D571,194 S *	6/2008	Mei	D8/383
2004/0074055 A1 *	4/2004	Watabe	24/115 G

FOREIGN PATENT DOCUMENTS

JP 573829 3/1982

* cited by examiner

Primary Examiner—Holly H Baynham

Assistant Examiner—Sheryl Lane

(74) *Attorney, Agent, or Firm*—Alston & Bird LLP

(57) **CLAIM**

The ornamental design for a cord stopper, as shown and described.

DESCRIPTION

FIG. 1 is a front view of a cord stopper of the claimed design.

FIG. 2 is a rear view of the cord stopper of FIG. 1.

FIG. 3 is a plan view of the cord stopper of FIG. 1 and the base view is identical with the plan view.

FIG. 4 is a right side view of the cord stopper of FIG. 1 and the left side view is identical with the right side view; and,

FIG. 5 is a perspective view of the cord stopper of FIG. 1.

1 Claim, 3 Drawing Sheets

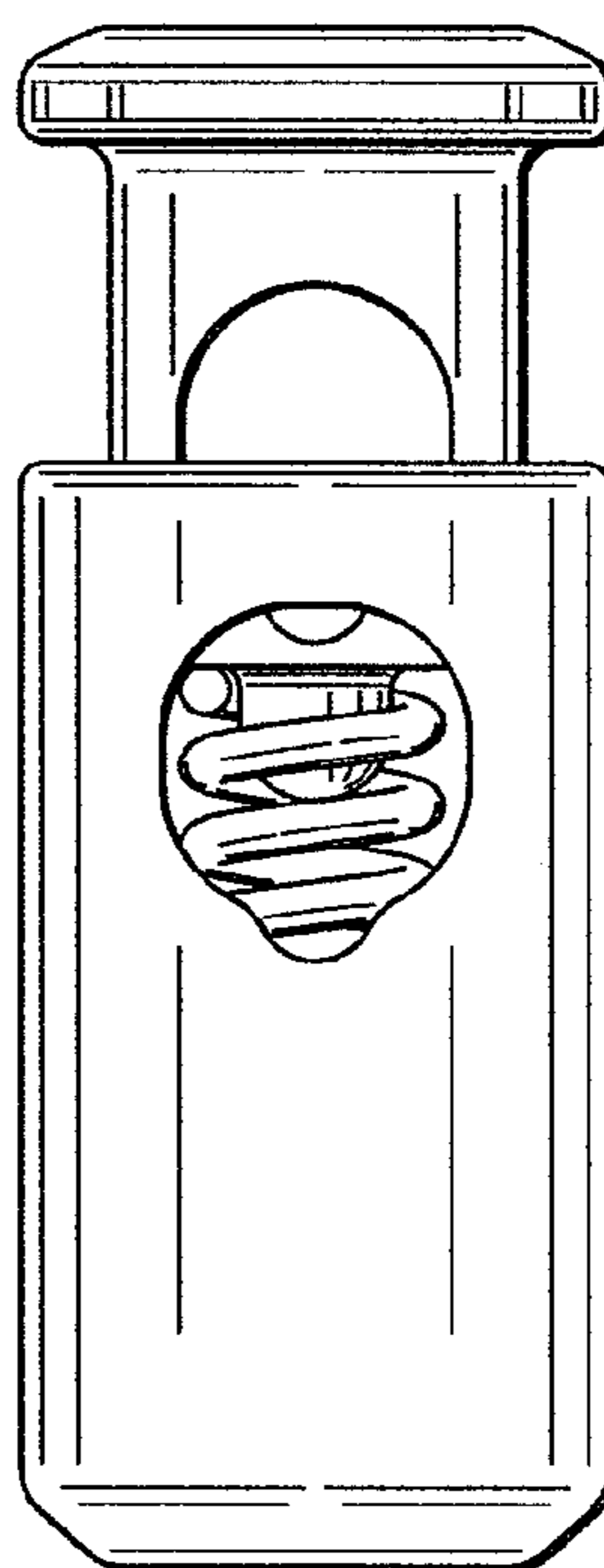


FIG. 1




FIG. 2

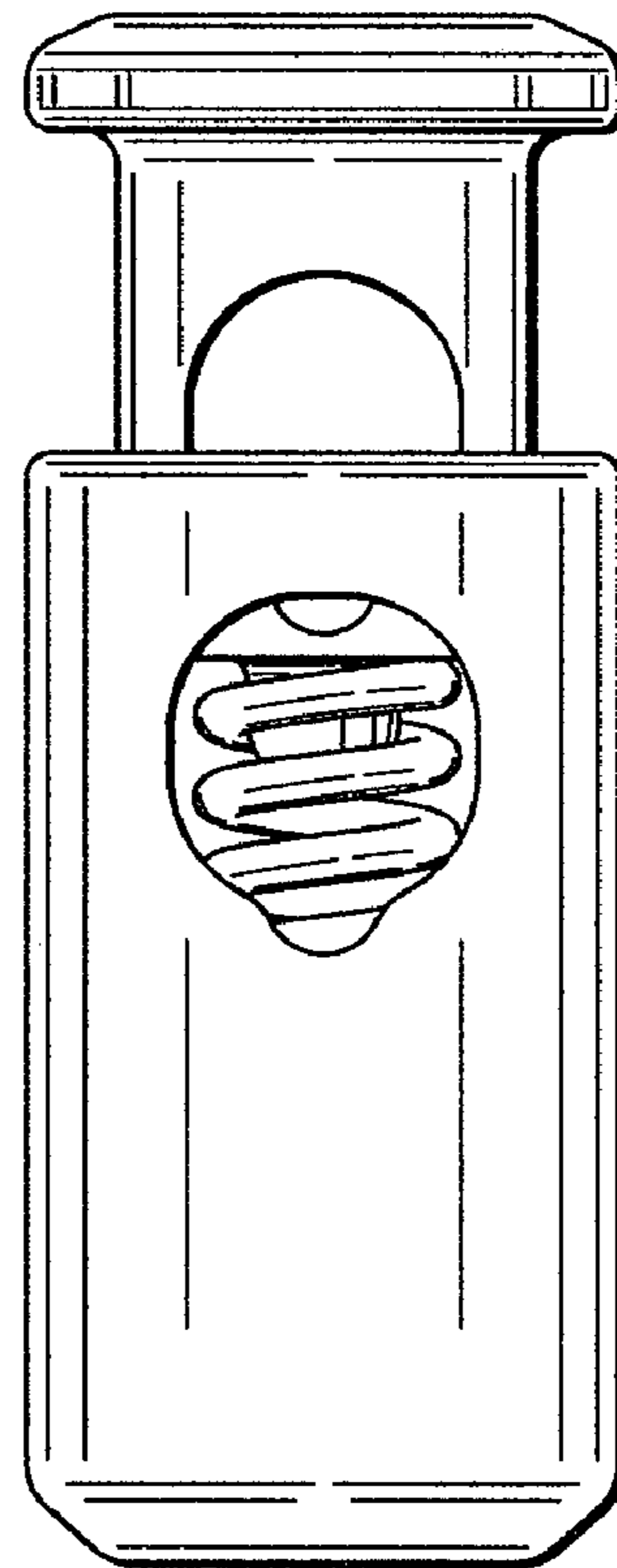


FIG. 3

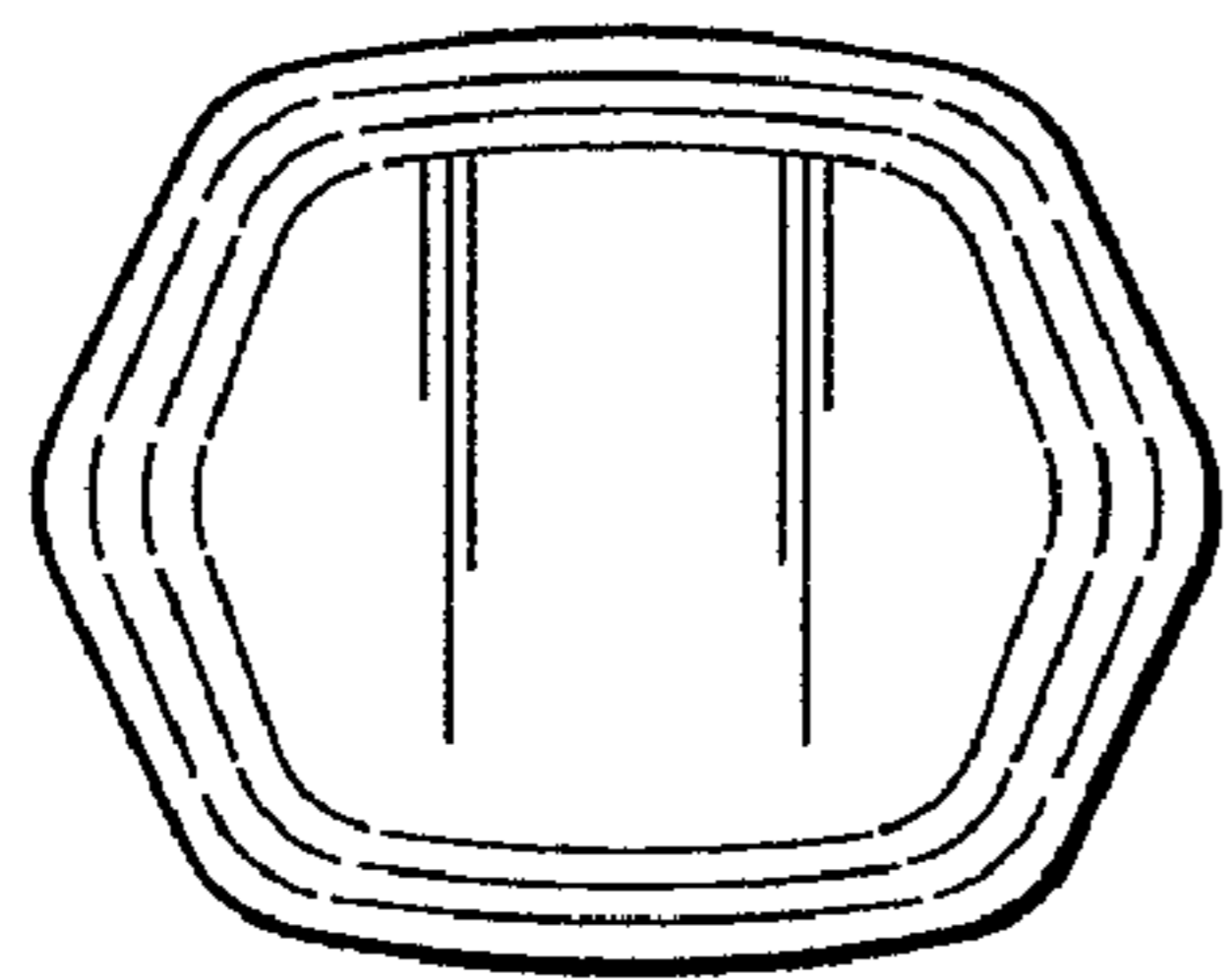


FIG. 4

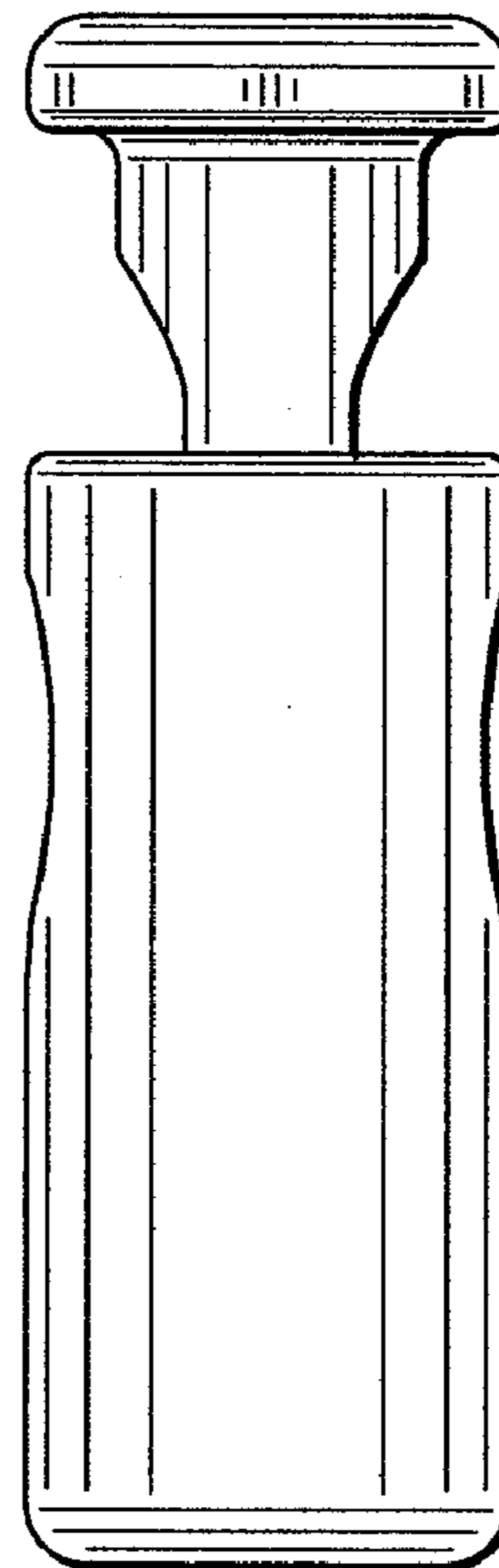


FIG. 5

