



US00D585263S

(12) **United States Design Patent**
Jou

(10) **Patent No.:** **US D585,263 S**
(45) **Date of Patent:** **** Jan. 27, 2009**

- (54) **CABINET KNOB**
- (75) Inventor: **Benjamin S. Jou**, Taichung (TW)
- (73) Assignee: **Century Hardware, Inc.**, Taichung (TW)
- (**) Term: **14 Years**
- (21) Appl. No.: **29/284,415**
- (22) Filed: **Sep. 7, 2007**
- (51) **LOC (9) Cl.** **08-06**
- (52) **U.S. Cl.** **D8/305; D8/307**
- (58) **Field of Classification Search** D8/301, D8/305, 307, 310, 312, DIG. 1, 350; D6/578, D6/580; D99/11; D7/393, 395; D23/292; 16/110.1, 417; 292/336.3, 347
See application file for complete search history.

D223,433 S *	4/1972	Miller	D8/305
D263,554 S *	3/1982	Wasbrough et al.	D8/301
D368,639 S *	4/1996	Chieda	D8/310
D396,179 S *	7/1998	Burns et al.	D8/310
D399,723 S *	10/1998	Burns et al.	D8/310
D429,455 S *	8/2000	Burns et al.	D8/310
D558,557 S *	1/2008	Jou	D8/310

* cited by examiner

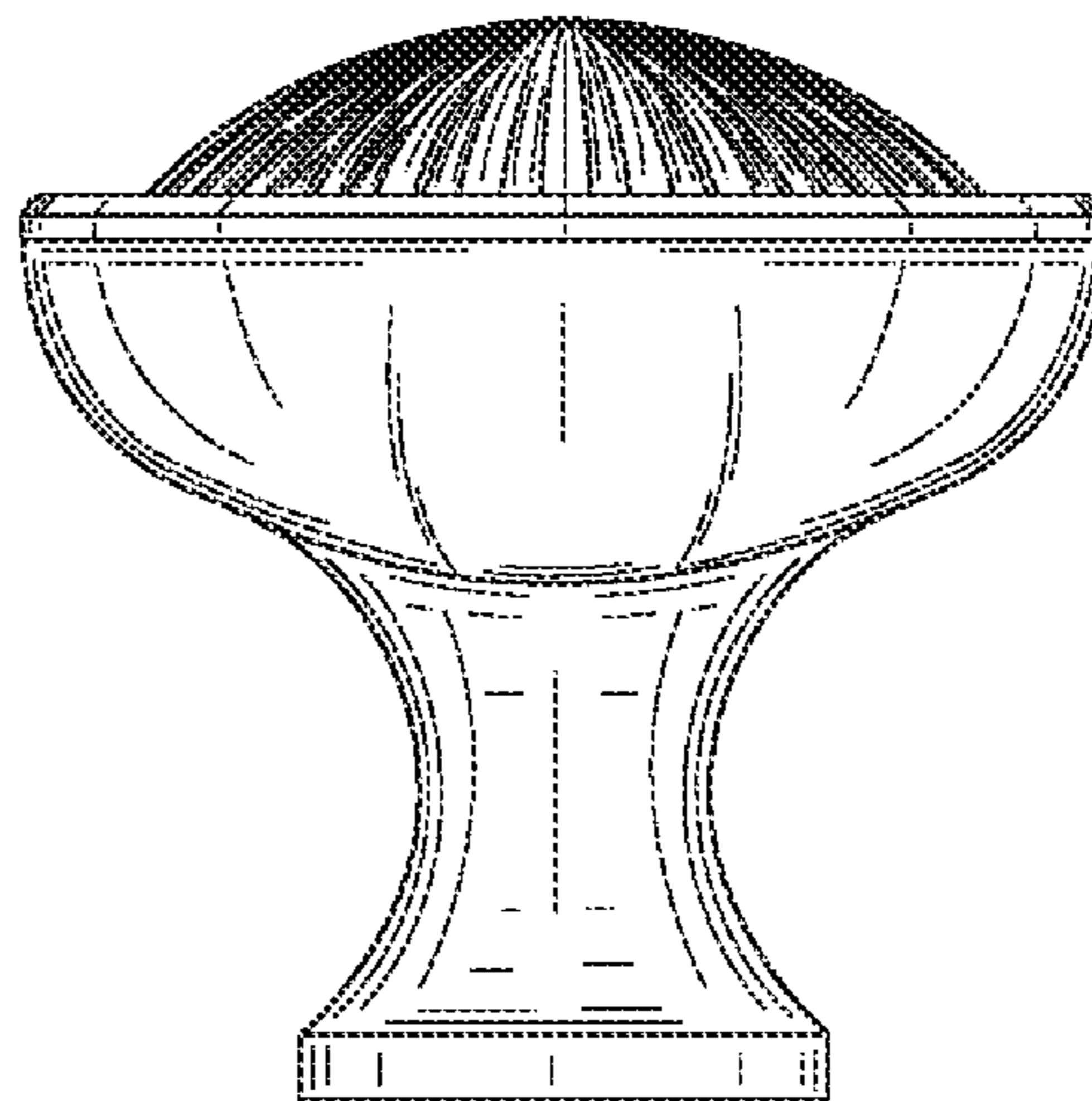
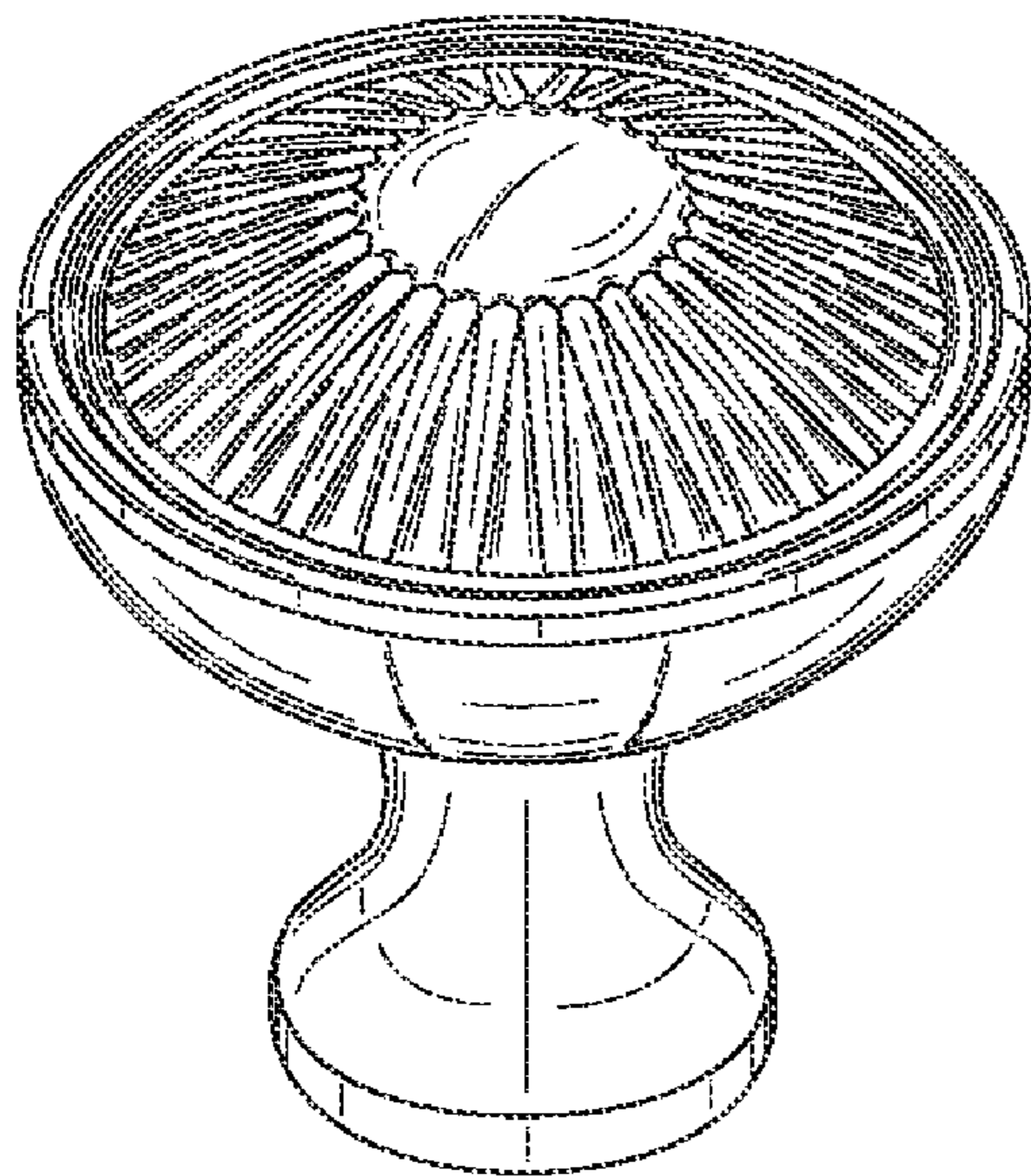
Primary Examiner—Paula Greene
(74) *Attorney, Agent, or Firm*—Price Heneveld Cooper Dewitt & Litton LLP

- (56) **References Cited**
- U.S. PATENT DOCUMENTS
- 329,321 A * 10/1885 Leger et al. 292/347
- D47,069 S * 3/1915 Burns D8/307
- D206,373 S * 12/1966 James et al. D8/310

(57) **CLAIM**
I claim the ornamental design for cabinet knob, as shown.

DESCRIPTION
FIG. 1 is a perspective view of a cabinet knob showing my new design;
FIG. 2 is a top view thereof, the undisclosed bottom is not part of the claimed design; and,
FIG. 3 is a side view thereof.

1 Claim, 1 Drawing Sheet






FIG. 1




FIG. 2

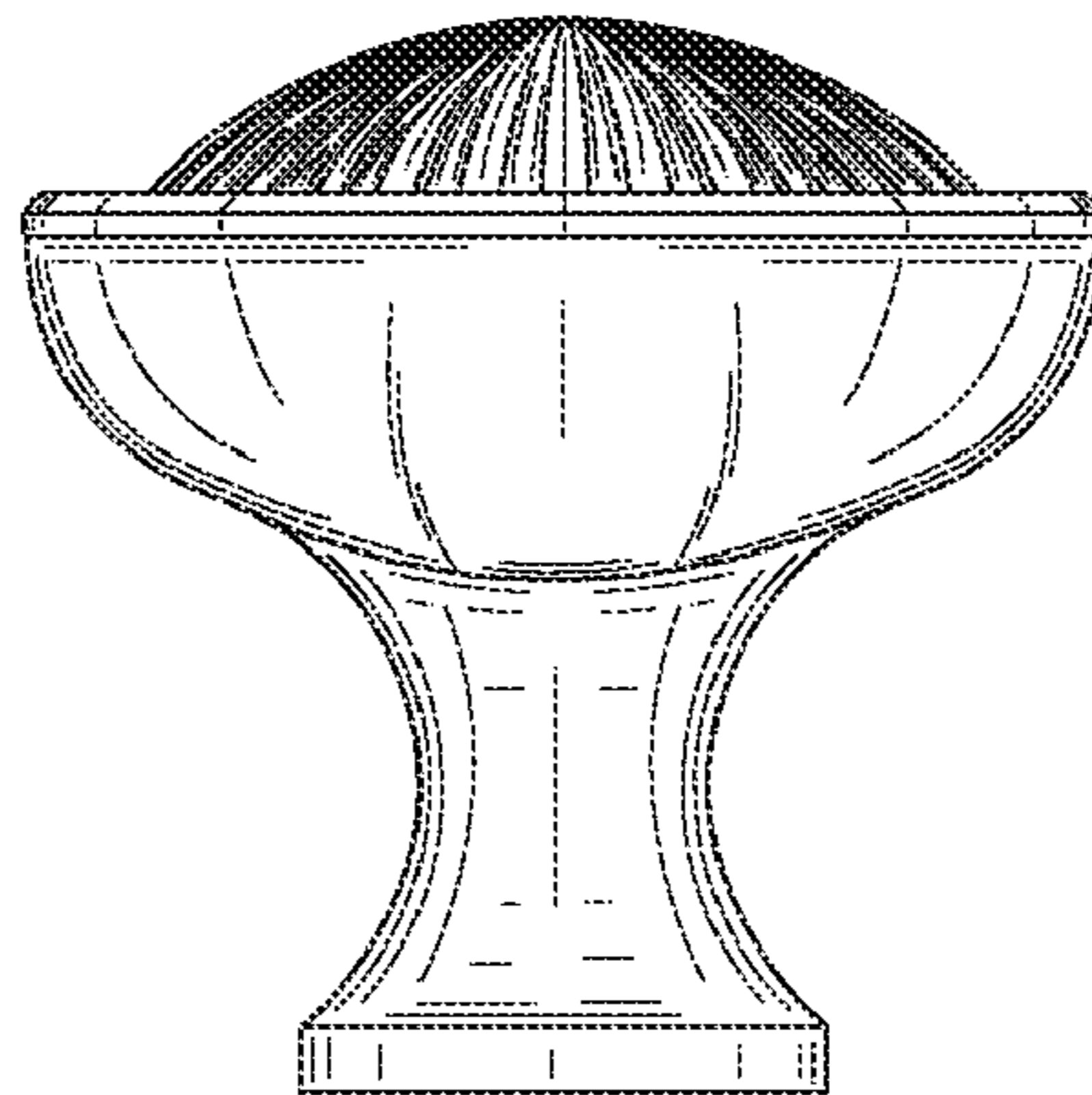


FIG. 3