



US00D585262S

(12) **United States Design Patent**
Cheldin

(10) **Patent No.:** **US D585,262 S**
(45) **Date of Patent:** **** Jan. 27, 2009**

(54) **LETTER OPENER AND STAPLE REMOVER**

(75) Inventor: **Erwin Cheldin**, Woodland Hills, CA (US)

(73) Assignee: **Erkie. Inc.**, Woodland Hills, CA (US)

(**) Term: **14 Years**

(21) Appl. No.: **29/323,098**

(22) Filed: **Aug. 18, 2008**

(51) **LOC (9) Cl.** **08-03**

(52) **U.S. Cl.** **D8/104**

(58) **Field of Classification Search** D8/98,
D8/107, 102, 103, 104, 48, 99, 41; D19/65;
30/DIG. 3, 294; 254/28; 7/160

See application file for complete search history.

(56) **References Cited**

U.S. PATENT DOCUMENTS

D352,217 S *	11/1994	Hochfeld et al.	D8/48
D388,306 S *	12/1997	Vaught	D8/104
D414,998 S *	10/1999	Cheldin	D8/48
D438,440 S *	3/2001	Cheldin	D8/48
D512,625 S *	12/2005	Cheldin	D8/104
7,131,636 B1 *	11/2006	Gurmu	254/28
D536,228 S *	2/2007	Huang	D8/48
D547,156 S *	7/2007	Lee	D8/104
2005/0051001 A1 *	3/2005	Bond	81/45

* cited by examiner

Primary Examiner—Cathron C Brooks

Assistant Examiner—Austin Murphy

(74) *Attorney, Agent, or Firm*—Kelly Lowry & Kelley LLP

(57) **CLAIM**

The ornamental design for a letter opener and staple remover, as shown and described.

DESCRIPTION

FIG. 1 is a top, rear and right-side perspective view of a letter opener and staple remover embodying my new design;

FIG. 2 is a front elevational view thereof;

FIG. 3 is a rear elevational view thereof;

FIG. 4 is a right-side elevational view thereof;

FIG. 5 is a left-side elevational view thereof;

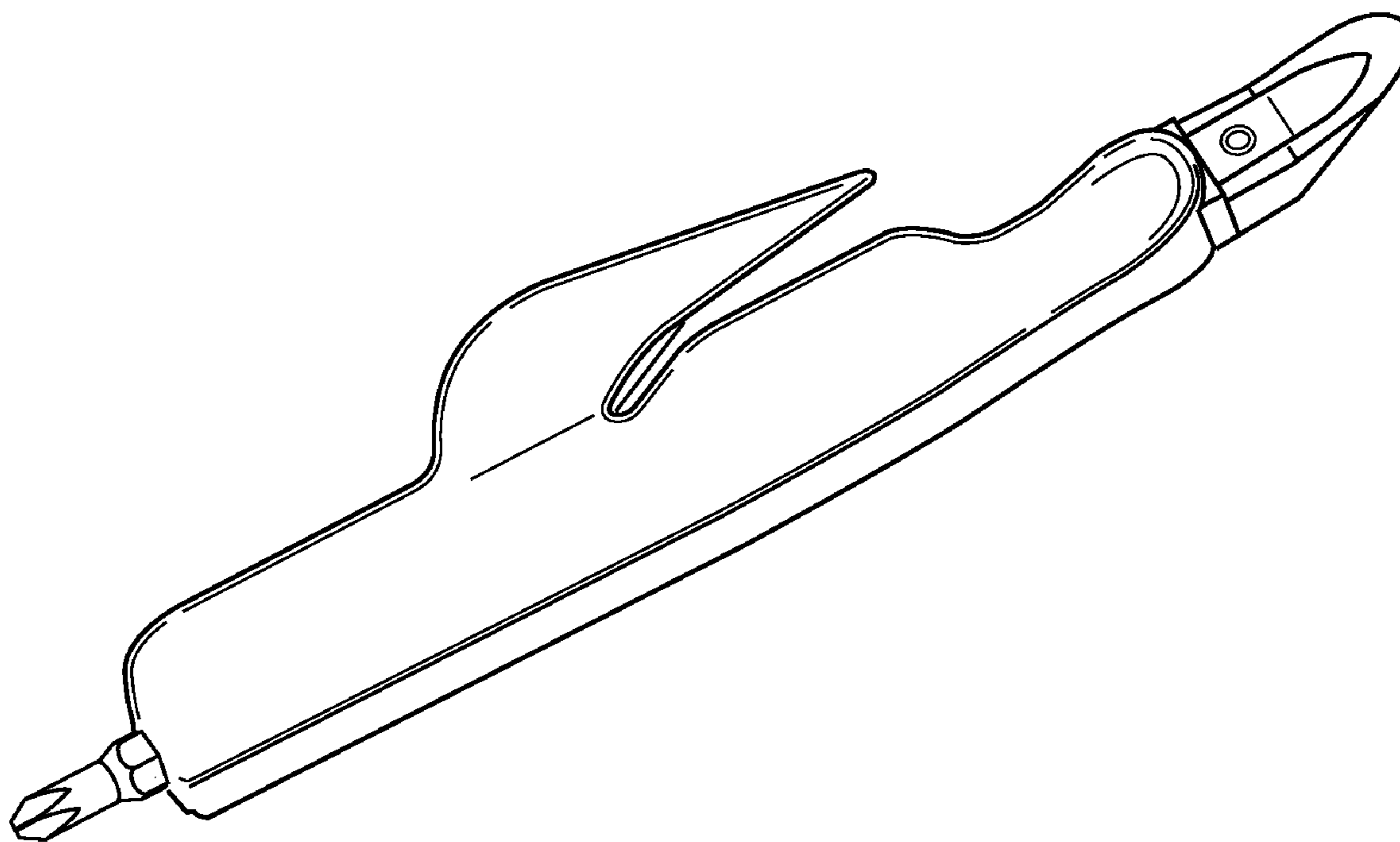
FIG. 6 is a top plan view thereof;

FIG. 7 is a bottom plan view thereof;

FIG. 8 is a perspective view similar to FIG. 1, showing the tool in an alternative configuration; and,

FIG. 9 is a perspective view similar to FIGS. 1 and 8, showing separation of a screwdriver from the body of the letter opener and staple remover.

1 Claim, 3 Drawing Sheets



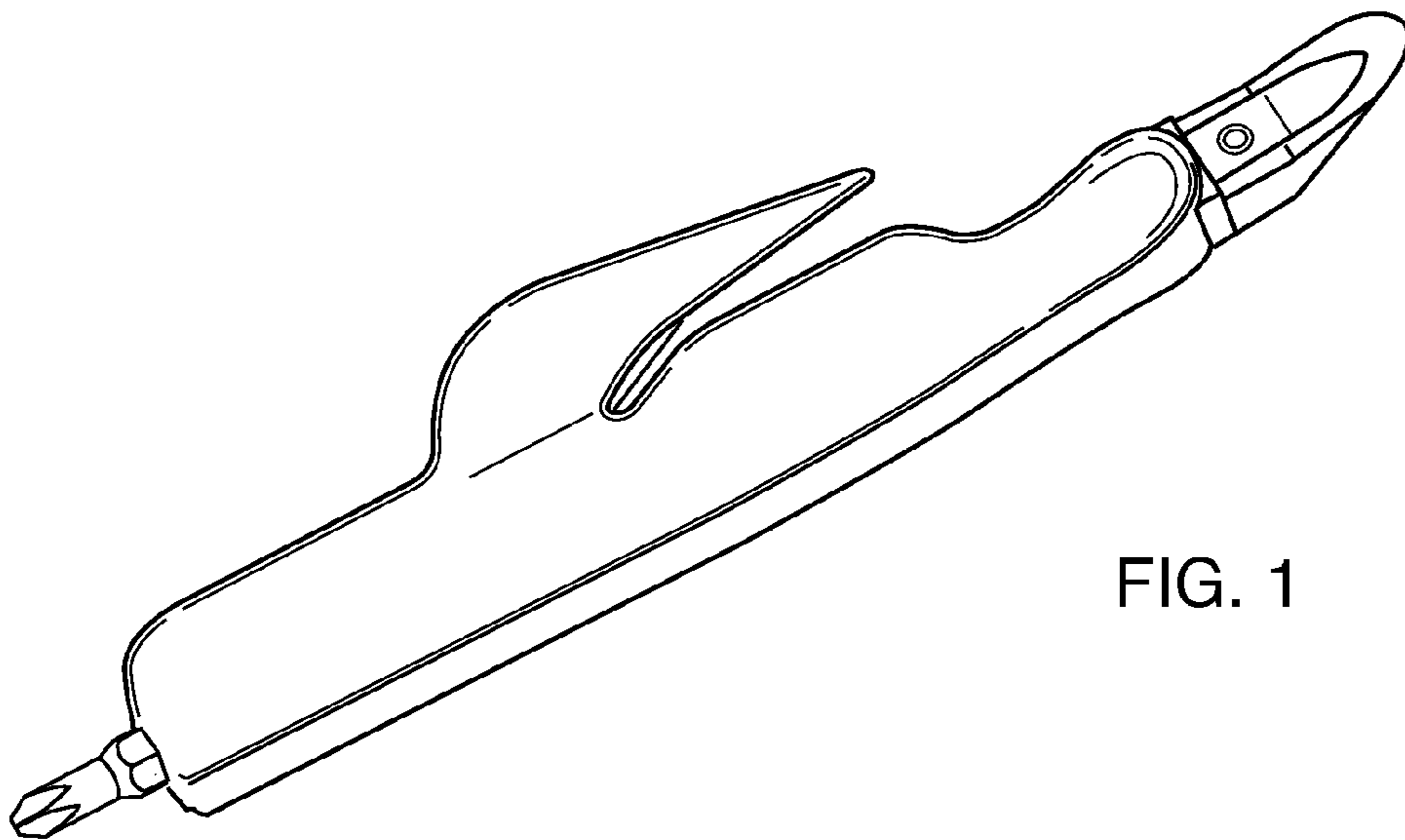


FIG. 1

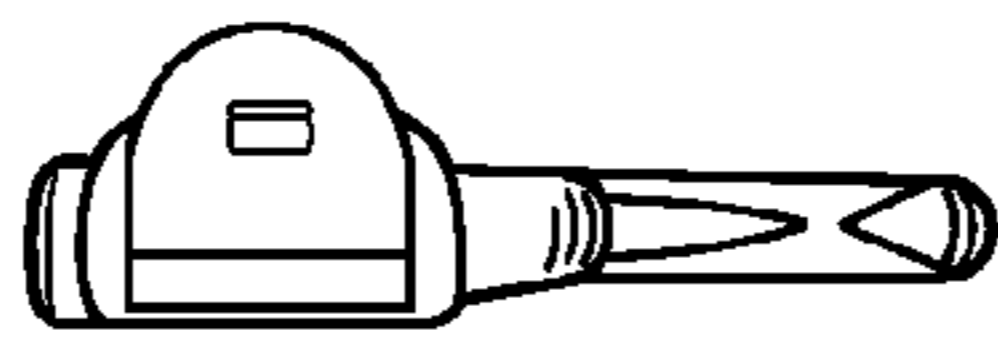


FIG. 2



FIG. 3




FIG. 4

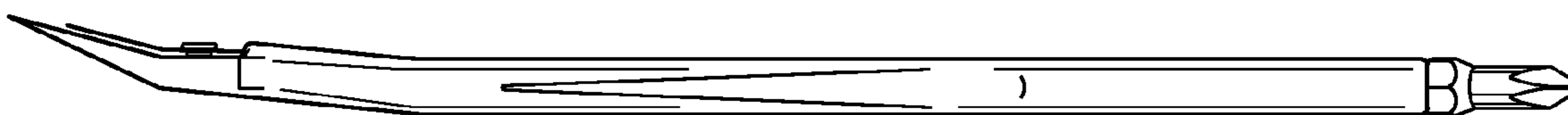


FIG. 5

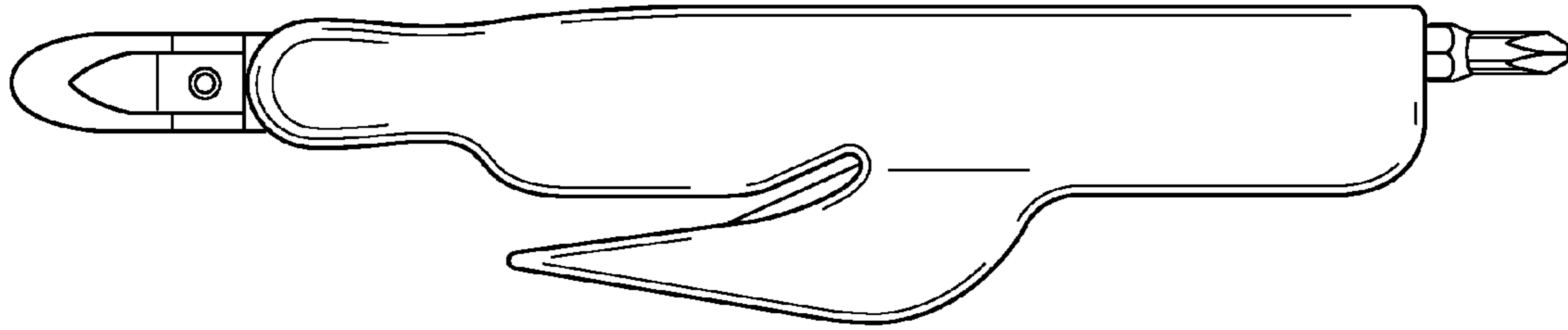


FIG. 6

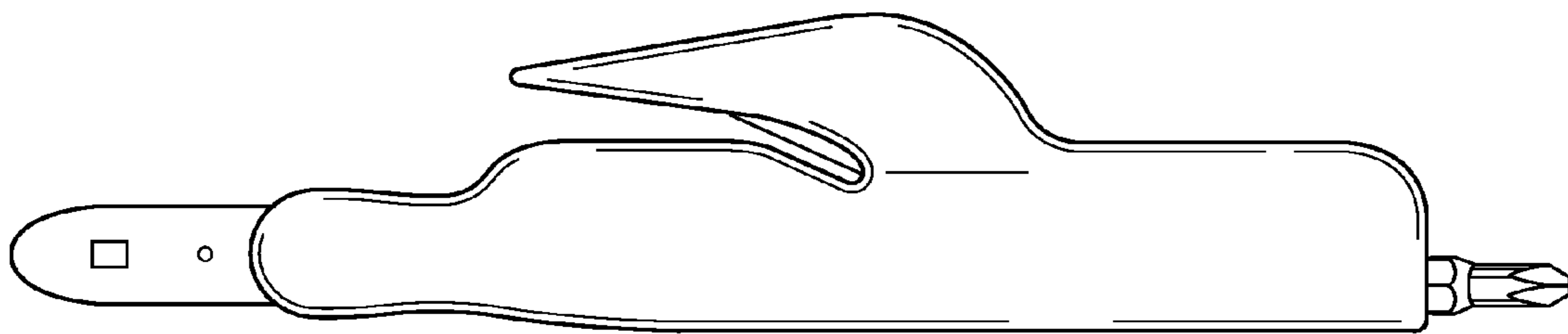


FIG. 7

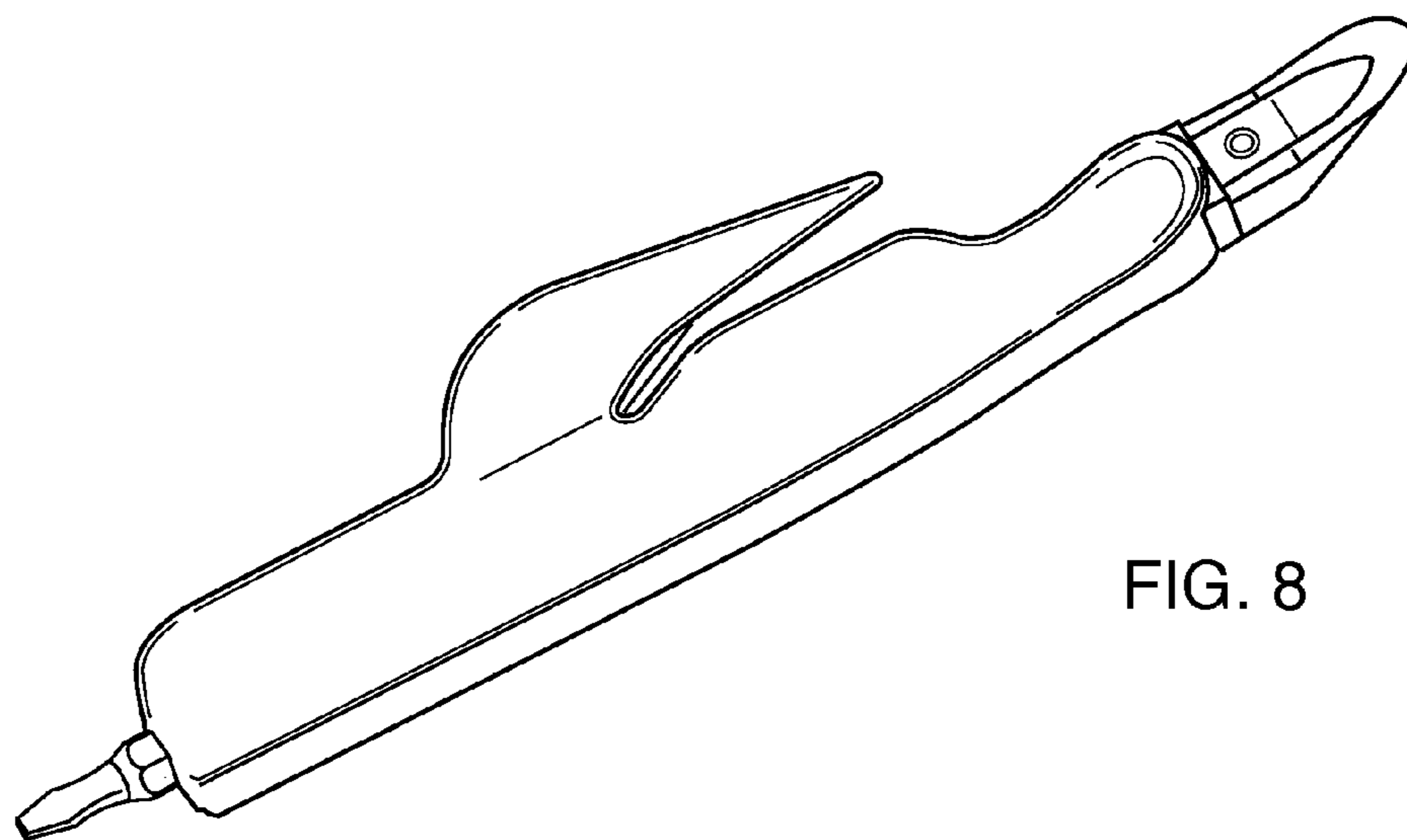


FIG. 8

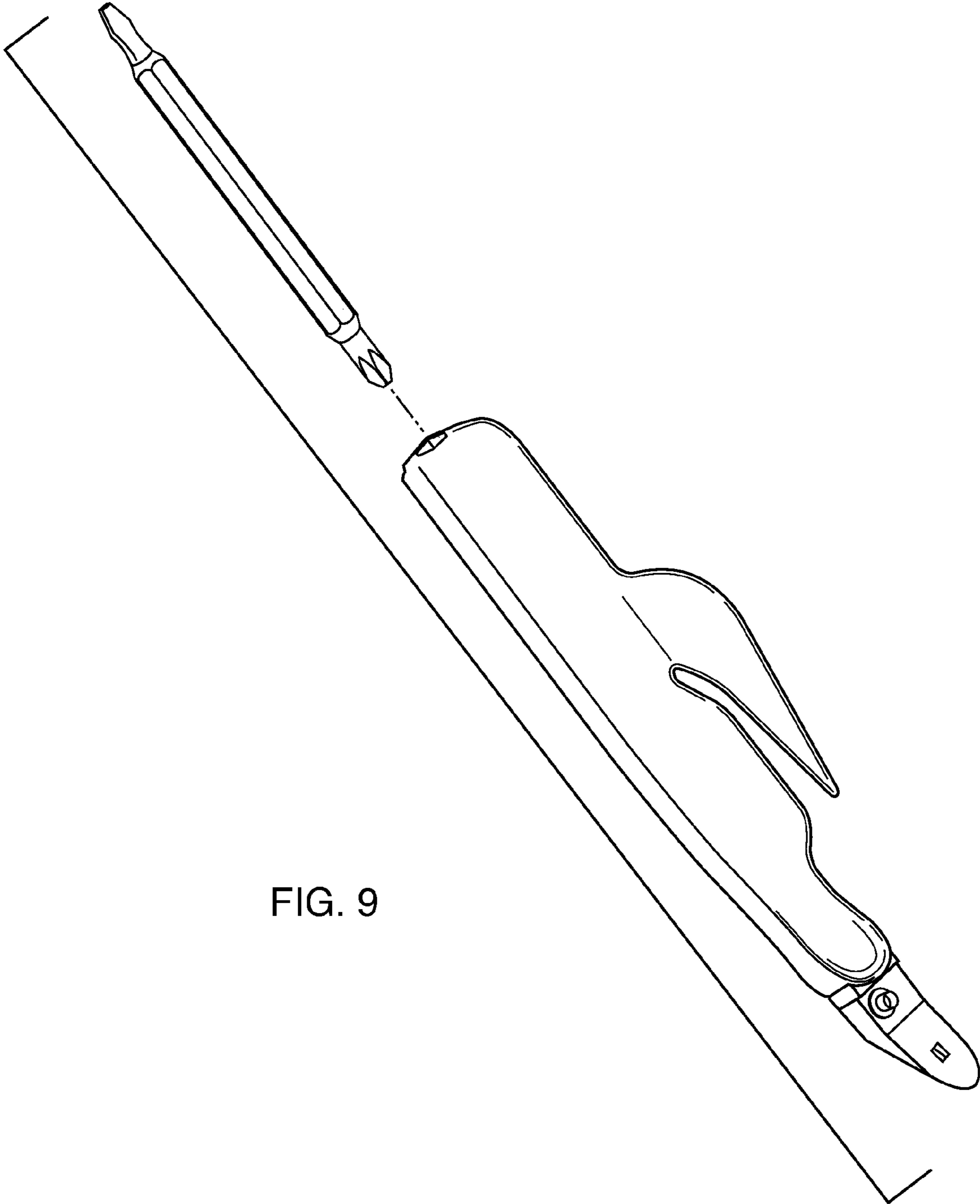


FIG. 9