



US00D585251S

(12) **United States Design Patent**
Lee et al.

(10) **Patent No.:** **US D585,251 S**
(45) **Date of Patent:** **** Jan. 27, 2009**

(54) **HAND PRUNER**

(75) Inventors: **Hyok Lee**, Corona, CA (US); **Michael E. Williams**, San Marcos, CA (US); **Thomas Gaboury**, El Cajon, CA (US); **Philip Curtis Rogers**, Temecula, CA (US); **Nghiem Tran**, Corona, CA (US); **Stephen James Hull**, Chandler, CA (US)

D439,117 S *	3/2001	Deville	D8/5
D496,838 S *	10/2004	Tomchak et al.	D8/5
D499,317 S *	12/2004	Tatic	D8/5
D501,379 S *	2/2005	Lipscomb et al.	D8/5
D502,067 S *	2/2005	Albert et al.	D8/5
D506,906 S *	7/2005	Wu	D8/5
D547,140 S *	7/2007	Shan	D8/5
D547,141 S *	7/2007	Shan	D8/5
D552,435 S *	10/2007	Bohlman et al.	D8/5
D557,086 S *	12/2007	Lipscomb et al.	D8/5

(73) Assignee: **Corona Clipper, Inc.**, Corona, CA (US)

* cited by examiner

(**) Term: **14 Years**

Primary Examiner—Holly H Baynham
Assistant Examiner—Sheryl Lane

(21) Appl. No.: **29/298,000**

(57) **CLAIM**

(22) Filed: **Nov. 26, 2007**

We claim the ornamental design for a hand pruner, as shown and described.

(51) **LOC (9) Cl.** **08-01**

(52) **U.S. Cl.** **D8/5**

(58) **Field of Classification Search** D8/4,
D8/5, 57; 30/135, 131, 299, 260, 262, 251
See application file for complete search history.

DESCRIPTION

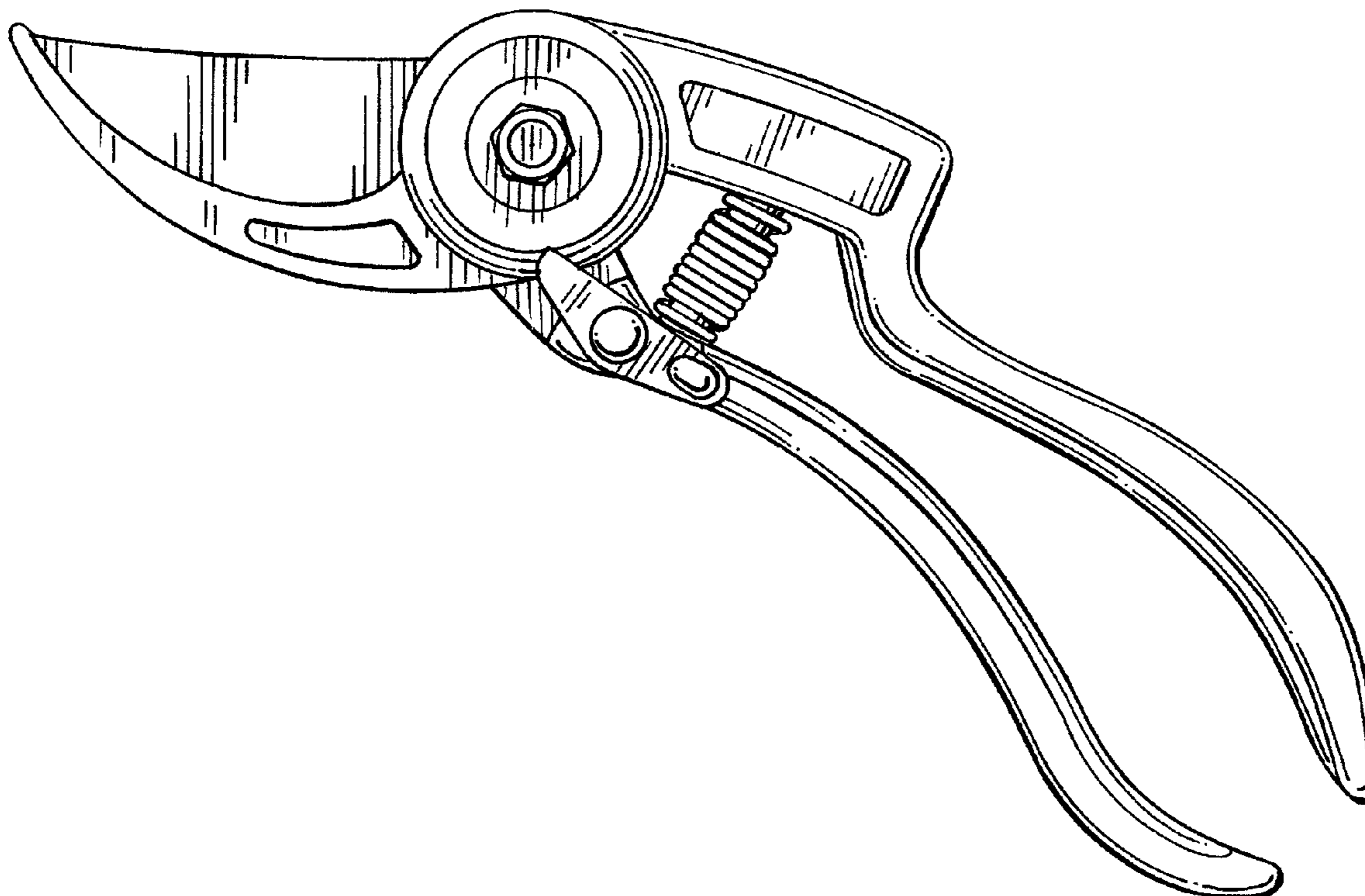
FIG. 1 is a left side view of the ornamental design;
FIG. 2 is a right side view of the ornamental design;
FIG. 3 is a top view of the ornamental design;
FIG. 4 is a bottom view of the ornamental design;
FIG. 5 is a front end view of the ornamental design; and,
FIG. 6 is a back end view of the ornamental design.

(56) **References Cited**

U.S. PATENT DOCUMENTS

4,341,016 A *	7/1982	Harrison et al.	30/262
5,243,762 A *	9/1993	Orthey	30/254
D353,524 S *	12/1994	Her	D8/5
D390,430 S *	2/1998	Chai et al.	D8/5

1 Claim, 4 Drawing Sheets



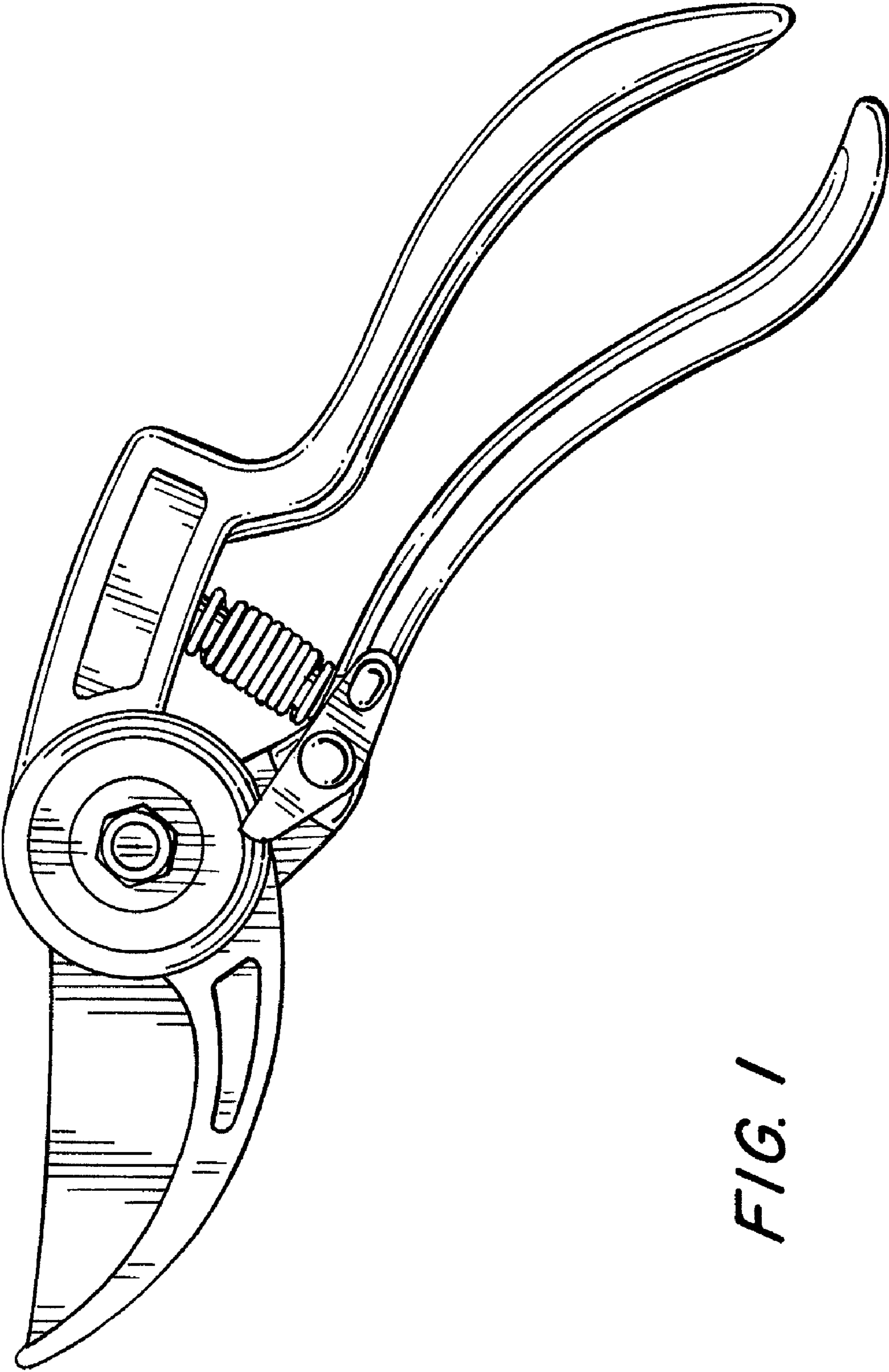


FIG. 1

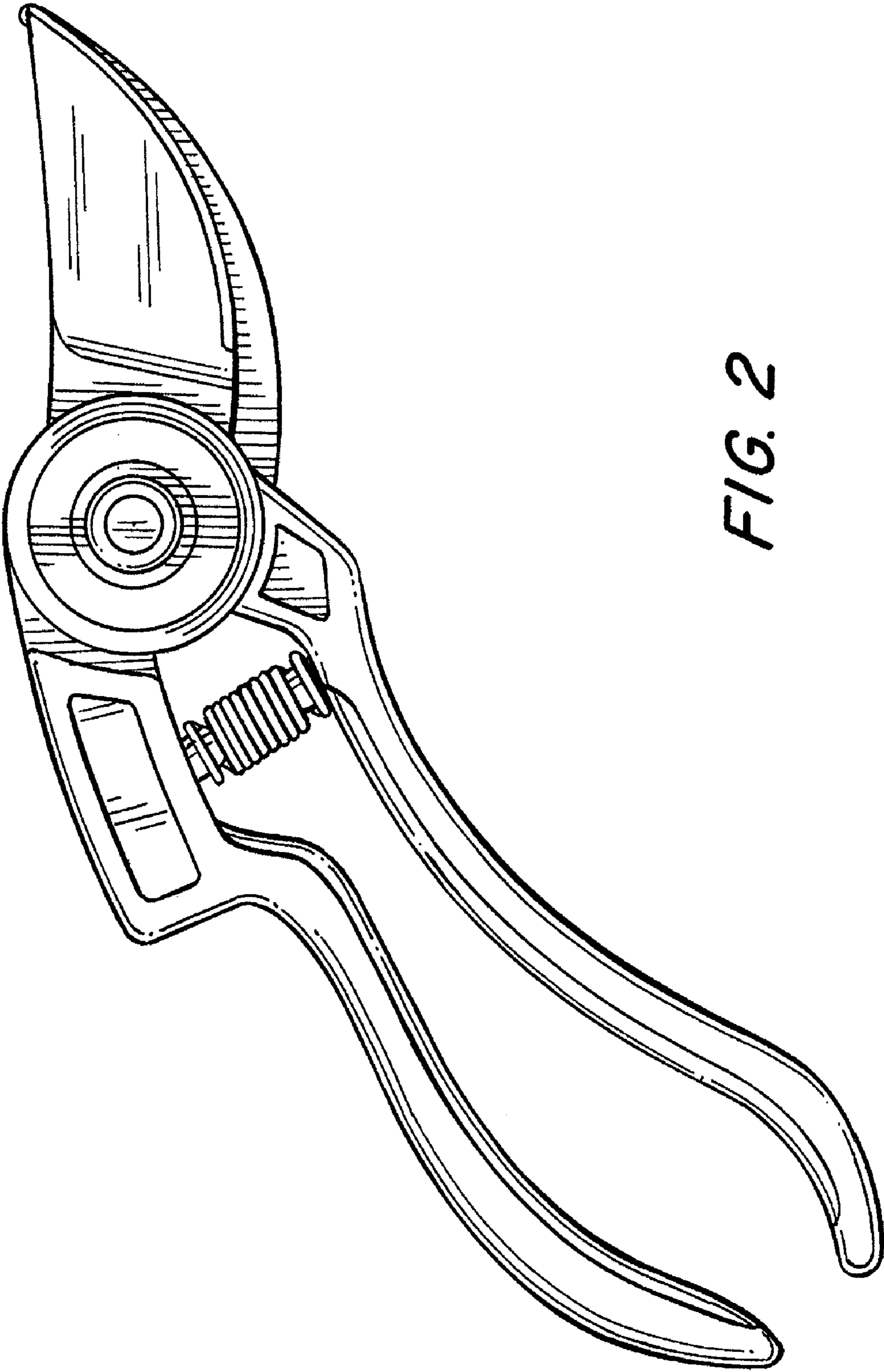


FIG. 2

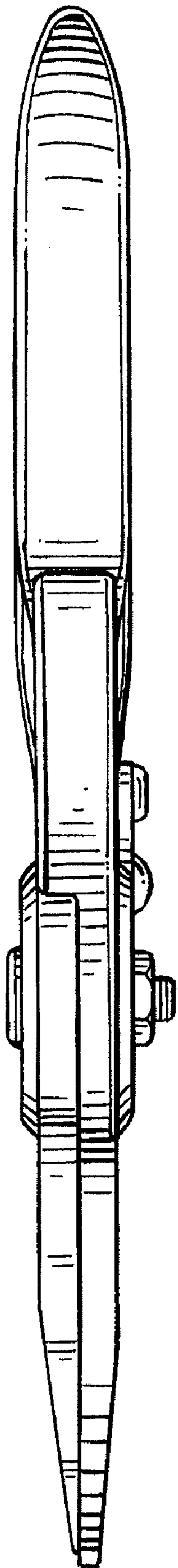


FIG. 3

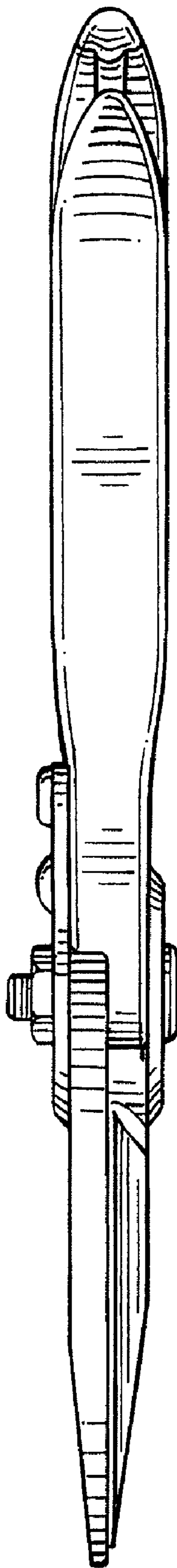


FIG. 4

FIG. 6

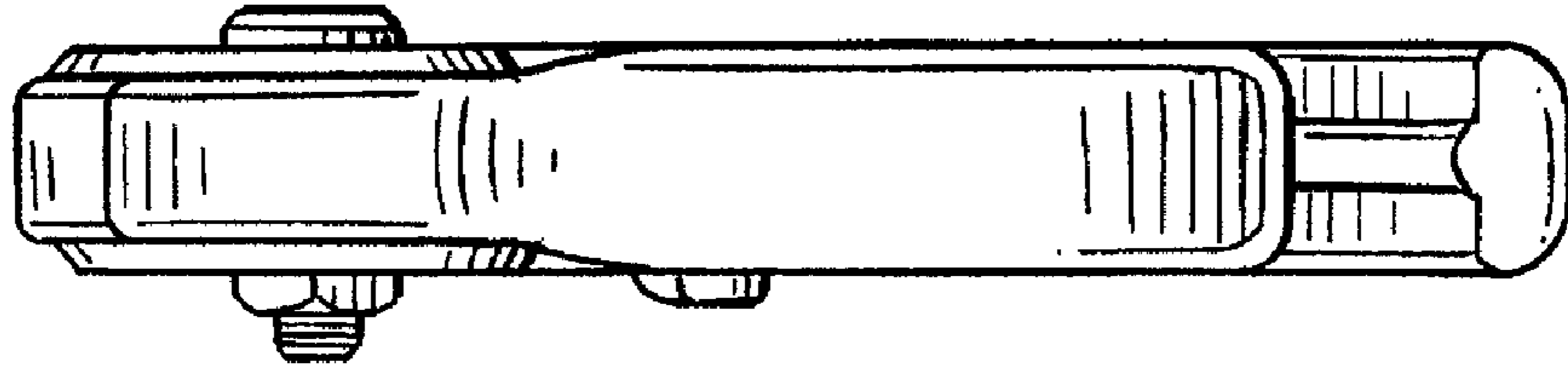


FIG. 5

