



US00D585249S

(12) **United States Design Patent**
Ballu

(10) **Patent No.:** **US D585,249 S**
(45) **Date of Patent:** **** Jan. 27, 2009**

(54) **CANE FOR WEEDING**

(75) Inventor: **Patrick Ballu**, Epernay (FR)

(73) Assignee: **Exel Industries** (FR)

(**) Term: **14 Years**

(21) Appl. No.: **29/278,995**

(22) Filed: **Apr. 17, 2007**

(30) **Foreign Application Priority Data**

Oct. 18, 2006 (FR) 064823

(51) **LOC (9) Cl.** **08-01**

(52) **U.S. Cl.** **D8/1**

(58) **Field of Classification Search** D8/1,
D8/7; 172/22, 25

See application file for complete search history.

(56) **References Cited**

U.S. PATENT DOCUMENTS

2,855,668	A *	10/1958	Ottenad et al.	30/276
2,860,001	A *	11/1958	Garland	294/50.6
D253,390	S *	11/1979	Bartholomew	D8/7
D302,512	S *	8/1989	Slayton	D8/7
D309,242	S *	7/1990	Laslo	D8/6
D382,178	S *	8/1997	Milbury	D8/1
D405,328	S *	2/1999	Bott	D8/1

D411,944	S *	7/1999	Lanz	D8/7
D423,889	S *	5/2000	Heffner	D8/1
6,257,346	B1 *	7/2001	Schofield et al.	172/381
D480,281	S *	10/2003	Ota	D8/8
D541,606	S *	5/2007	Griffin et al.	D8/1

* cited by examiner

Primary Examiner—Holly H Baynham

Assistant Examiner—Sheryl Lane

(74) *Attorney, Agent, or Firm*—Robert F. Zielinski; Buchanan Ingersoll & Rooney PC

(57) **CLAIM**

I claim the ornamental design for a cane for weeding, as shown and described.

DESCRIPTION

FIG. 1 is a perspective view of the cane for weeding according to my new design.

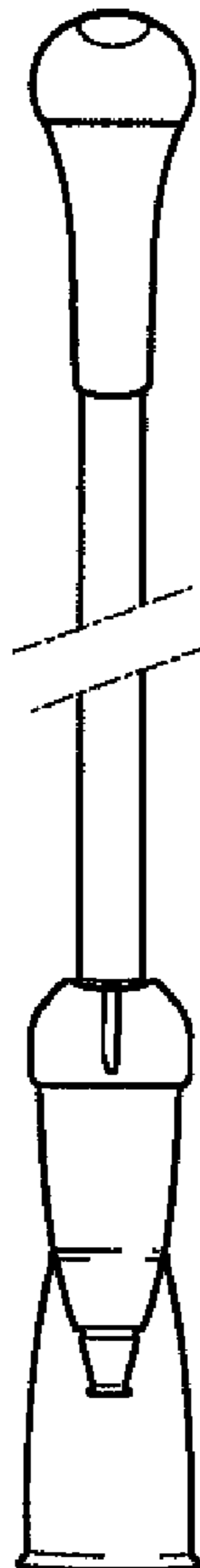
FIG. 2 is a front view of the cane for weeding shown in FIG. 1.

FIG. 3 is a right view of the cane for weeding shown in FIG. 1.

FIG. 4 is a rear view of the cane for weeding shown in FIG. 1; and,

FIG. 5 is a left view of the cane for weeding shown in FIG. 1.

1 Claim, 5 Drawing Sheets



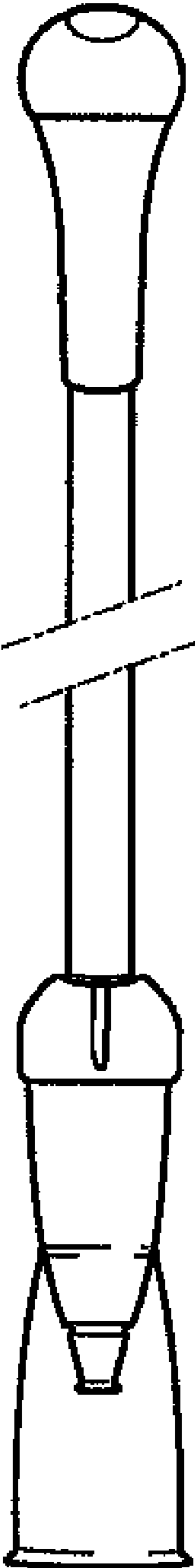


FIG. 1

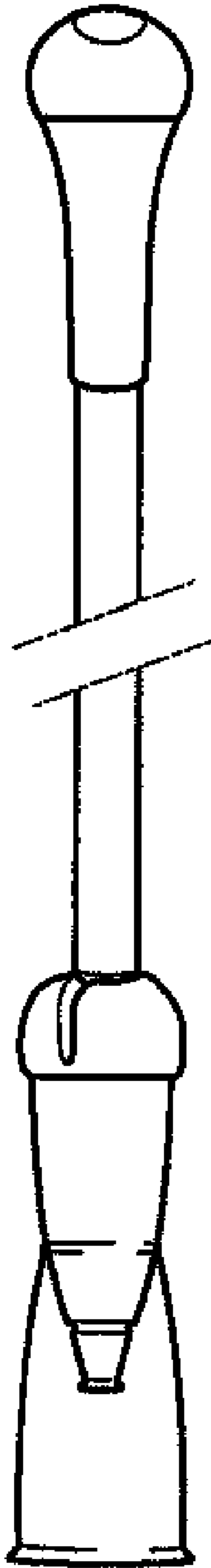


FIG. 2




FIG. 3

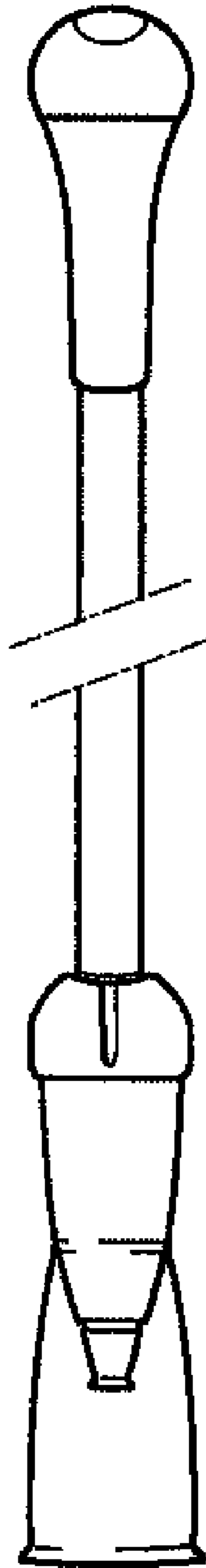


FIG. 4

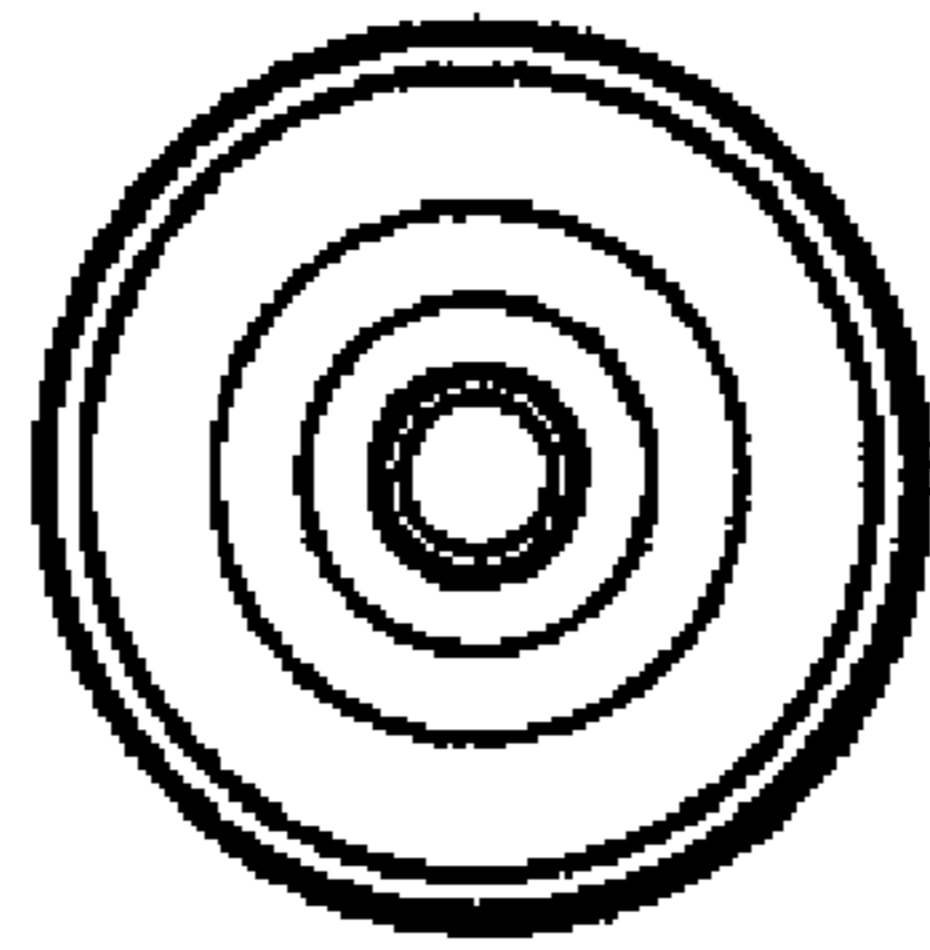


FIG. 5