



US00D585239S

(12) **United States Design Patent**
Thurlow et al.

(10) **Patent No.:** **US D585,239 S**

(45) **Date of Patent:** **** Jan. 27, 2009**

(54) **LID FOR AN ARTICLE OF COOKWARE**

D532,294 S * 11/2006 Fager et al. D9/435
D567,029 S * 4/2008 Valderrama et al. D7/545

(75) Inventors: **Heida L. Thurlow**, Houston, TX (US);
Scott A. Henderson, Brooklyn, NY (US)

* cited by examiner

(73) Assignee: **Lentrade, Inc.**, Houston, TX (US)

Primary Examiner—Joel Sincavage

Assistant Examiner—Ricky Pham

(**) Term: **14 Years**

(74) *Attorney, Agent, or Firm*—Patrick K. Steele; Streets & Steele

(21) Appl. No.: **29/323,899**

(57) **CLAIM**

(22) Filed: **Sep. 3, 2008**

The ornamental design for a lid for an article of cookware, as shown and described.

(51) **LOC (9) Cl.** **07-02**

(52) **U.S. Cl.** **D7/391**

(58) **Field of Classification Search** D7/317–319,
D7/354, 359, 391–392.1, 392, 396.2, 500–505,
D7/510–511, 538–545, 602, 629; D9/429,
D9/435, 440, 443–444, 447–454, 503–504;
215/200, 211, 224, 243, 252; 220/293, 367.1,
220/523, 700–703, 711, 713–715, 719, 780
See application file for complete search history.

DESCRIPTION

FIG. 1 is a front perspective view of a lid for an article of cookware, showing our new design;

FIG. 2 is a top plan view thereof;

FIG. 3 is a bottom plan view thereof;

FIG. 4 is a side elevation view thereof, the opposite side of which is an identical mirror image; and,

FIG. 5 is an end elevation view thereof, the opposite end of which is an identical mirror image.

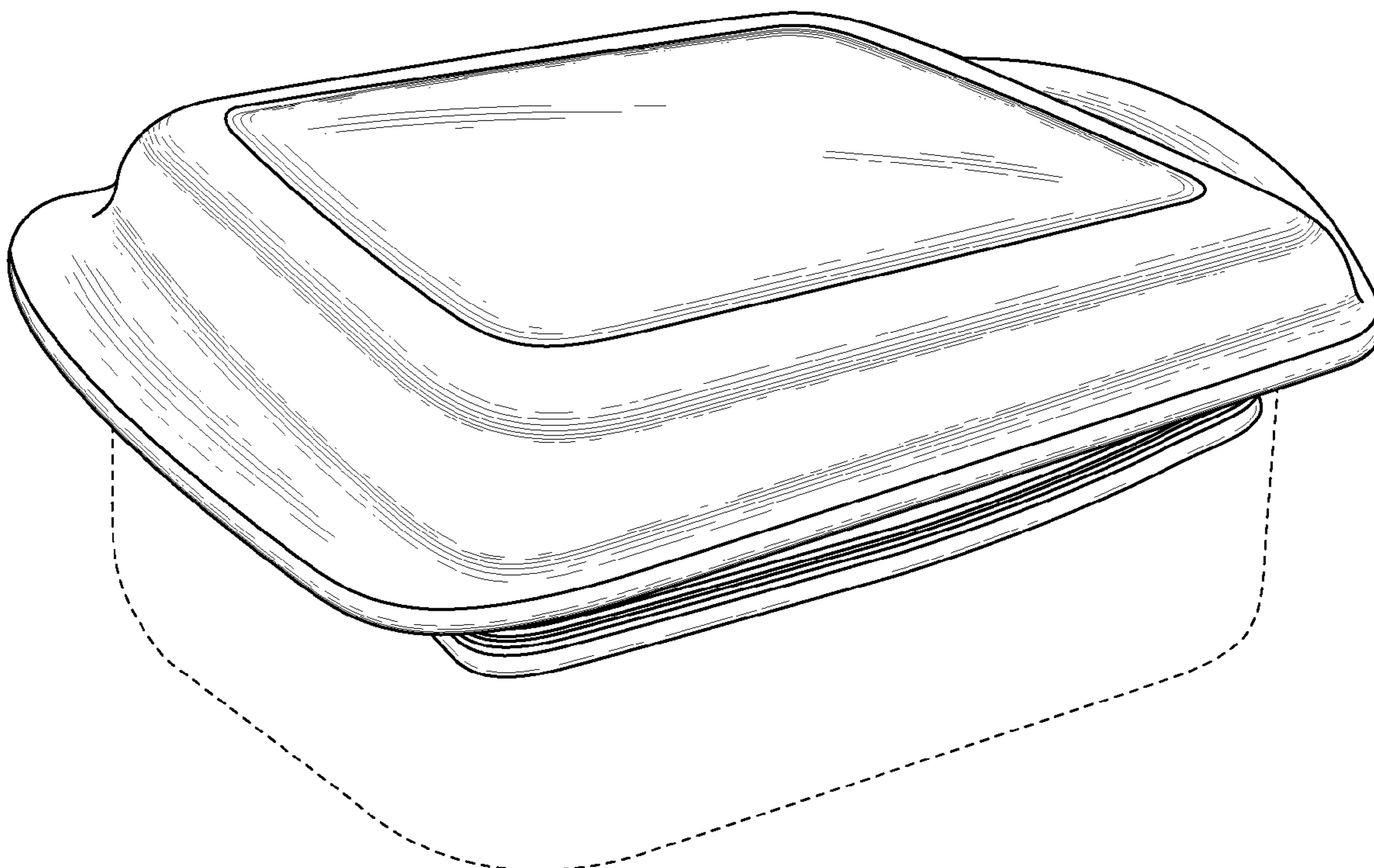
In FIGS. 1 and 3–5, the dotted lines shown in the drawings are environmental only and form no part of the claimed design. These dotted lines merely illustrate an article of cookware on which the inventive lid may be used.

(56) **References Cited**

U.S. PATENT DOCUMENTS

- D248,142 S * 6/1978 Greger D7/359
- D289,719 S * 5/1987 Daenen et al. D7/392.1
- D326,797 S * 6/1992 Pomroy et al. D7/538
- D348,377 S * 7/1994 Douglas D7/538
- D416,754 S * 11/1999 Laib D7/392.1
- D417,367 S * 12/1999 Laib D7/602

1 Claim, 3 Drawing Sheets



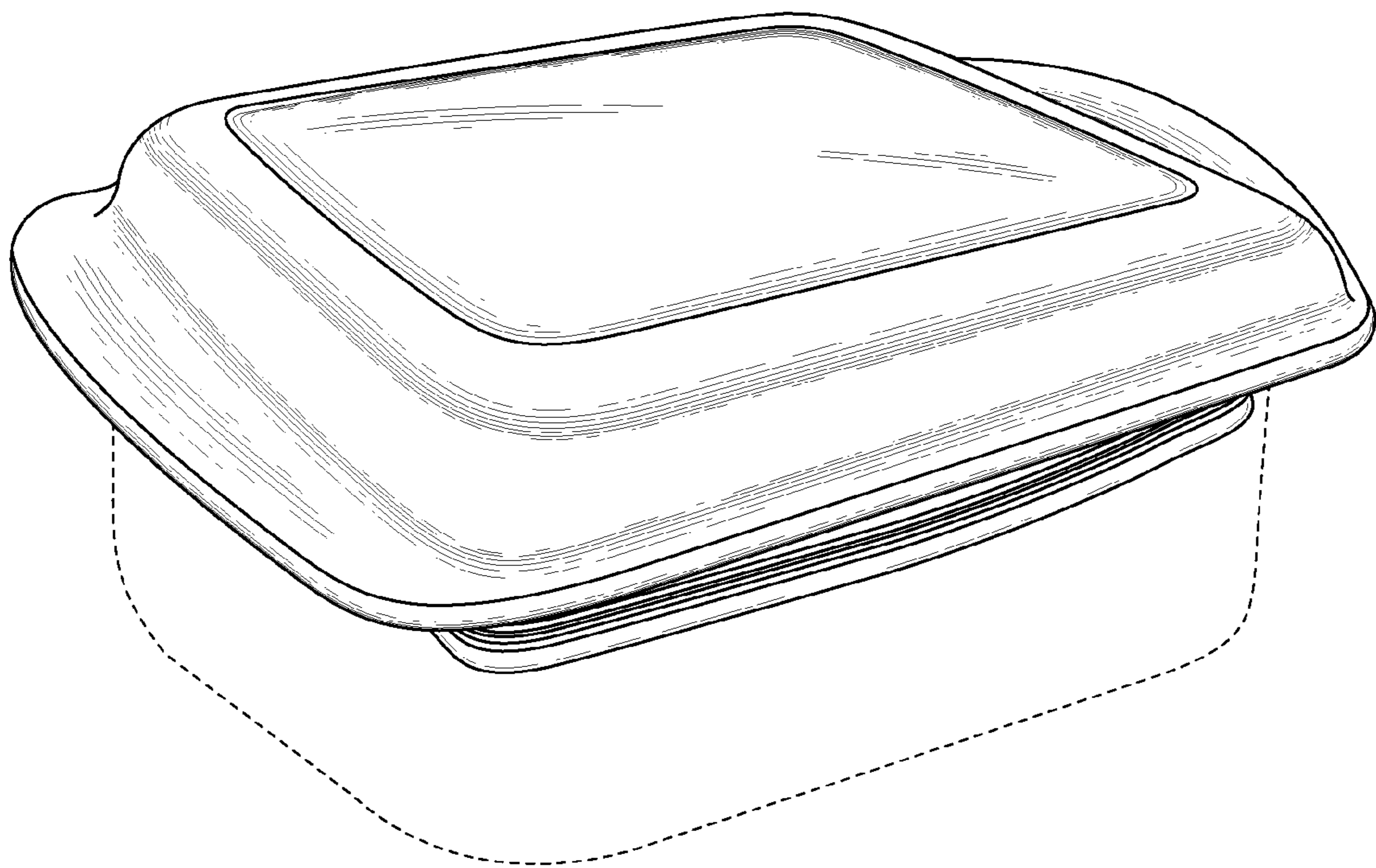


FIG. 1




FIG. 2




FIG. 3

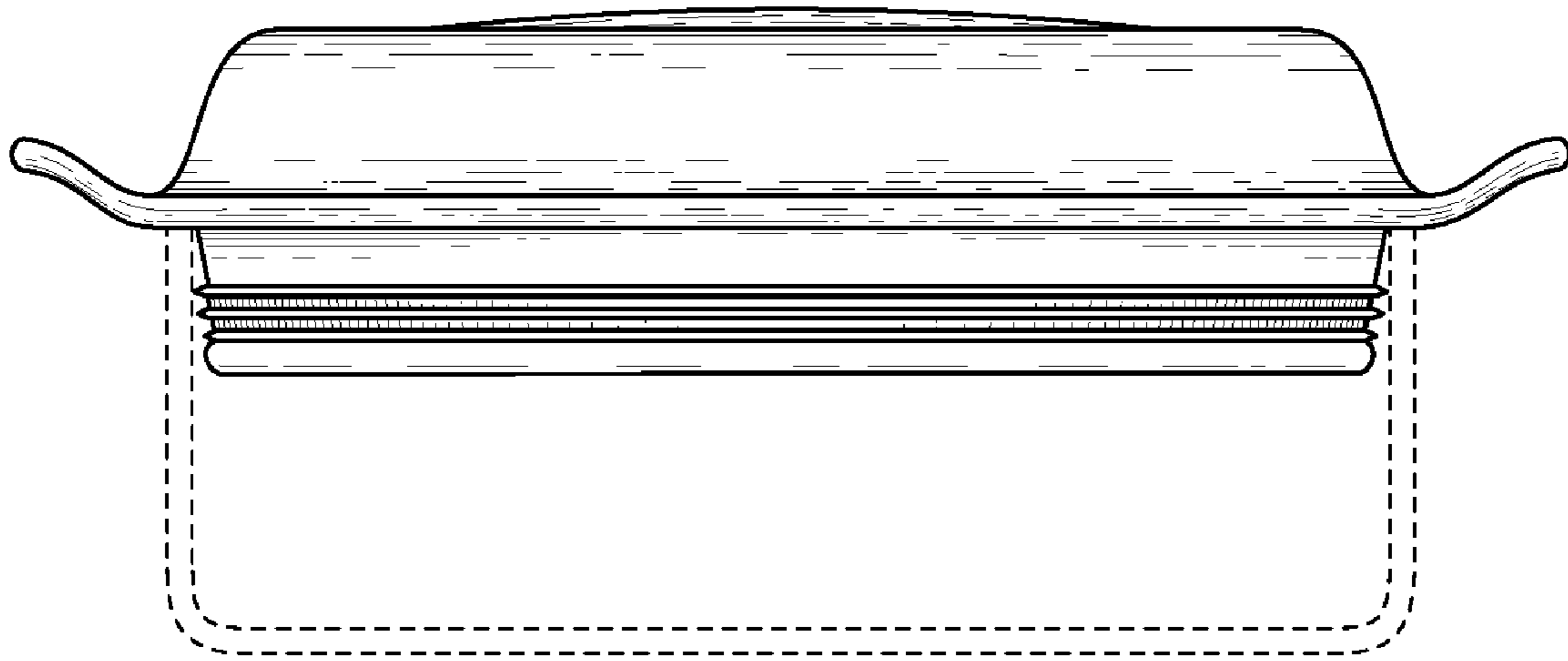


FIG. 4

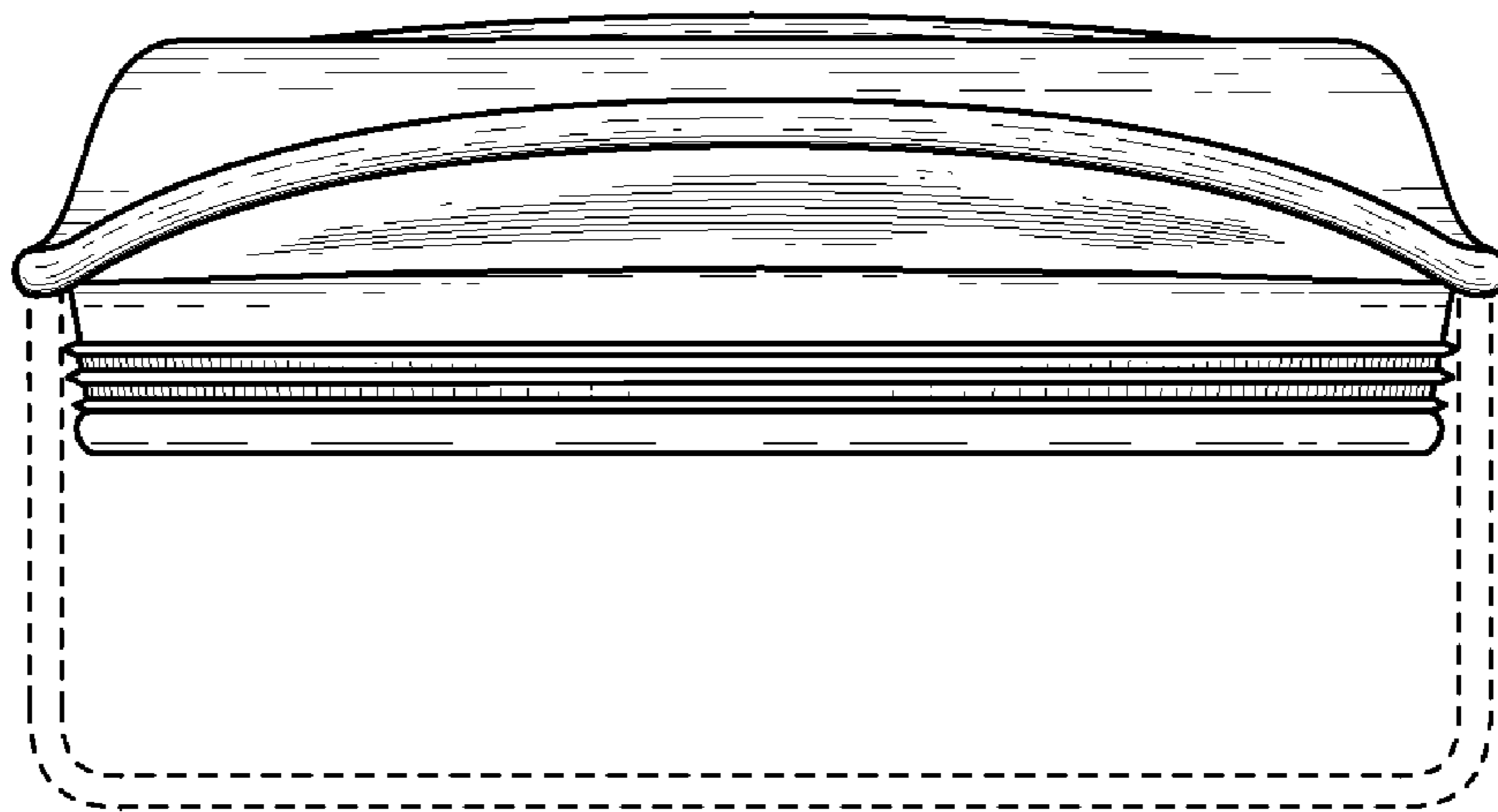


FIG. 5