



US00D585234S

(12) **United States Design Patent**  
**Winebrenner**

(10) **Patent No.:** **US D585,234 S**

(45) **Date of Patent:** **\*\* Jan. 27, 2009**

(54) **TURKEY FRYER WIND BARRIER**

(75) Inventor: **Len Aris Winebrenner**, 11734 Barkley Rd., Hoagland, IN (US) 46745

(73) Assignee: **Len Aris Winebrenner**, Hoagland, IN (US)

(\*\*) Term: **14 Years**

(21) Appl. No.: **29/297,880**

(22) Filed: **Nov. 20, 2007**

(51) **LOC (9) Cl.** ..... **07-02**

(52) **U.S. Cl.** ..... **D7/335**

(58) **Field of Classification Search** ..... D7/332-338,  
D7/402-405; 126/25 R, 29-30, 25 A, 25 AA,  
126/9 R, 9 B, 8, 38, 41 R, 40, 50, 304 R,  
126/305; 99/450, 419, 444, 445; D34/7;  
220/908

See application file for complete search history.

(56) **References Cited**

**U.S. PATENT DOCUMENTS**

D180,187 S *	4/1957	Gunn	.....	D34/7
D244,249 S *	5/1977	Boswell et al.	.....	D7/332
D463,948 S *	10/2002	Innes	.....	D7/332
6,615,821 B1 *	9/2003	Fisenko	.....	126/25 R
D481,903 S *	11/2003	Hester	.....	D7/332

\* cited by examiner

*Primary Examiner*—Ruth McInroy

(57) **CLAIM**

The ornamental design for a turkey fryer wind barrier, as shown and described.

**DESCRIPTION**

FIG. 1 is a perspective view of a turkey fryer wind barrier, illustrated without a cover, showing my new design;

FIG. 2 is a front elevational view of the invention, illustrated with the cover;

FIG. 3 is a rear elevational view of the invention, illustrated with the cover;

FIG. 4 is a left-side elevational view of the invention, illustrated with the cover;


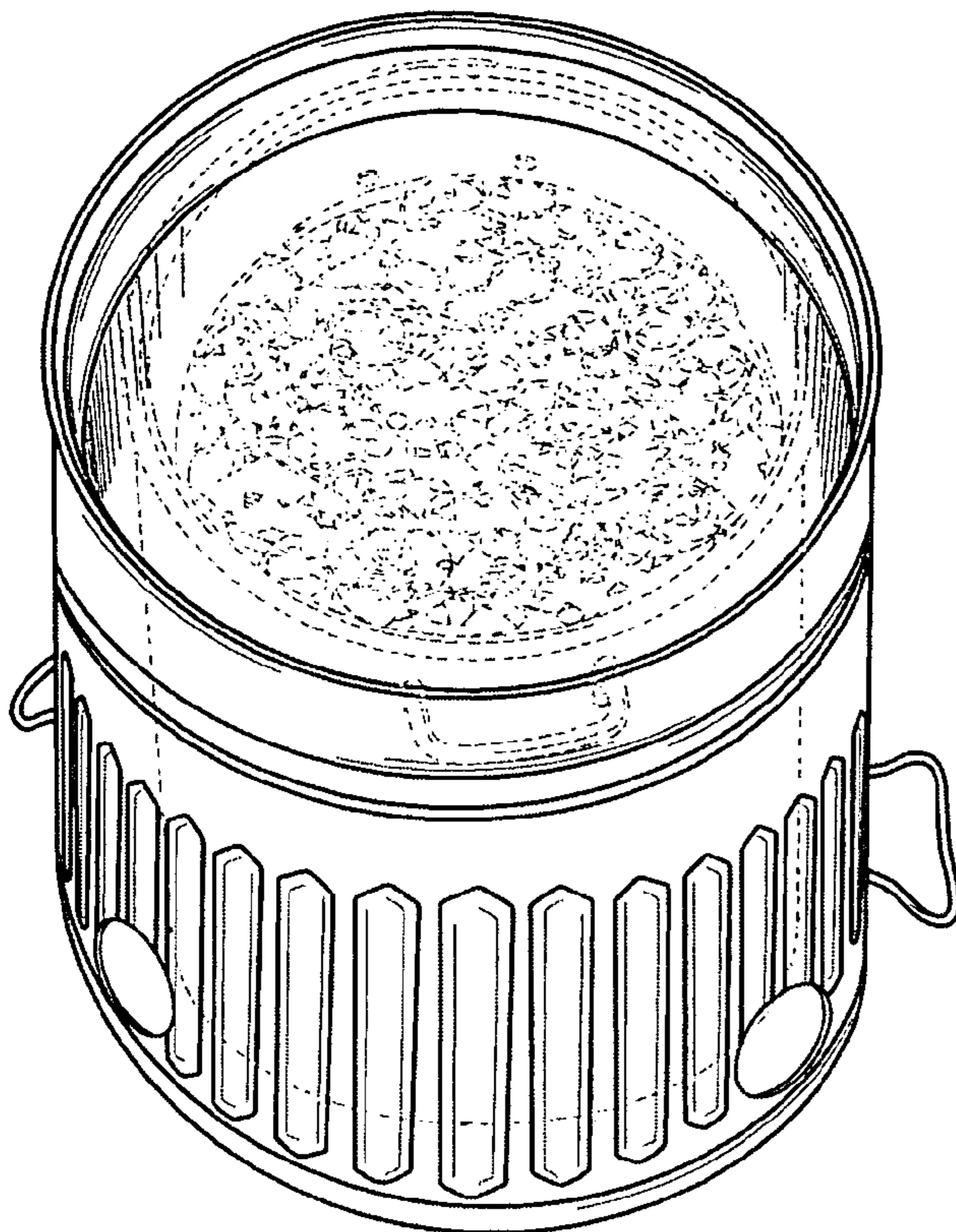
FIG. 5 is a right-side elevational view of the invention, illustrated with the cover;

FIG. 6 is a top plan view of the invention, illustrated with the cover; and,

FIG. 7 is a bottom plan view of the invention, illustrated with the cover.

The broken lines showing a turkey fryer in FIG. 1 are included for the purpose of illustrating the invention in use, and form no part of the claimed design.

**1 Claim, 2 Drawing Sheets**



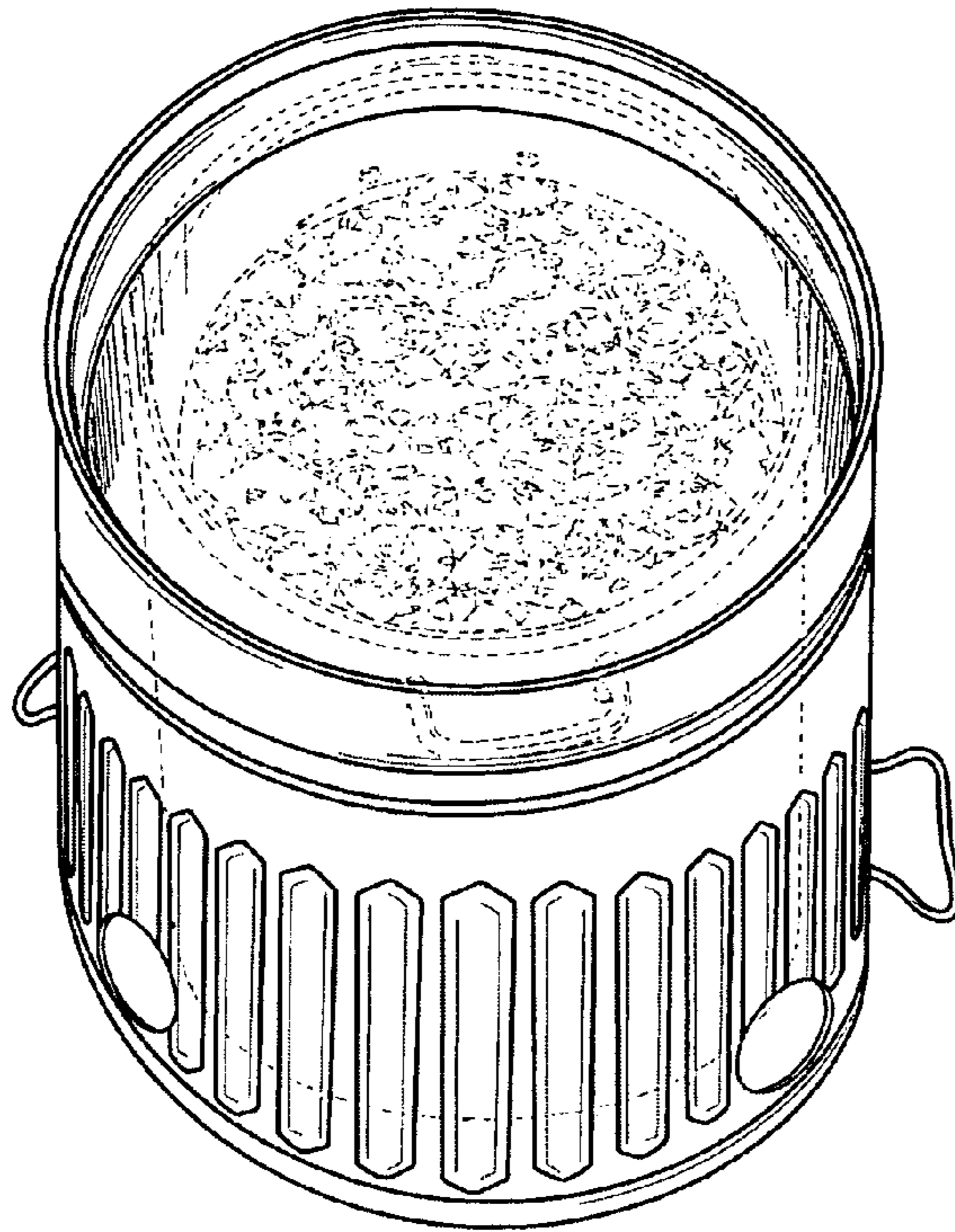


FIG. 1




FIG. 2




FIG. 3

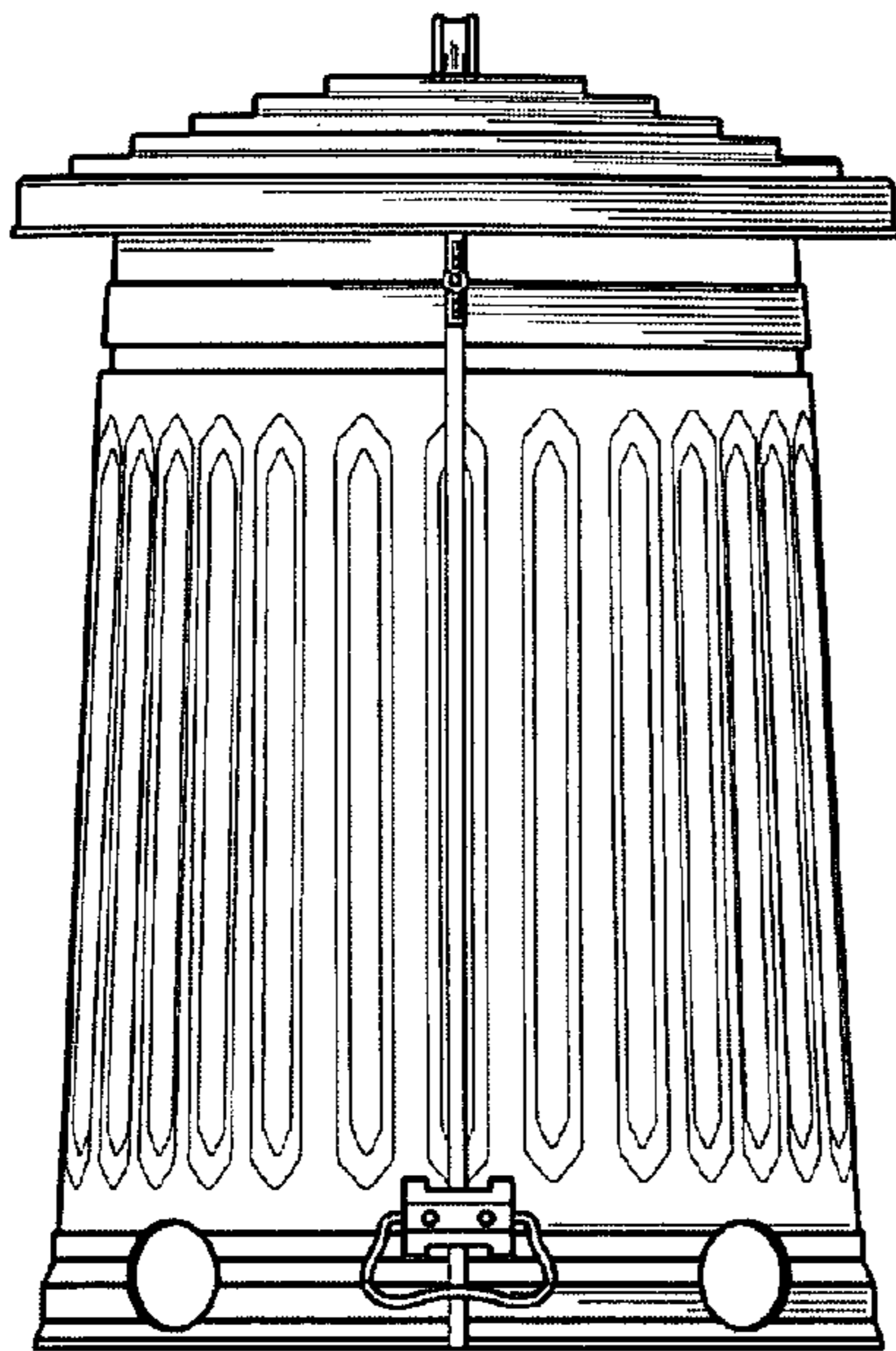


FIG. 4




FIG. 5

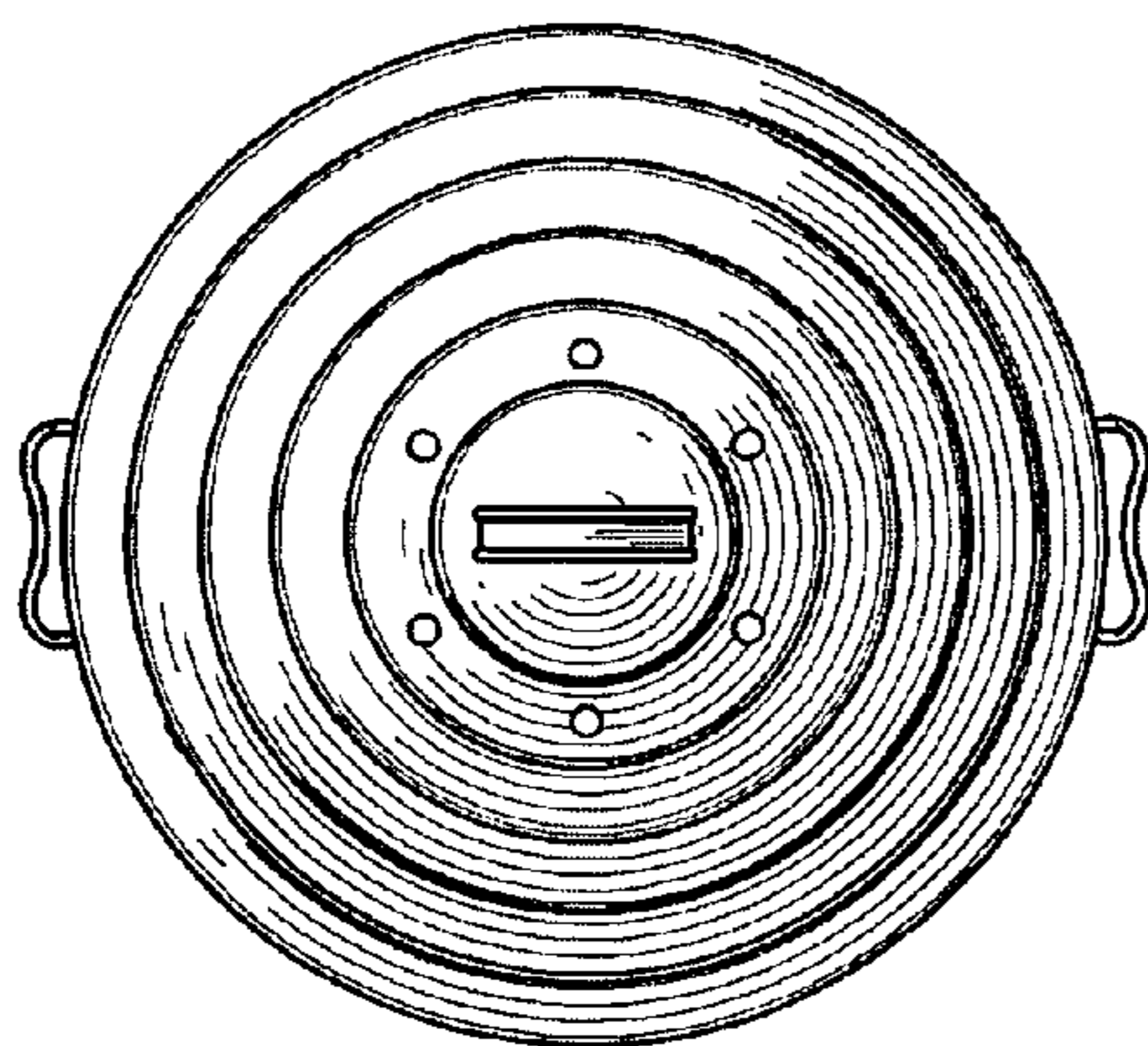


FIG. 6

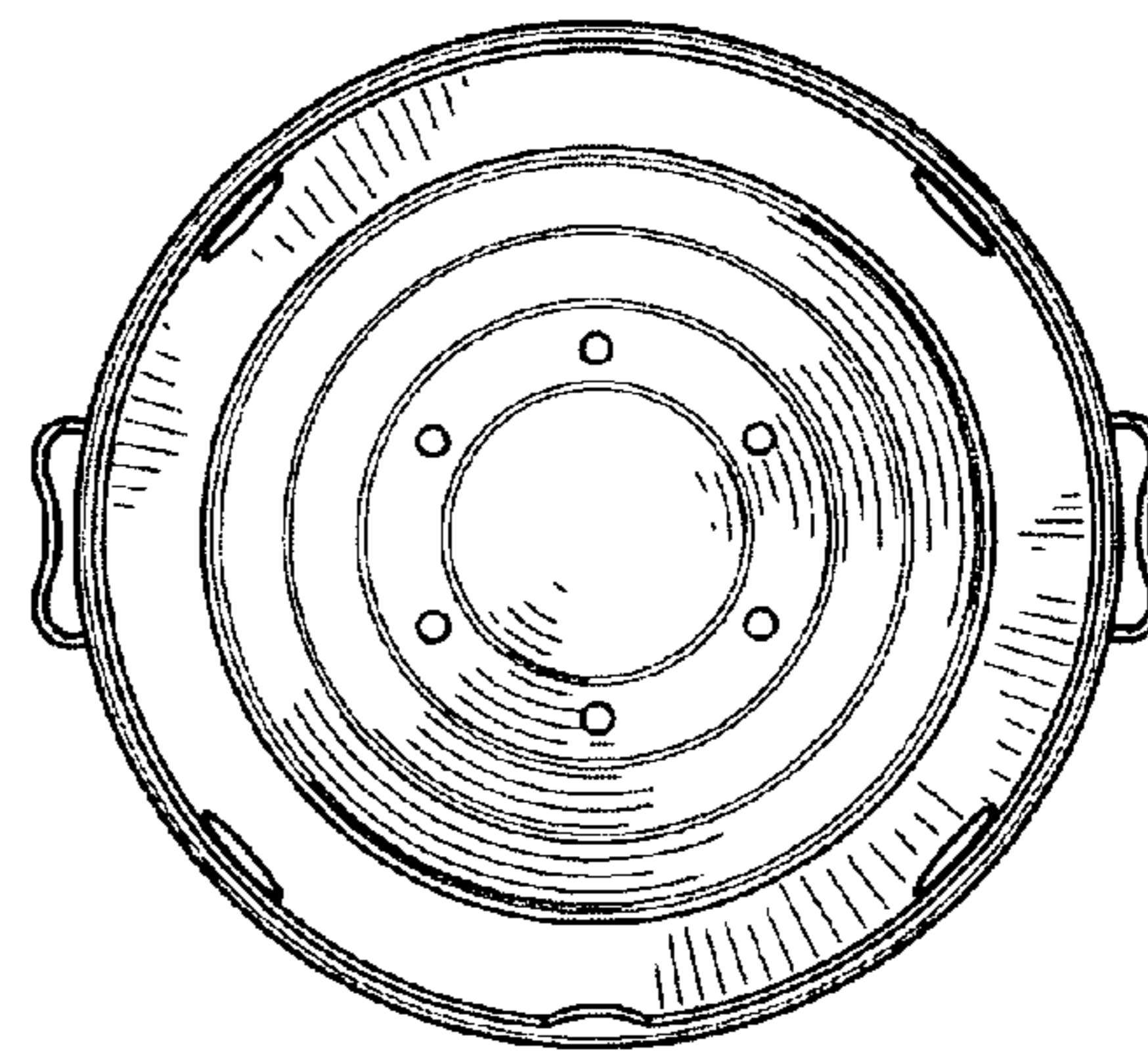


FIG. 7