



US00D585231S

(12) **United States Design Patent**  
**Bulala et al.**

(10) **Patent No.:** **US D585,231 S**  
(45) **Date of Patent:** **\*\* Jan. 27, 2009**

(54) **WATER PITCHER**

(75) Inventors: **Cherie A. Bulala**, Albany, CA (US);  
**German R. Gonzalez**, Dublin, CA (US);  
**Russell E. Bell**, Pleasanton, CA (US)

(73) Assignee: **The Clorox Company**, Oakland, CA (US)

(\*\*) Term: **14 Years**

(21) Appl. No.: **29/277,611**

(22) Filed: **Mar. 2, 2007**

(51) **LOC (9) Cl.** ..... **07-01**  
(52) **U.S. Cl.** ..... **D7/319; D7/317; D7/318**  
(58) **Field of Classification Search** ..... D7/300-322,  
D7/516, 533, 536, 600, 691, 698; D23/207,  
D23/209; 99/297, 319; 210/282, 635; 222/164,  
222/165, 465.1, 466; 215/12.1; 206/515;  
220/4.01

See application file for complete search history.

(56) **References Cited**

**U.S. PATENT DOCUMENTS**

- D323,874 S 2/1992 Hirman et al.
- D331,446 S 12/1992 Gidman
- D336,760 S 6/1993 Raunkjaer
- D345,669 S 4/1994 Piret
- D356,004 S 3/1995 VanValkenburg et al.
- D383,351 S \* 9/1997 DeMore ..... D7/319
- D386,041 S 11/1997 Tanner et al.
- D388,655 S 1/1998 Flom et al.
- D389,004 S 1/1998 Hampshire et al.
- D389,006 S \* 1/1998 Demore et al. .... D7/319
- D398,184 S 9/1998 Silverberg et al.
- D400,392 S 11/1998 Robertson et al.
- D406,003 S 2/1999 Tanner et al.
- D415,922 S 11/1999 Kawasaki et al.
- D416,163 S \* 11/1999 Doritty et al. .... D7/319
- D418,714 S 1/2000 Fox et al.

- D421,361 S 3/2000 Coulson et al.
- D430,449 S \* 9/2000 Yeh ..... D7/319
- D444,662 S 7/2001 McGrath et al.
- D445,293 S 7/2001 Lillelund et al.
- D459,941 S 7/2002 Miller
- D465,377 S 11/2002 Murison et al.
- D497,195 S 10/2004 Nishi et al.
- D520,597 S 5/2006 Witte
- D524,087 S 7/2006 Ali
- D546,113 S 7/2007 Ruoff
- D576,250 S \* 9/2008 Born et al. .... D7/319

**FOREIGN PATENT DOCUMENTS**

- DE 40403886.7 9/2004
- DE 40406643.7 2/2005

\* cited by examiner

*Primary Examiner*—Antoine D Davis

(74) *Attorney, Agent, or Firm*—Thomas C. Feix

(57) **CLAIM**

The ornamental design for a water pitcher, as shown and described.

**DESCRIPTION**

FIG. 1 is a left rear perspective view of a water pitcher of the present invention;

FIG. 2 is a right side view thereof;

FIG. 3 is a left side view thereof;

FIG. 4 is a rear view thereof;


FIG. 5 is a front view thereof;

FIG. 6 is top view thereof; and,

FIG. 7 is a bottom view thereof.

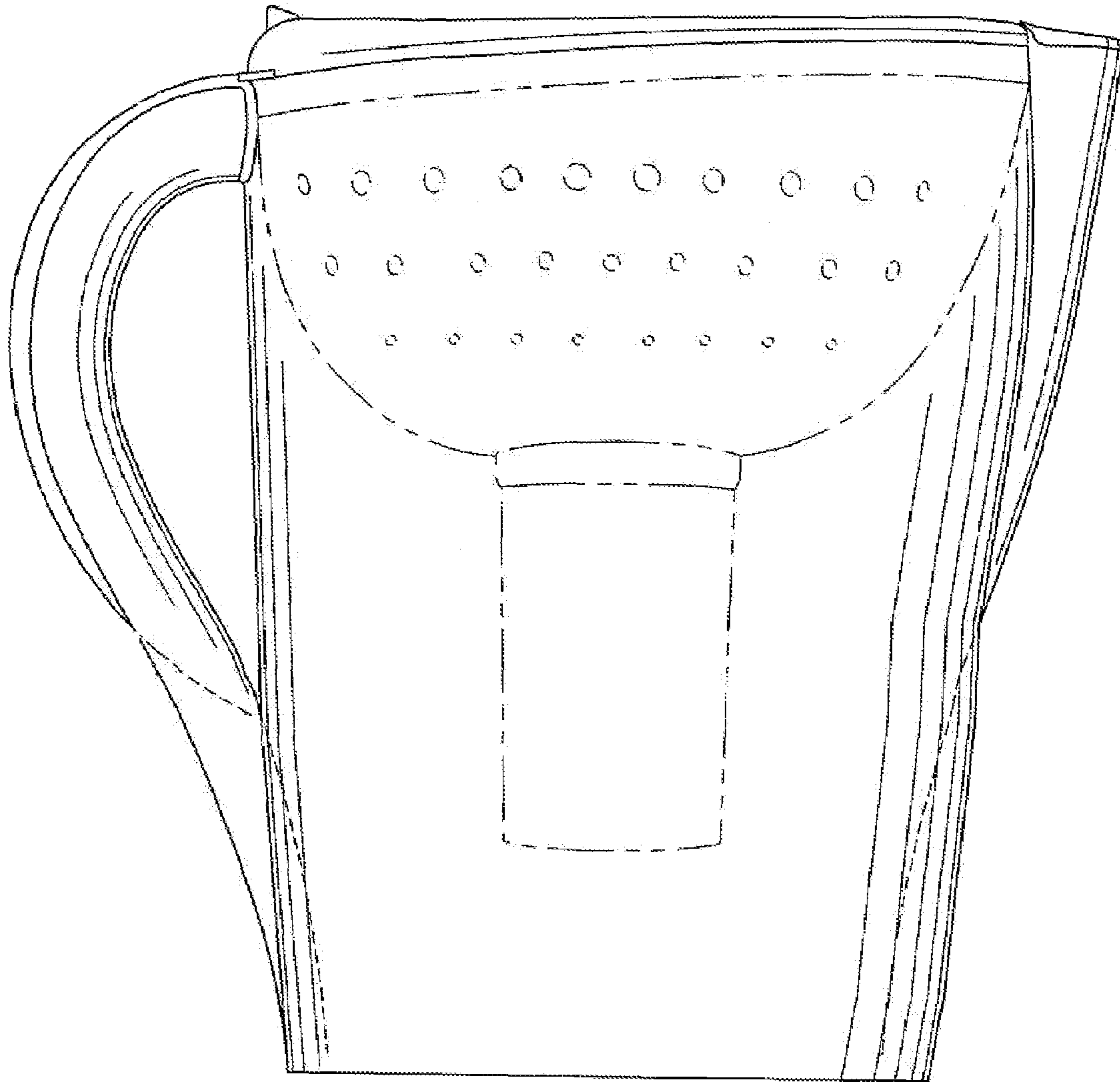
The broken line showing of structural lines is included for the purpose of illustrating non-claimed subject matter and forms no part of the claimed design.

**1 Claim, 6 Drawing Sheets**

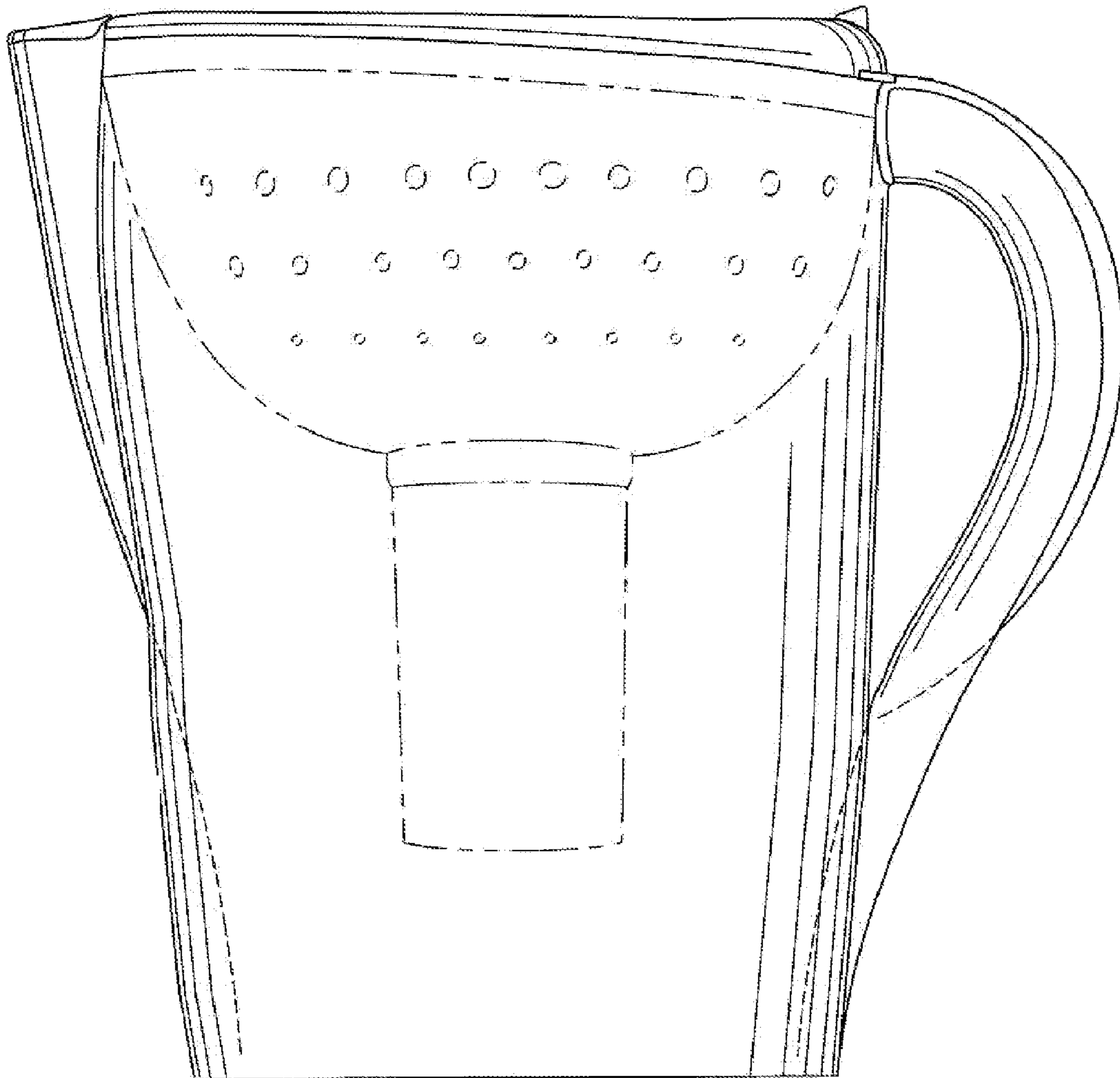




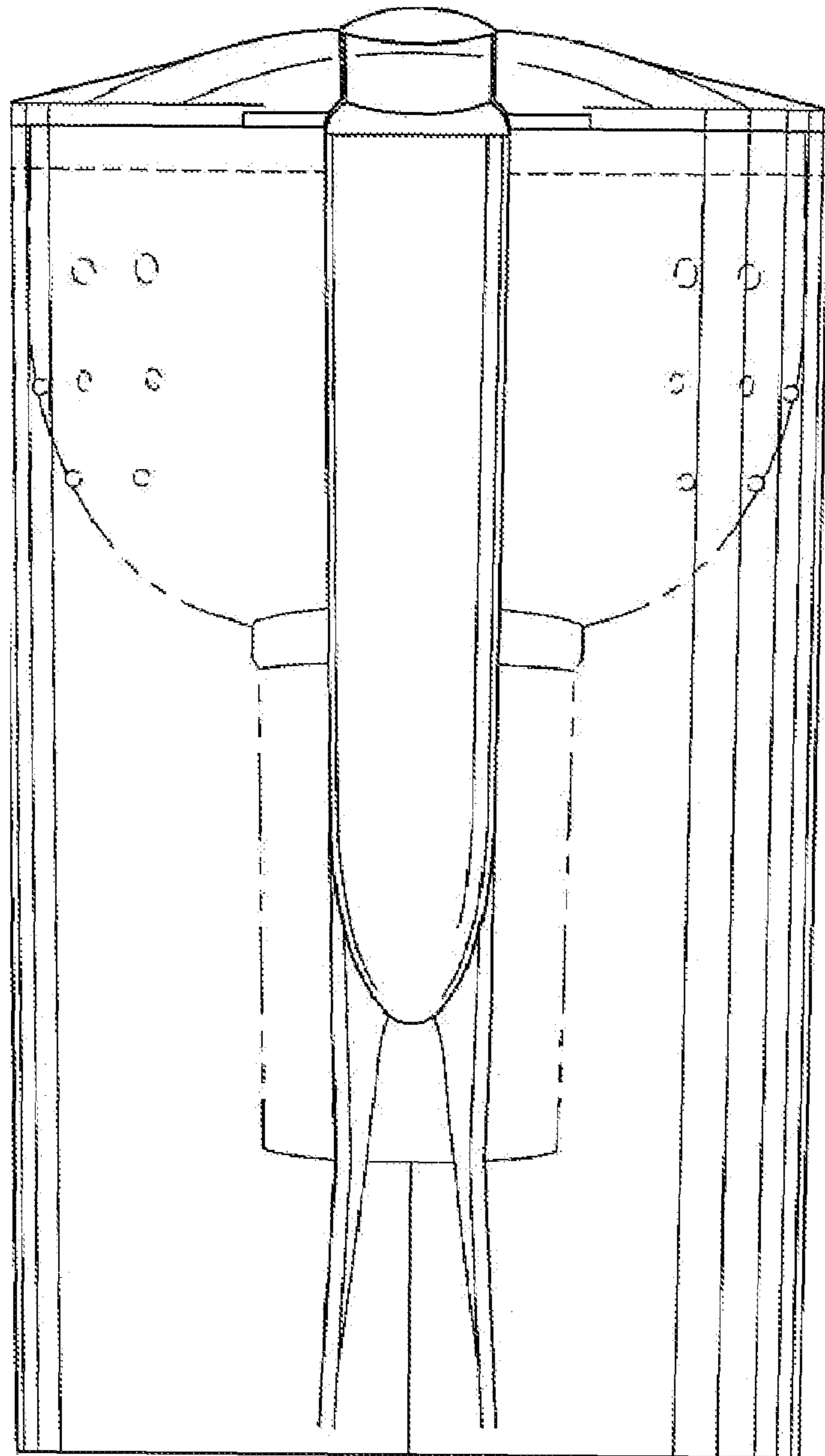
**FIG. - 1**



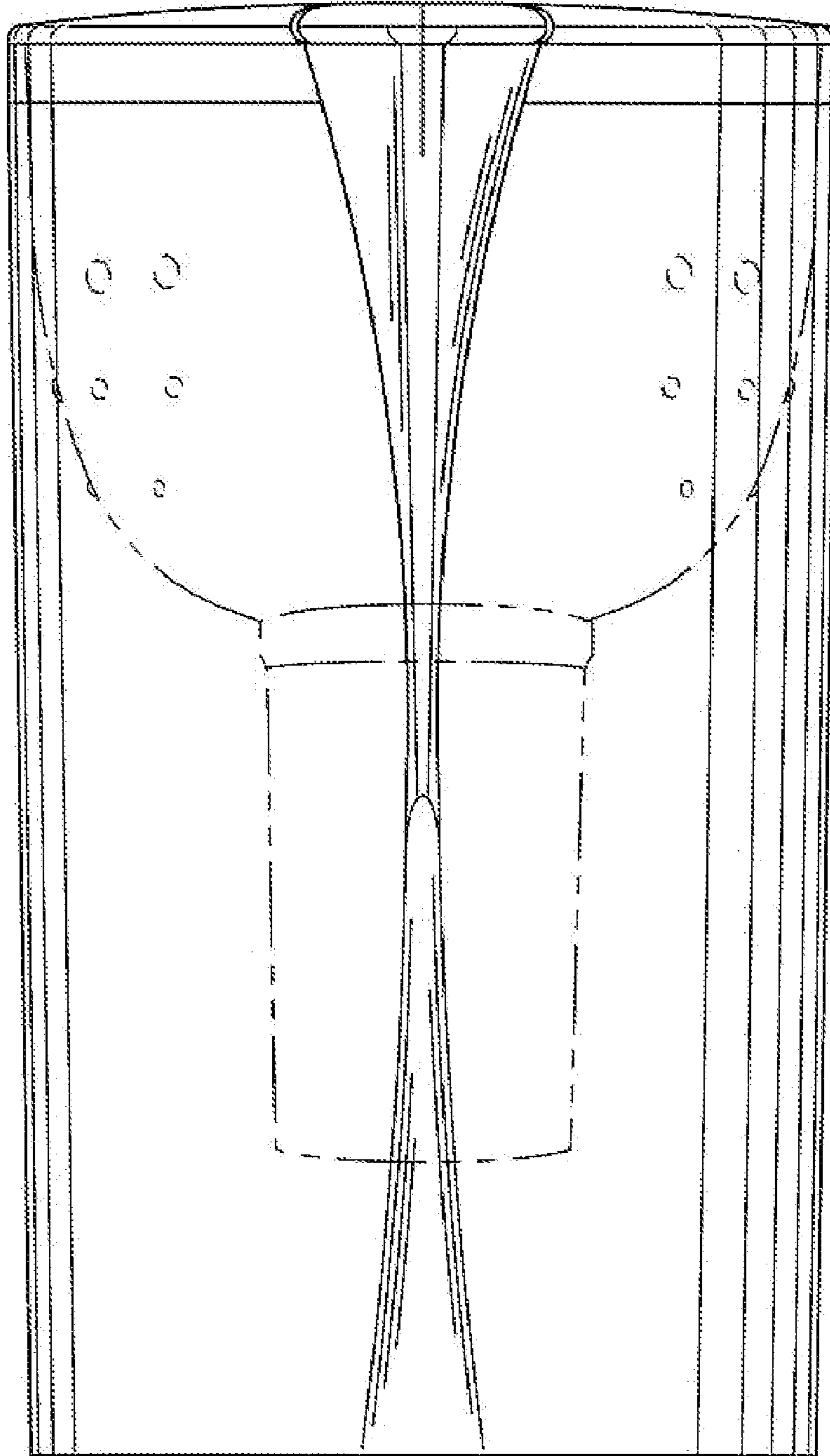
*FIG.-2*



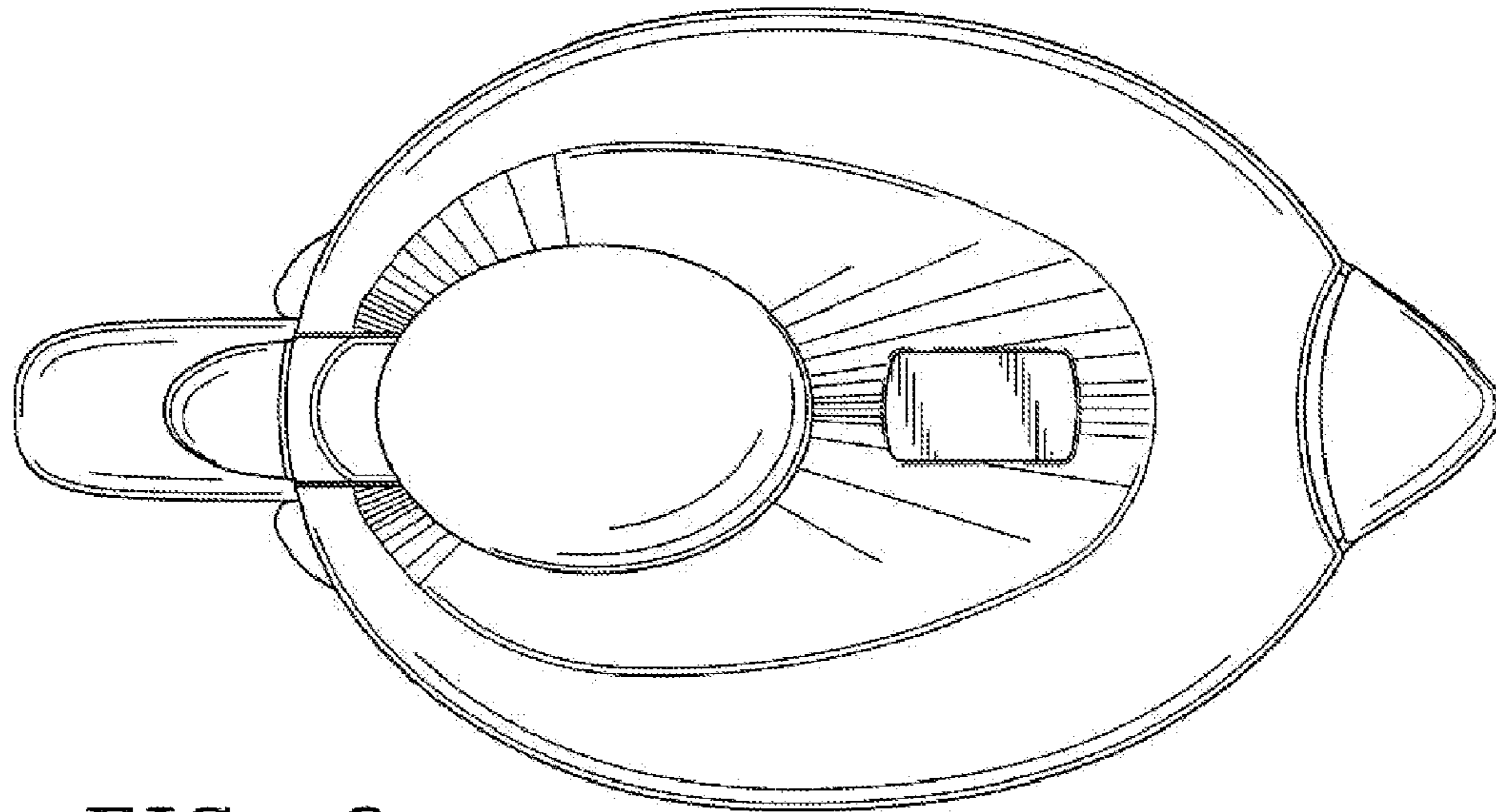
*FIG.-3*



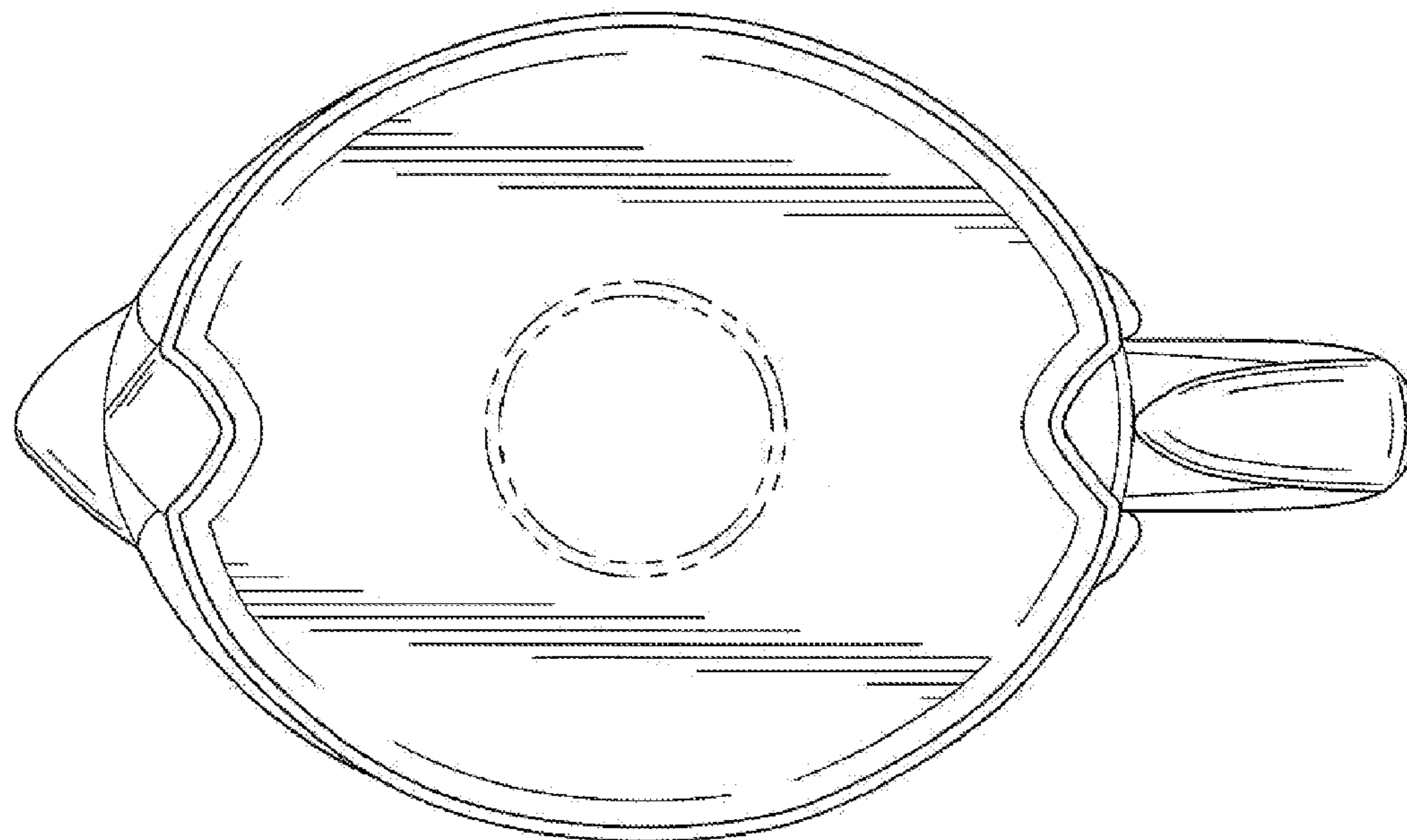
*FIG.-4*



*FIG. -5*



*FIG. -6*



*FIG. -7*