



US00D585197S

(12) **United States Design Patent**
Crossman

(10) **Patent No.:** **US D585,197 S**

(45) **Date of Patent:** **** Jan. 27, 2009**

(54) **TOOTHBRUSH**

D558,980 S * 1/2008 Jimenez et al. D4/106
7,356,866 B2 * 4/2008 Chan 15/22.1

(75) Inventor: **Scott P. Crossman**, Rockford, MI (US)

* cited by examiner

(73) Assignee: **Ranir, LLC**, Grand Rapids, MI (US)

Primary Examiner—Melanie Tung

(**) Term: **14 Years**

Assistant Examiner—Lavone D Tabor

(21) Appl. No.: **29/320,714**

(74) *Attorney, Agent, or Firm*—Warner Norcross & Judd LLP

(22) Filed: **Jul. 2, 2008**

(57) **CLAIM**

(51) **LOC (9) Cl.** **04-02**

The ornamental design for a toothbrush, as shown and described.

(52) **U.S. Cl.** **D4/104**

(58) **Field of Classification Search** D4/101,
D4/104–112, 114, 132–134, 136, 138; 15/167.1,
15/167.2, 143.1; 16/430, 431; 132/308–311;
401/156–158, 183–186, 188 R; D28/48
See application file for complete search history.

DESCRIPTION

(56) **References Cited**

U.S. PATENT DOCUMENTS

- D402,811 S * 12/1998 Stansbury, Jr. D4/101
- D433,814 S * 11/2000 Blaustein et al. D4/104
- D457,325 S * 5/2002 Wilson et al. D4/104
- D463,668 S * 10/2002 Yoshimoto et al. D4/104
- D464,796 S * 10/2002 Winter et al. D4/104
- D465,088 S * 11/2002 Blaustein et al. D4/101
- D482,200 S * 11/2003 Daniels et al. D4/108
- D510,808 S * 10/2005 Bantleon et al. D4/104

FIG. 1 is a perspective view of the toothbrush embodying the new design;

FIG. 2 is a right side view of the toothbrush, the left side view being a mirror image thereof;

FIG. 3 is a front view thereof;

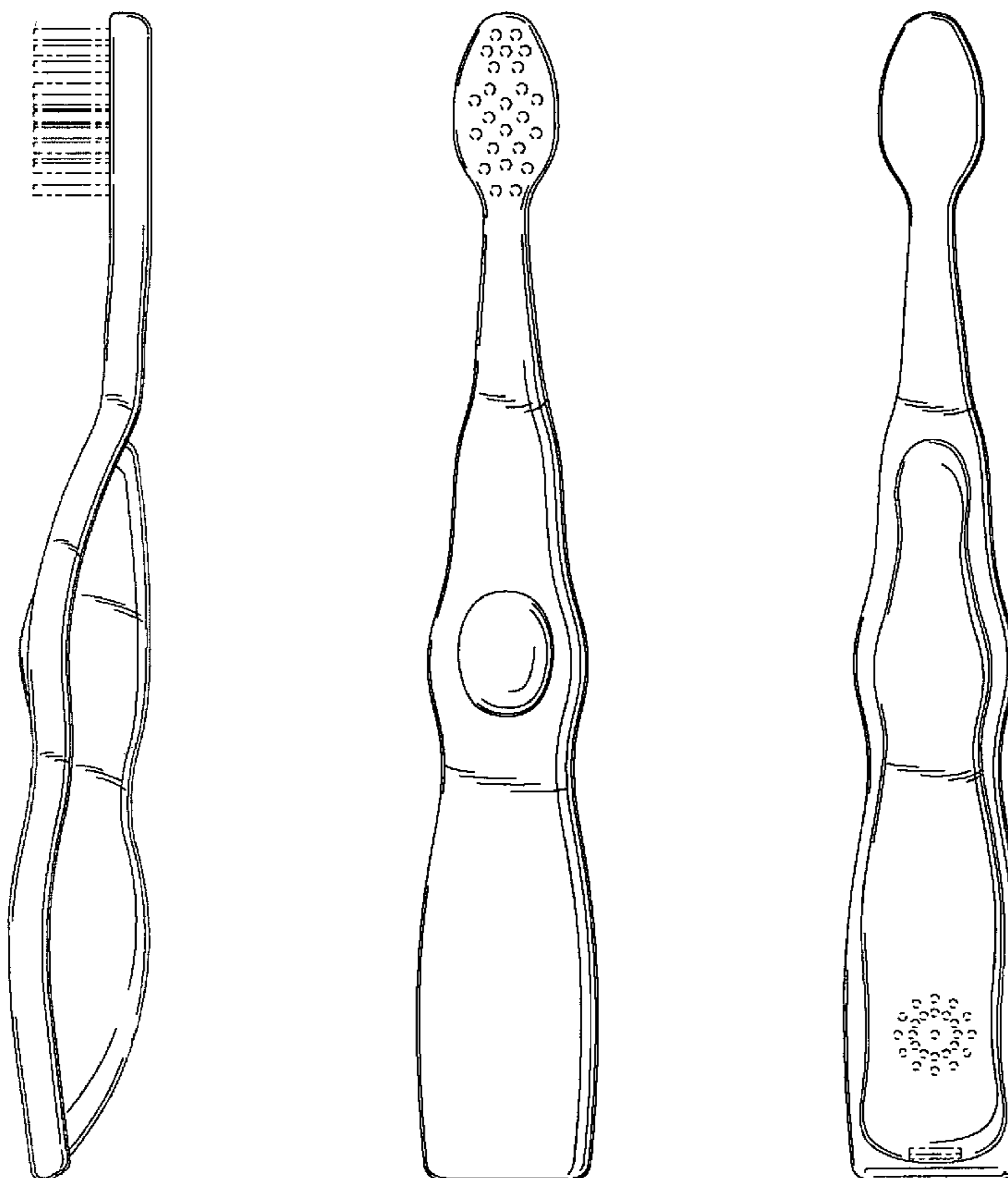
FIG. 4 is a rear view thereof;

FIG. 5 is an enlarged top view thereof; and,

FIG. 6 is an enlarged bottom view thereof.

FIGS. 1–6 show portions of the toothbrush in phantom lines. The portions shown in phantom lines form no part of the claimed design.

1 Claim, 3 Drawing Sheets



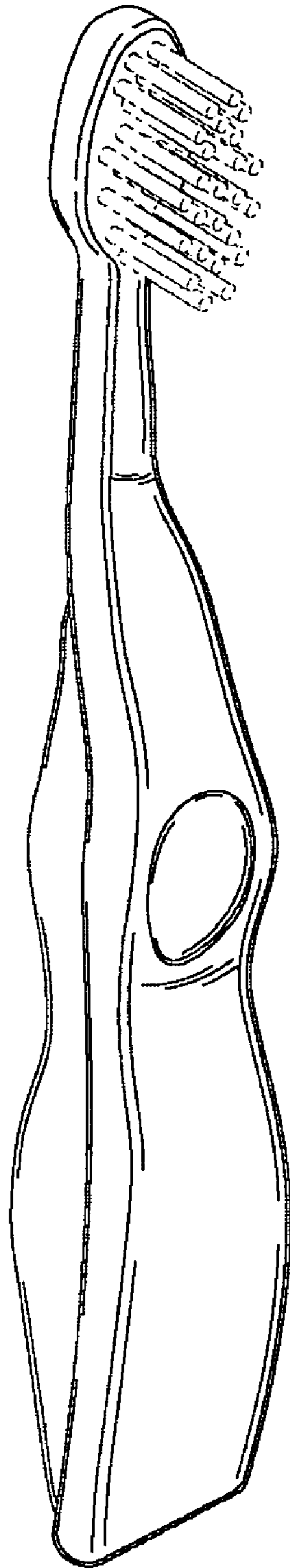


Fig. 1

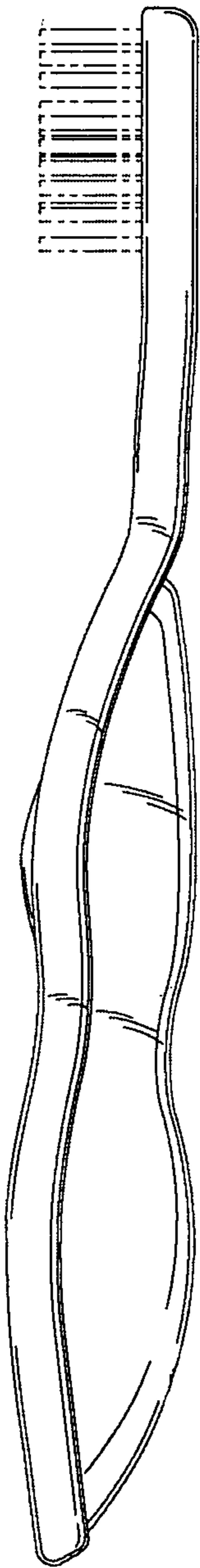


Fig. 2

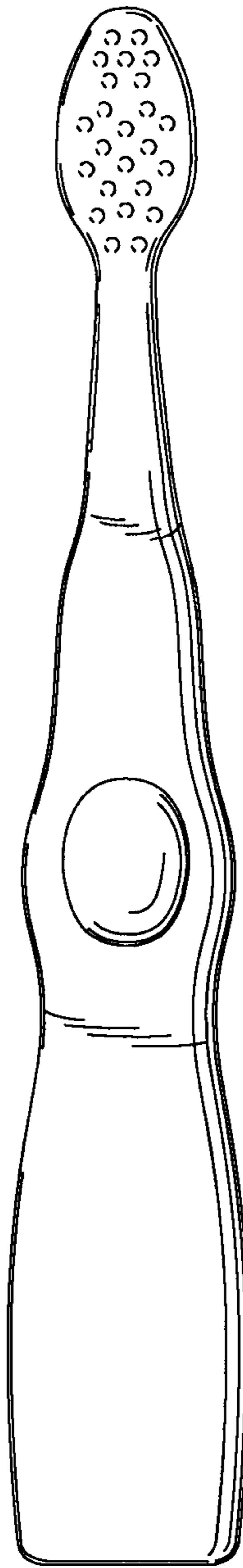


Fig. 3

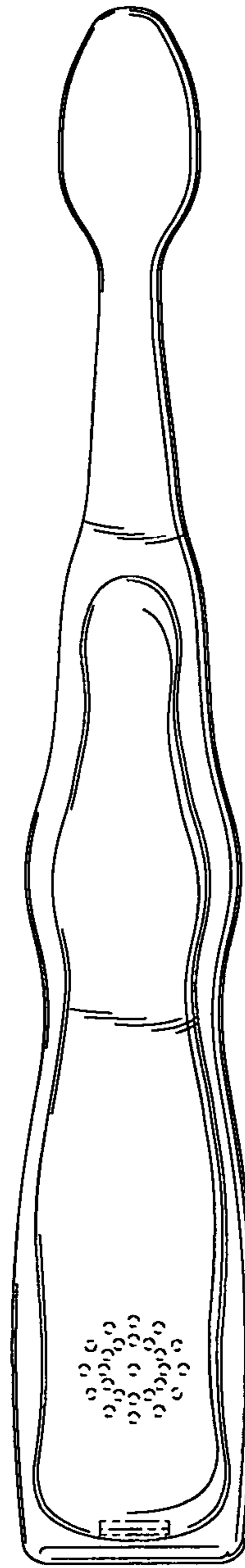


Fig. 4

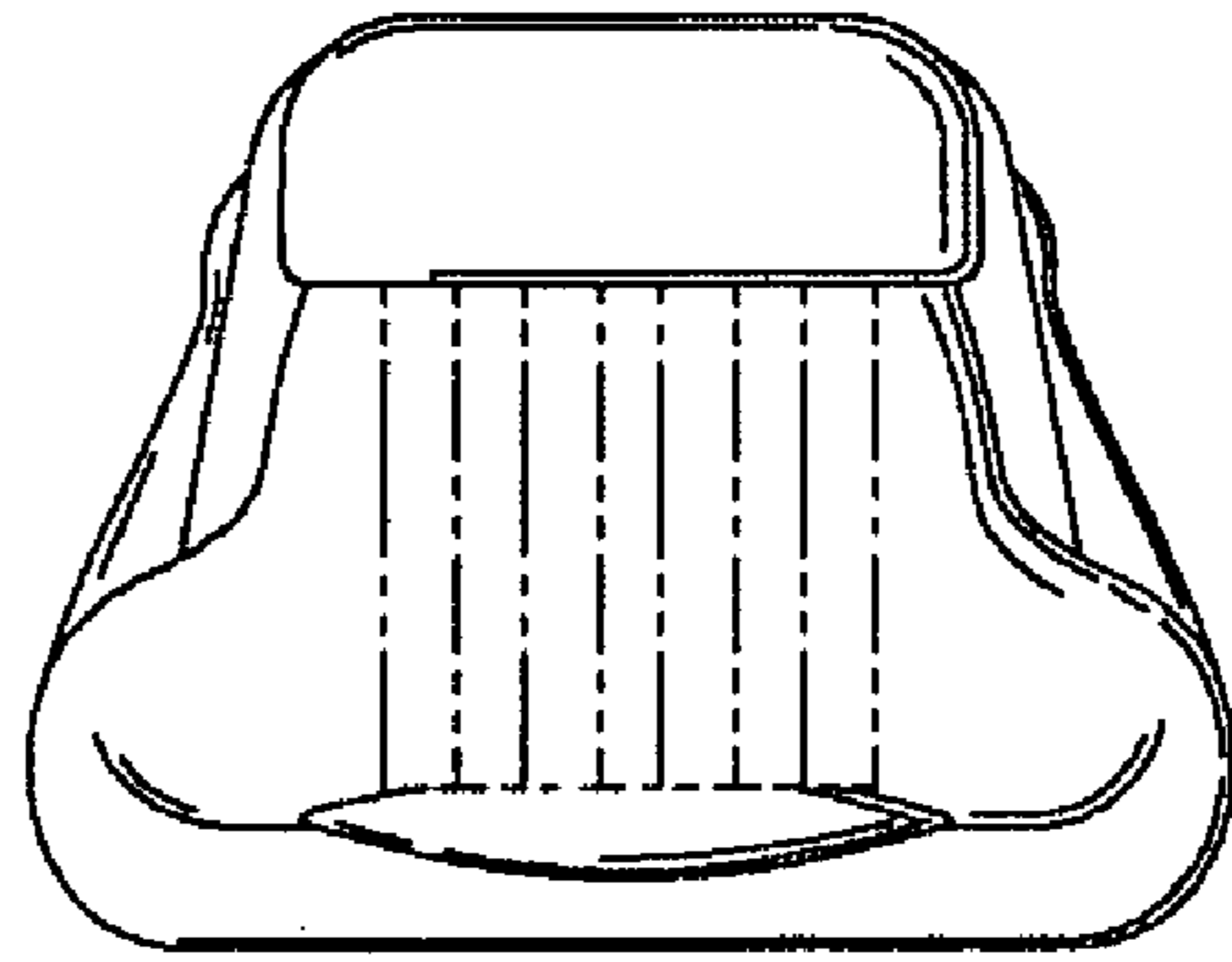


Fig. 5

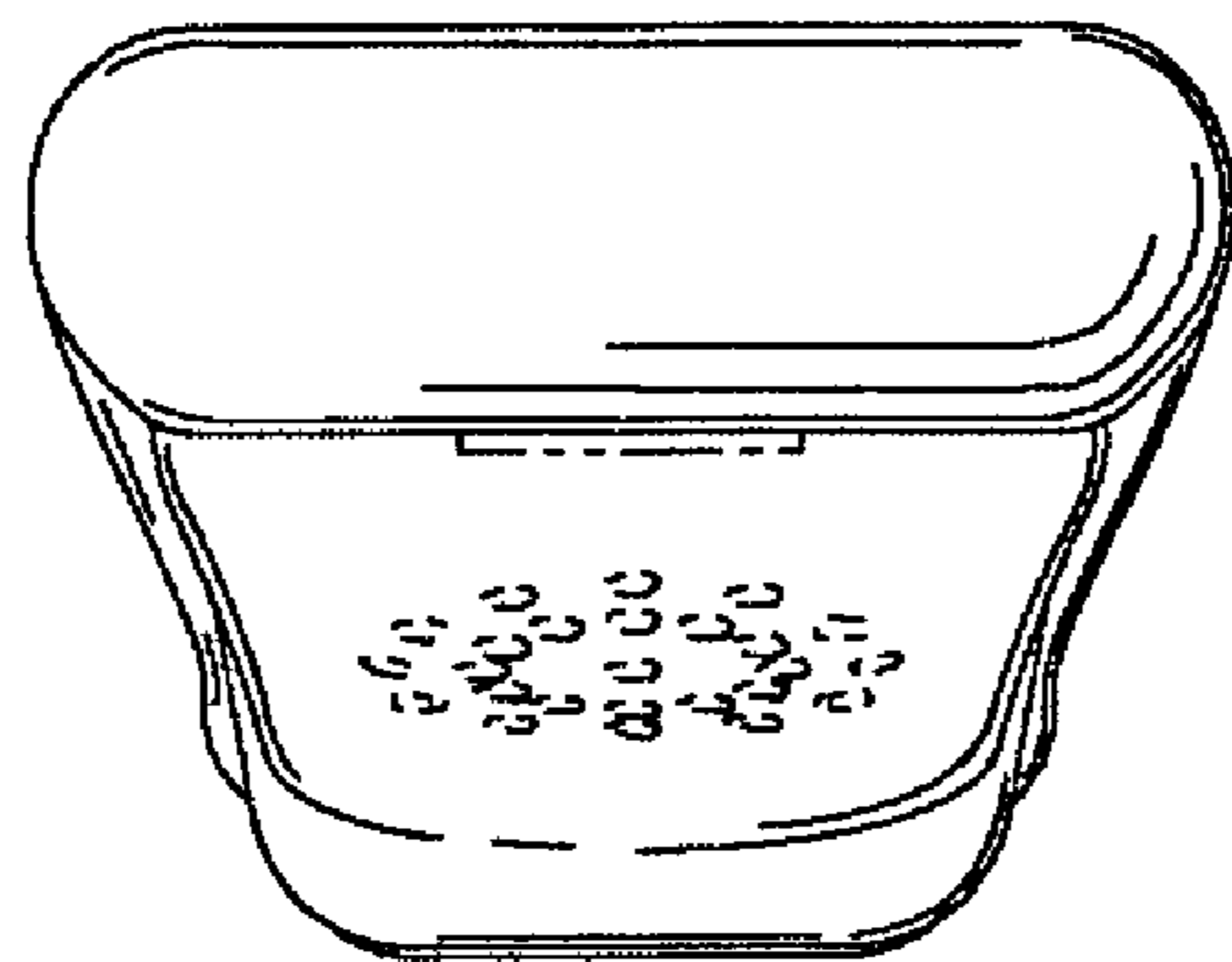


Fig. 6