



US00D585190S

(12) **United States Design Patent**
Choi

(10) **Patent No.:** **US D585,190 S**
(45) **Date of Patent:** **** Jan. 27, 2009**

(54) **FOOTWEAR SOLE PIECE**

(75) Inventor: **Sandra Choi**, London (GB)
(73) Assignee: **J. Choo Limited**, London (GB)
(**) Term: **14 Years**
(21) Appl. No.: **29/294,709**
(22) Filed: **Jan. 23, 2008**

(30) **Foreign Application Priority Data**

Aug. 10, 2007 (EM) 000778212-0008

(51) **LOC (9) Cl.** **02-99**
(52) **U.S. Cl.** **D2/977; D2/946; D2/949;**
D2/950
(58) **Field of Classification Search** D2/925-942,
D2/946, 949, 950, 977; 36/25 R-25 A
See application file for complete search history.

(56) **References Cited**

U.S. PATENT DOCUMENTS

D118,125 S * 12/1939 Marks D2/950
D143,689 S 1/1946 Vivier
D164,118 S * 7/1951 Levin D2/949
D194,310 S * 1/1963 Levine D2/950
D194,346 S * 1/1963 Levine D2/939
D554,354 S * 11/2007 Guers-Neyrud D2/971
D558,437 S * 1/2008 Wilkinson D2/971
D558,966 S * 1/2008 Wilkinson D2/971
D568,592 S * 5/2008 Choi D2/927

OTHER PUBLICATIONS

U.S. Appl. No. 29/294,712, filed Jan. 23, 2008.

* cited by examiner

Primary Examiner—Dominic Simone

(74) *Attorney, Agent, or Firm*—Fross Zelnick Lehrman & Zissu, P.C.; Lawrence E. Apolzon, Esq.

(57) **CLAIM**

The ornamental design for footwear sole piece, as shown and described.

DESCRIPTION

FIG. 1 is a front perspective view of the footwear sole piece showing my new design;

FIG. 2 is a left side view of the footwear sole piece shown in FIG. 1;

FIG. 3 is a right side view of the footwear sole piece shown in FIG. 1;

FIG. 4 is a front view of the footwear sole piece shown in FIG. 1;

FIG. 5 is a rear view of the footwear sole piece shown in FIG. 1; and,

FIG. 6 is a top view of the footwear sole piece shown in FIG. 1.

The broken line showing of the heel, portion of sole, heel cap, buckle, buckle holes, straps, footbed and body of the footwear is for illustrative purposes only and forms no part of the claimed design.

1 Claim, 6 Drawing Sheets





FIG. 1




FIG. 2




FIG. 3

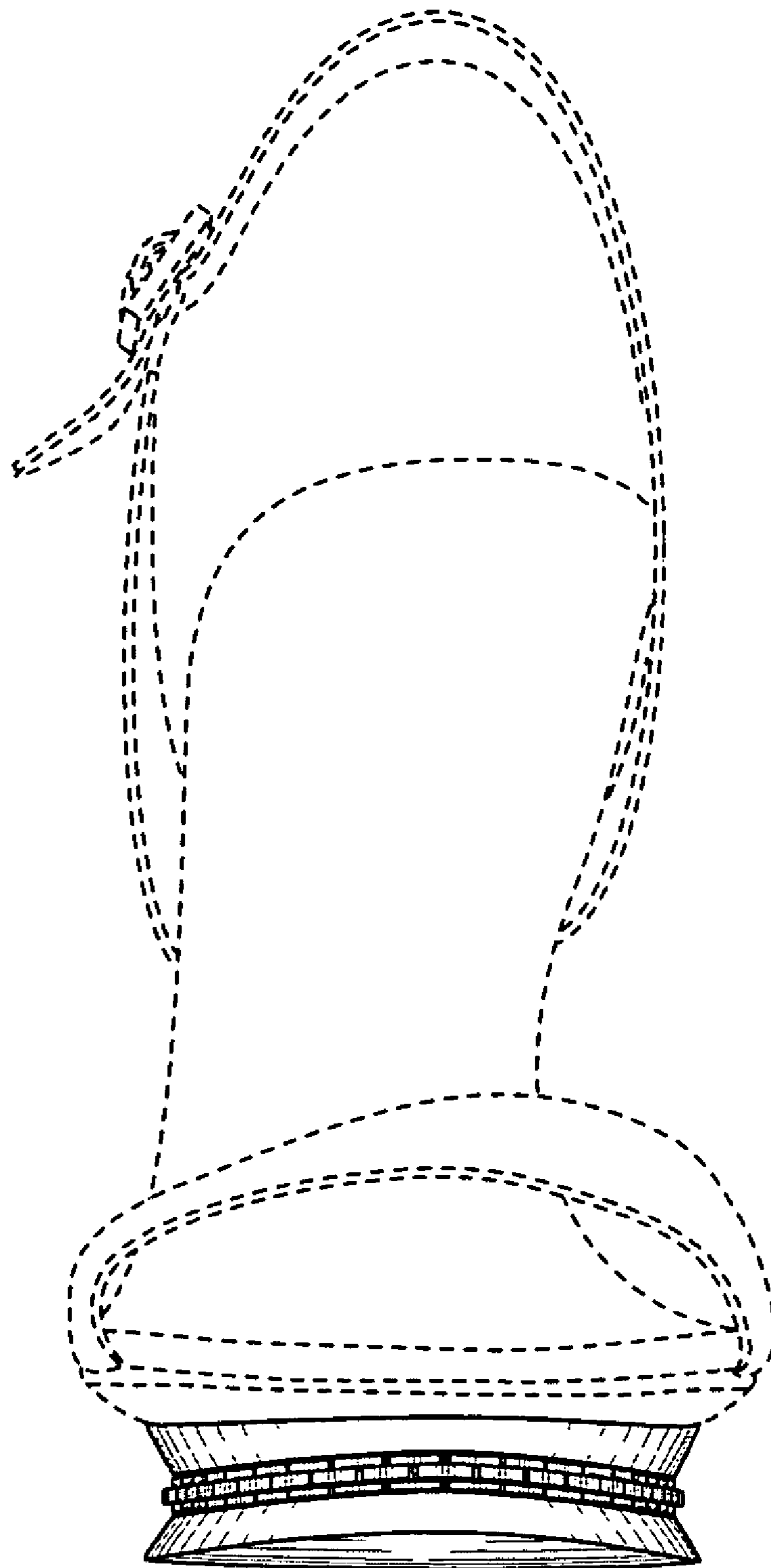


FIG. 4

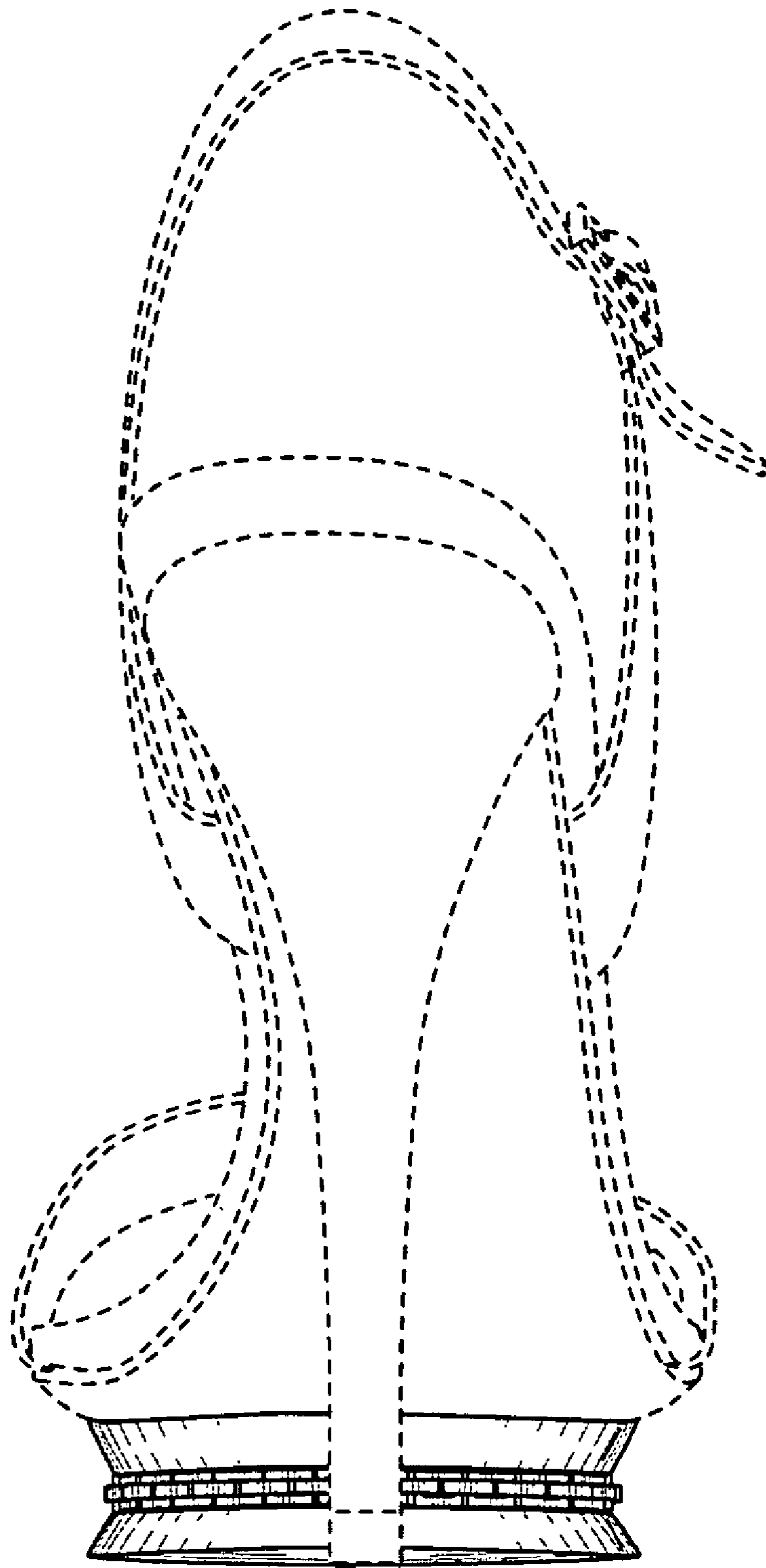


FIG. 5

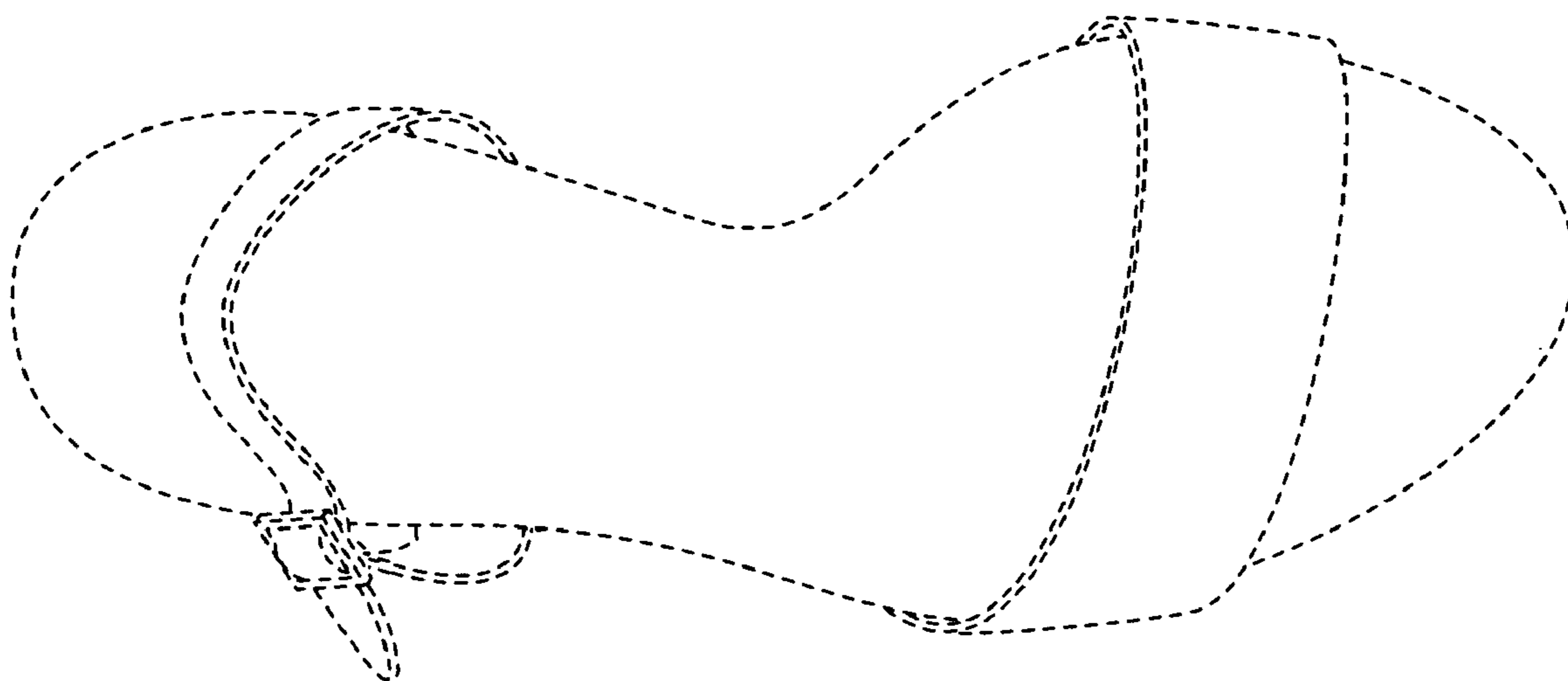


FIG. 6