



US00D585181S

(12) **United States Design Patent**
Mouquet

(10) **Patent No.:** **US D585,181 S**
(45) **Date of Patent:** **** Jan. 27, 2009**

(54) **BELT**
(75) Inventor: **Philippe Mouquet**, Paris (FR)
(73) Assignee: **Hermes Sellier**, Paris (FR)
(**) Term: **14 Years**
(21) Appl. No.: **29/303,046**
(22) Filed: **Jan. 31, 2008**

(30) **Foreign Application Priority Data**
Aug. 1, 2007 (EM) 000768890-0007

(51) **LOC (9) Cl.** **02-07**
(52) **U.S. Cl.** **D2/627**
(58) **Field of Classification Search** D2/639-40,
D2/624-625, 627-629, 631; 2/300, 304,
2/316, 319, 321-322, 311-312, 335, 338-339;
D11/200, 215, 231, 234
See application file for complete search history.

(56) **References Cited**

U.S. PATENT DOCUMENTS

2,650,470 A * 9/1953 Sennholtz 59/90
3,828,370 A * 8/1974 Ihmels 2/322
D493,118 S * 7/2004 Neri D11/13

D501,425 S * 2/2005 Hardy D11/101
6,954,946 B2 * 10/2005 Goldfarb et al. 2/338
D538,199 S * 3/2007 Mouquet D11/231
D558,634 S * 1/2008 Hardy D11/13
2005/0060791 A1 * 3/2005 Garrett 2/311

* cited by examiner

Primary Examiner—Louis S Zarfaz

Assistant Examiner—Kathleen M Sims

(74) *Attorney, Agent, or Firm*—Foley & Lardner LLP

(57) **CLAIM**

The ornamental design for a belt, as shown and described.

DESCRIPTION

FIG. 1 is a front perspective view of a belt showing my new design;

FIG. 2 is a front elevation view thereof;

FIG. 3 is a right side elevation view thereof;

FIG. 4 is a rear elevation view thereof;

FIG. 5 is a left side elevation view thereof;

FIG. 6 is a top plan view thereof; and,

FIG. 7 is a bottom plan view thereof.

The broken lines shown on the belt represent thread stitching.

1 Claim, 4 Drawing Sheets

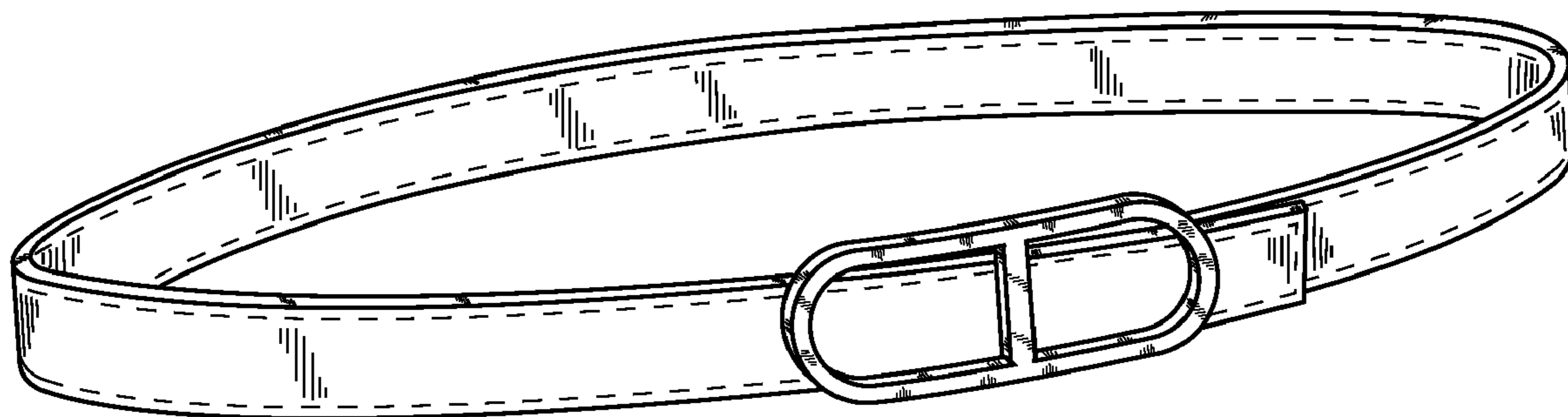


FIG. 1

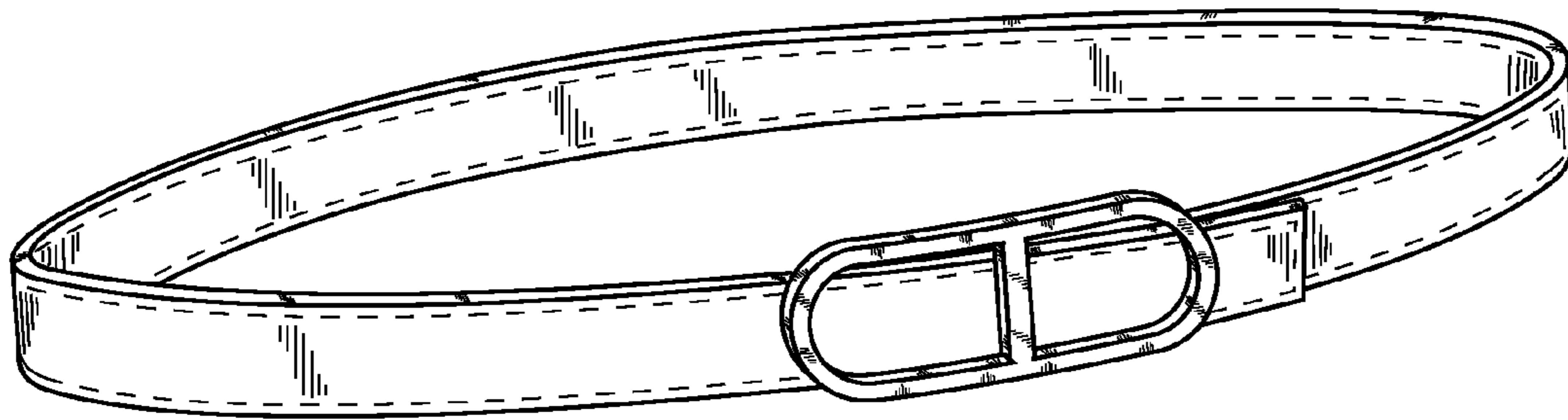


FIG. 2



FIG. 3

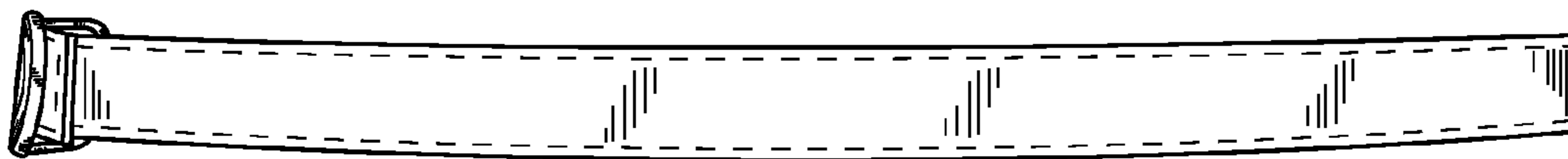


FIG. 4

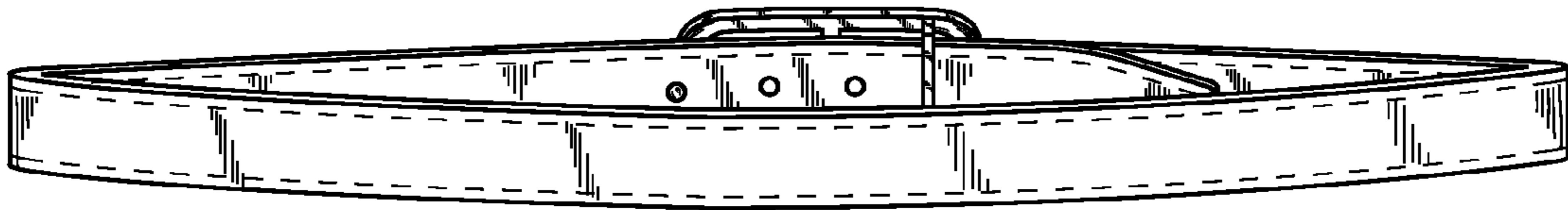


FIG. 5

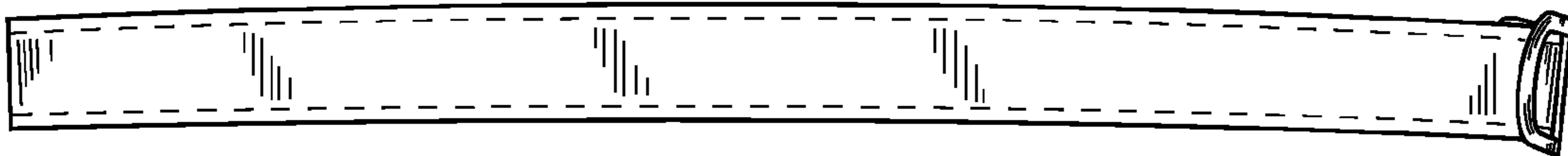


FIG. 6

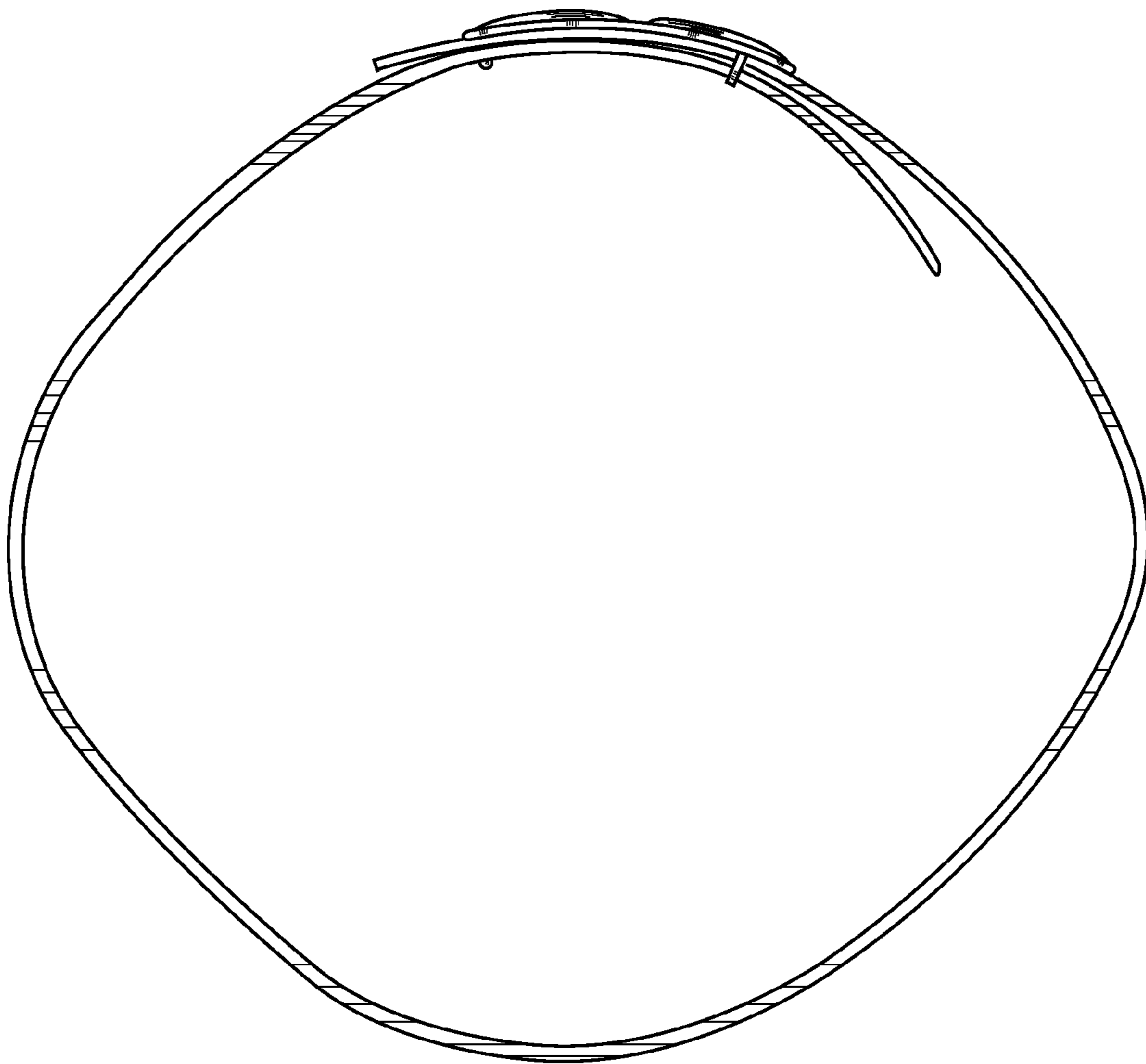


FIG. 7

