

US00D585176S

(12) **United States Design Patent**  
**Piccoli**

(10) **Patent No.:** **US D585,176 S**

(45) **Date of Patent:** **\*\* Jan. 27, 2009**

(54) **BAKERY PRODUCT**

(75) **Inventor:** **Mauro Piccoli**, Alzano Lombardo (IT)

(73) **Assignee:** **G.M. Piccoli S.r.l.**, Alzano Lombardo (BG) (IT)

(\*\*) **Term:** **14 Years**

(21) **Appl. No.:** **29/272,258**

(22) **Filed:** **Feb. 5, 2007**

(30) **Foreign Application Priority Data**

Aug. 3, 2006 (EM) ..... 000571211-0001

(51) **LOC (9) Cl.** ..... **01-01**

(52) **U.S. Cl.** ..... **D1/111**

(58) **Field of Classification Search** ..... D1/101,  
D1/106-15, 120-2, 124, 126-9, 199; D28/8.2;  
D24/102; 426/89, 94-5, 100-4, 293, 302,  
426/305-7, 383, 438-9, 512, 516-8, 808,  
426/572, 138-9, 144, 543, 549-50, 496

See application file for complete search history.

(56) **References Cited**

**U.S. PATENT DOCUMENTS**

D93,591 S \* 10/1934 Wewetzer ..... D28/80  
D117,712 S \* 11/1939 Guild ..... D7/567  
D166,238 S \* 3/1952 Bedinger ..... D28/80  
D166,564 S \* 4/1952 Peters ..... D1/111  
D298,065 S \* 10/1988 Bussell ..... D28/8.2  
D300,510 S \* 4/1989 Mason, Jr. .... D9/666  
D308,021 S \* 5/1990 Natori ..... D9/666  
D316,160 S \* 4/1991 Schurig et al. .... D24/102

D336,539 S \* 6/1993 Bates ..... D28/8.2  
D369,451 S \* 5/1996 Gornet et al. .... D1/111  
D444,612 S \* 7/2001 Borland et al. .... D1/111  
D501,188 S \* 1/2005 Zhu ..... D14/138  
2006/0182856 A1 \* 8/2006 Ornelaz ..... 426/383

**OTHER PUBLICATIONS**

Harbor Sweets catalog, 1994, p. 8.\*  
Up-To-Date Confectionery: A Complete Guide to the Craft, by A. R. Daniel, Maclaren & Sons, Garden City Press, Hertfordshire, UK, © 1965, p. 175.\*  
The Little Guides: Cookies, by Weldon Owen Pty Ltd, Fog City Press, CA, © 1999, p. 290.\*

\* cited by examiner

*Primary Examiner*—Robin V Webster  
*Assistant Examiner*—Karen E Kearney  
(74) *Attorney, Agent, or Firm*—Nixon & Vanderhye P.C.

(57) **CLAIM**

The ornamental design for a bakery product, as shown and described.

**DESCRIPTION**

FIG. 1 is a front perspective view of a bakery product according to my design;


FIG. 2 is a left side perspective view thereof;


FIG. 3 is a top view thereof; and,

FIGS. 4-6 are views of the bakery product corresponding to FIGS. 1-3 after cooking.


The bottom of the bakery product is unornamented.

**1 Claim, 4 Drawing Sheets**







*Fig. 1*




*Fig. 2*




*Fig. 3*



*Fig. 4*



*Fig. 5*



*Fig. 6*