



US00D585170S

(12) **United States Design Patent**
Henderson et al.

(10) **Patent No.:** **US D585,170 S**
(45) **Date of Patent:** **** Jan. 20, 2009**

(54) **COMBINED DRYING RACK AND BOTTLE BRUSH THEREFORE**

(75) Inventors: **Scott A. Henderson**, Brooklyn, NY (US); **Ellen D. Diamant**, New York, NY (US); **Michael E. Diamant**, New York, NY (US)

(73) Assignee: **Skip Hop, Inc.**, New York, NY (US)

(**) Term: **14 Years**

(21) Appl. No.: **29/266,485**

(22) Filed: **Sep. 22, 2006**

(51) **LOC (9) Cl.** **07-05**

(52) **U.S. Cl.** **D32/59; D14/114**

(58) **Field of Classification Search** D32/58-59, D32/49, 1, 3, 25; 14/164, 76, 106, 104.94; D4/114, 119; D11/139, 143; D9/715, 658, D9/661; 211/74; 248/312

See application file for complete search history.

(56) **References Cited**

U.S. PATENT DOCUMENTS

519,948 A * 5/1894 Hahn 15/164
4,909,401 A 3/1990 McConnell

D362,826 S * 10/1995 Weder et al. D11/164
5,692,316 A * 12/1997 Antal 34/106
D463,269 S * 9/2002 Gatti D9/661
6,491,170 B1 12/2002 Madela
6,502,705 B1 1/2003 Ziegler
D477,119 S * 7/2003 Garmston et al. D32/1

* cited by examiner

Primary Examiner—Pamela J. Burgess

(74) *Attorney, Agent, or Firm*—Stites & Harbison PLLC; Douglas E. Jackson; Stephen J. Weyer

(57) **CLAIM**

The ornamental design for a combined drying rack and bottle brush therefore, as shown and described.

DESCRIPTION

FIG. 1 is a front elevational view of a combined drying rack and bottle brush therefore showing our new design;

FIG. 2 is a top plan view thereof;

FIG. 3 is a perspective view thereof; and,

FIG. 4 is an exploded view of the combined drying rack and bottle brush therefore, showing the base plate, drying rack receptacles and bottle brush separately for clarity of disclosure.

1 Claim, 4 Drawing Sheets

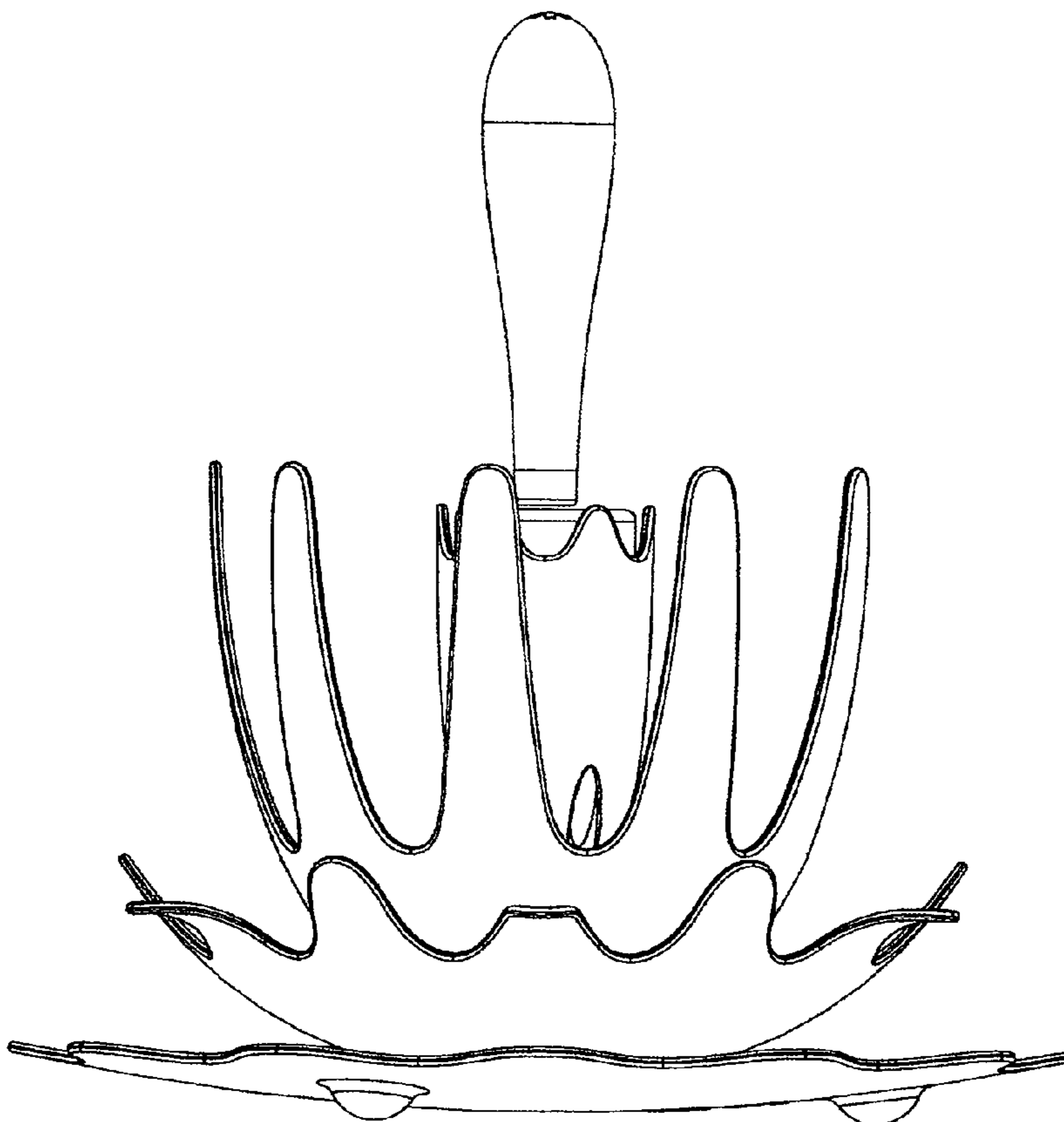


Figure 1

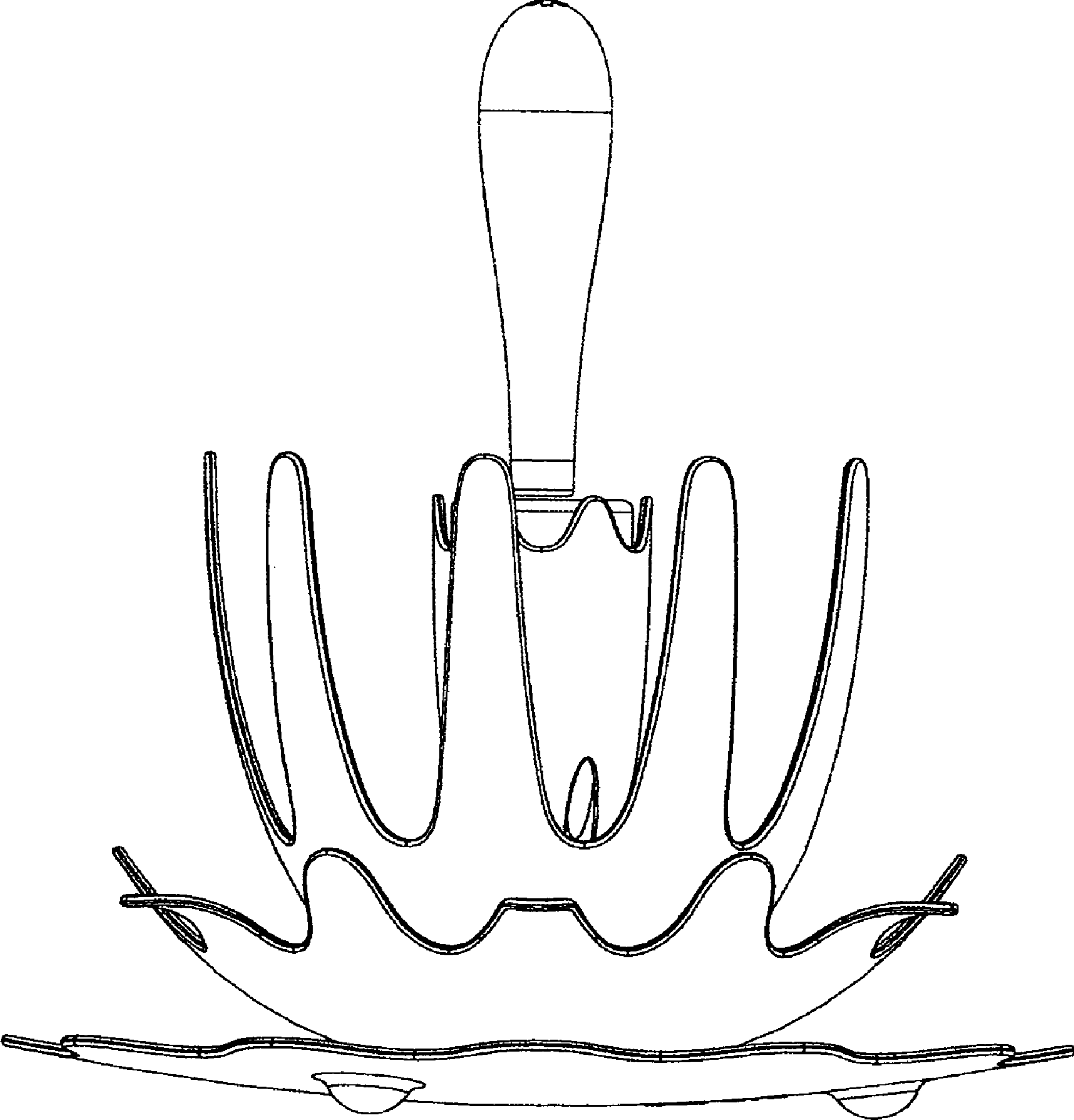


Figure 2

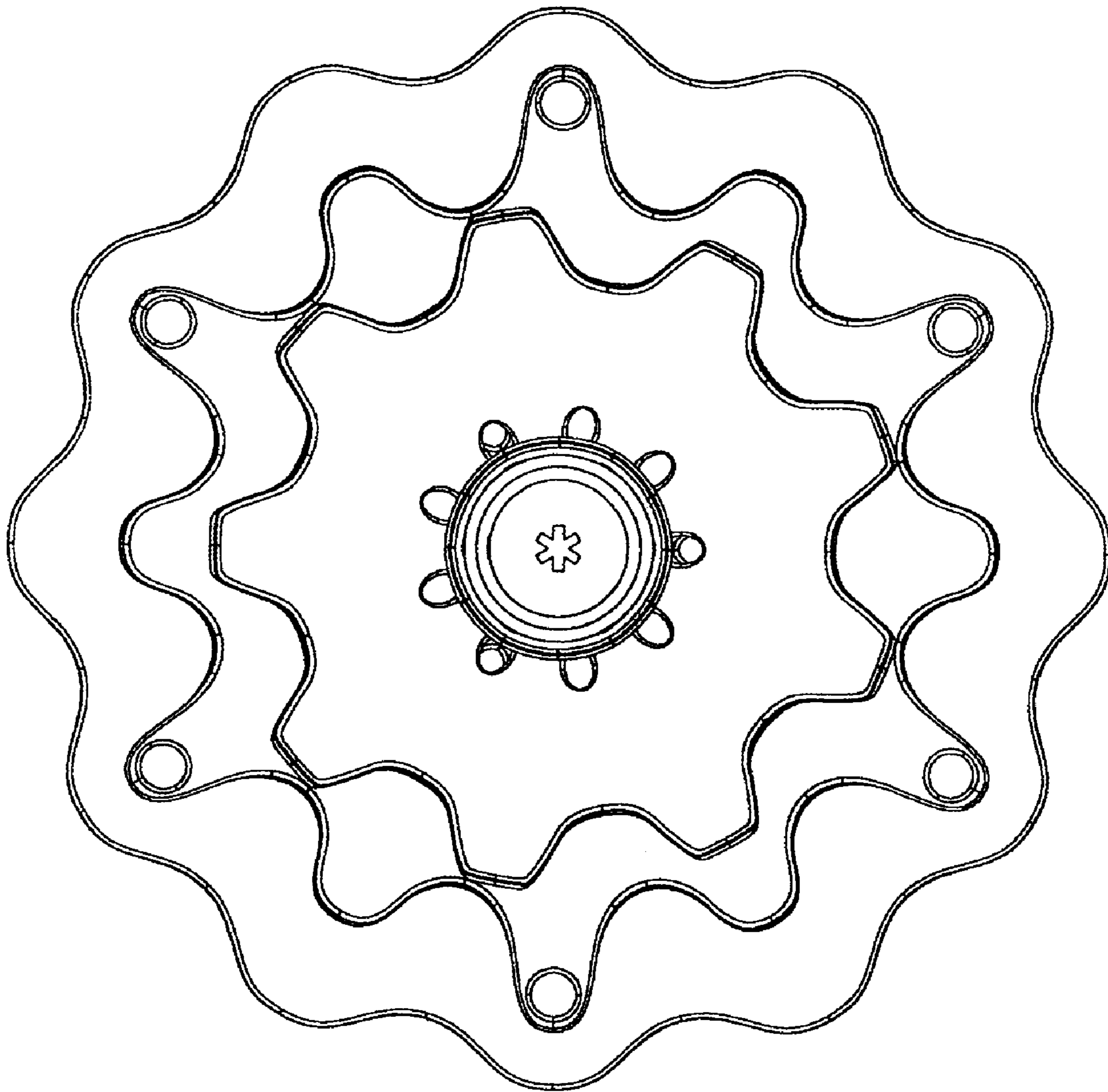


Figure 3

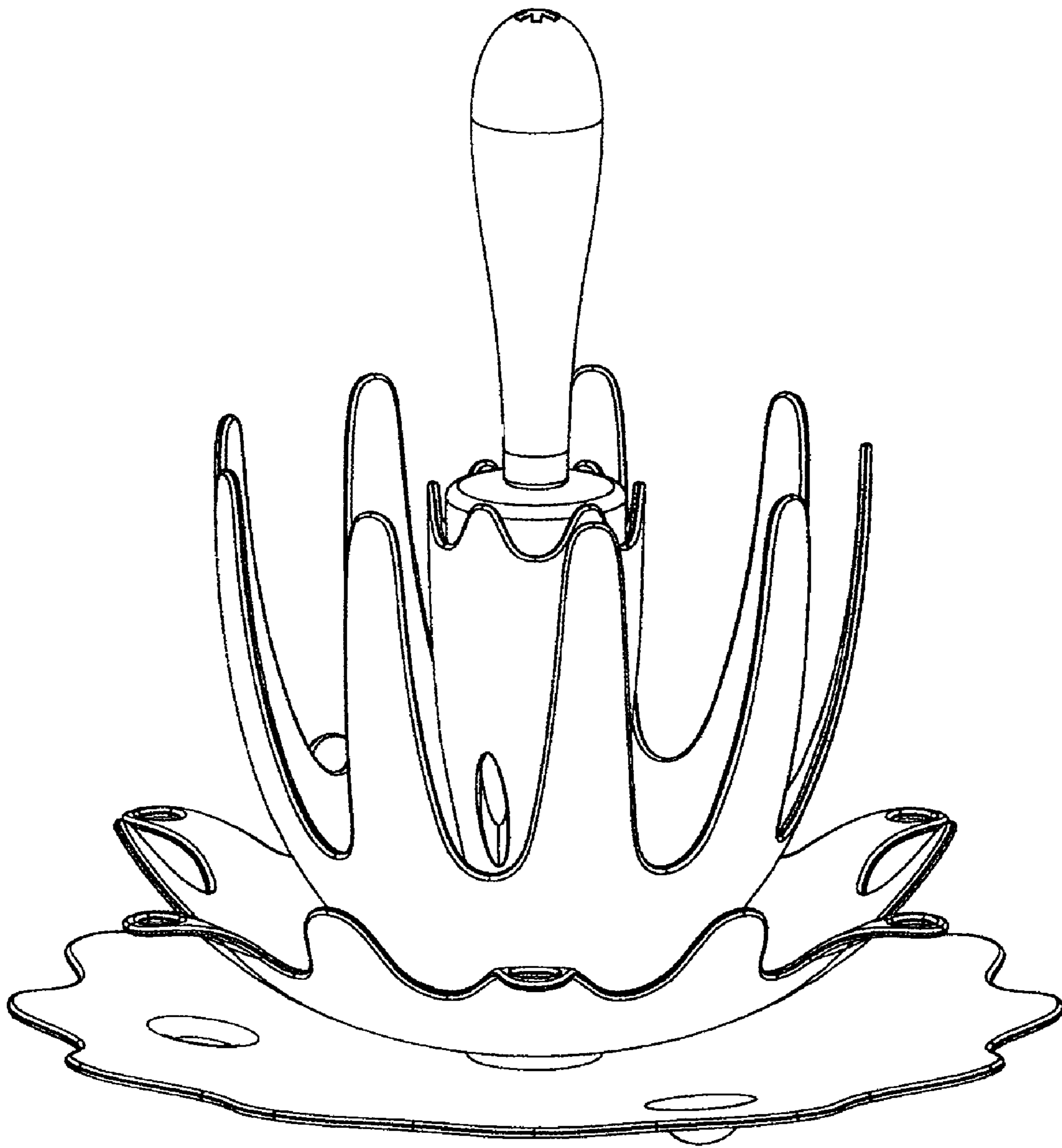


Figure 4

