



US00D585162S

(12) **United States Design Patent**
Partain et al.

(10) **Patent No.:** **US D585,162 S**
(45) **Date of Patent:** **** Jan. 20, 2009**

(54) **PET TOY**

(75) Inventors: **Seth Partain**, Bozeman, MT (US);
Spencer Williams, Bozeman, MT (US);
Kathleen Johnson, Bozeman, MT (US);
Anne Hossner, Bozeman, MT (US);
Benjamin Bennett, Bozeman, MT (US);
Stephen Sanford, Bozeman, MT (US);
Lyle Hebel, Bozeman, MT (US)

(73) Assignee: **Schoggi, Inc.**, Bozeman, MT (US)

(**) Term: **14 Years**

(21) Appl. No.: **29/298,550**

(22) Filed: **Dec. 6, 2007**

(51) **LOC (9) Cl.** **30-99**

(52) **U.S. Cl.** **D30/160**

(58) **Field of Classification Search** D30/119,
D30/160; D21/406, 408, 479, 713; D24/194-195;
119/702, 706-711; 446/168, 170, 227, 122;
473/594; 601/118, 131

See application file for complete search history.

(56) **References Cited**

U.S. PATENT DOCUMENTS

3,597,874	A *	8/1971	Ogsbury et al.	446/104
4,309,038	A *	1/1982	Spoon	473/596
D330,921	S	11/1992	LaMagna	
D337,398	S *	7/1993	Axelrod	D30/160
D376,015	S *	11/1996	Newberry	D24/211
D377,100	S *	12/1996	Gladieux, Jr.	D24/211
D388,559	S	12/1997	Mauldin, Jr.	
D393,110	S	3/1998	Mauldin, Jr.	
D396,253	S *	7/1998	Beecher	D21/406
5,813,366	A	9/1998	Mauldin, Jr.	
D408,924	S *	4/1999	Chen	D24/211
D433,777	S *	11/2000	Simon	D30/160
D447,809	S *	9/2001	Gladieux et al.	D24/211

D456,570	S	4/2002	Tsengas	
6,427,634	B1	8/2002	Mann	
6,443,863	B1 *	9/2002	Dinoffer	473/595
6,470,830	B2	10/2002	Mann	
D475,816	S *	6/2003	Adamson	D30/160
6,579,145	B1 *	6/2003	Maxim	446/437
D479,897	S *	9/2003	Willinger	D30/160
D505,233	S *	5/2005	Viola	D30/160
D545,510	S *	6/2007	Viola	D30/160
D554,811	S *	11/2007	Rutherford	D30/160
D556,913	S *	12/2007	Laituri	D24/214
2001/0008125	A1	7/2001	Mann	
2001/0029904	A1 *	10/2001	Viola	119/707
2002/0134318	A1	9/2002	Mann et al.	
2007/0044730	A1	3/2007	Axelrod et al.	

* cited by examiner

Primary Examiner—Cathy Anne MacCormac

(74) *Attorney, Agent, or Firm*—Antoinette M. Tease

(57) **CLAIM**

The ornamental design for a pet toy, as shown and described.

DESCRIPTION

FIG. 1 is a top perspective view of a pet toy showing my new design.

FIG. 2 is a bottom perspective view of a pet toy showing my new design.

FIG. 3 is a top plan view of a pet toy showing my new design.

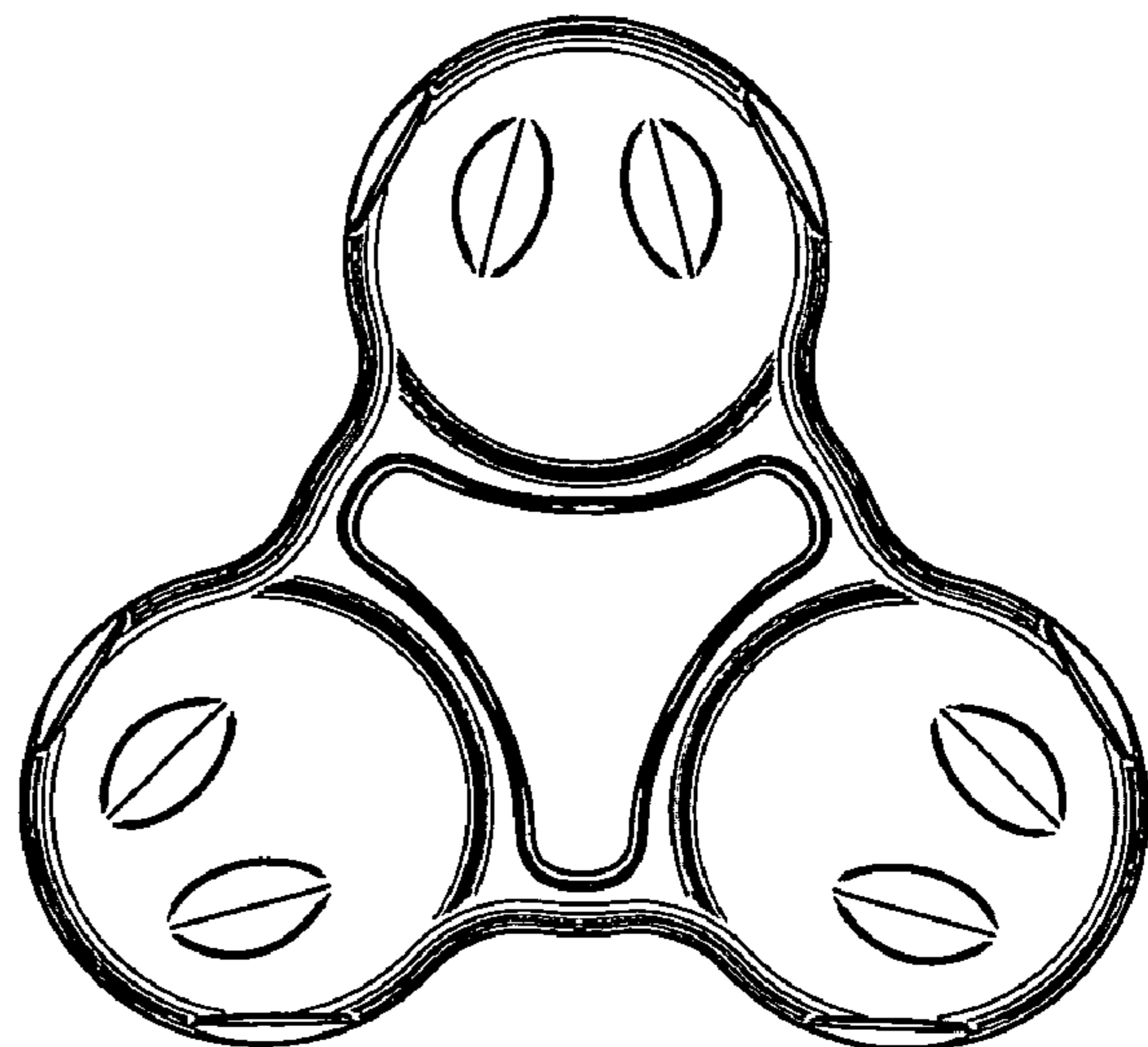

FIG. 4 is a bottom plan view of a pet toy showing my new design.

FIG. 5 is a front elevation view of a pet toy showing my new design.

FIG. 6 is a rear elevation view of a pet toy showing my new design; and,

FIG. 7 is a first side elevation view of a pet toy showing my new design.

1 Claim, 1 Drawing Sheet



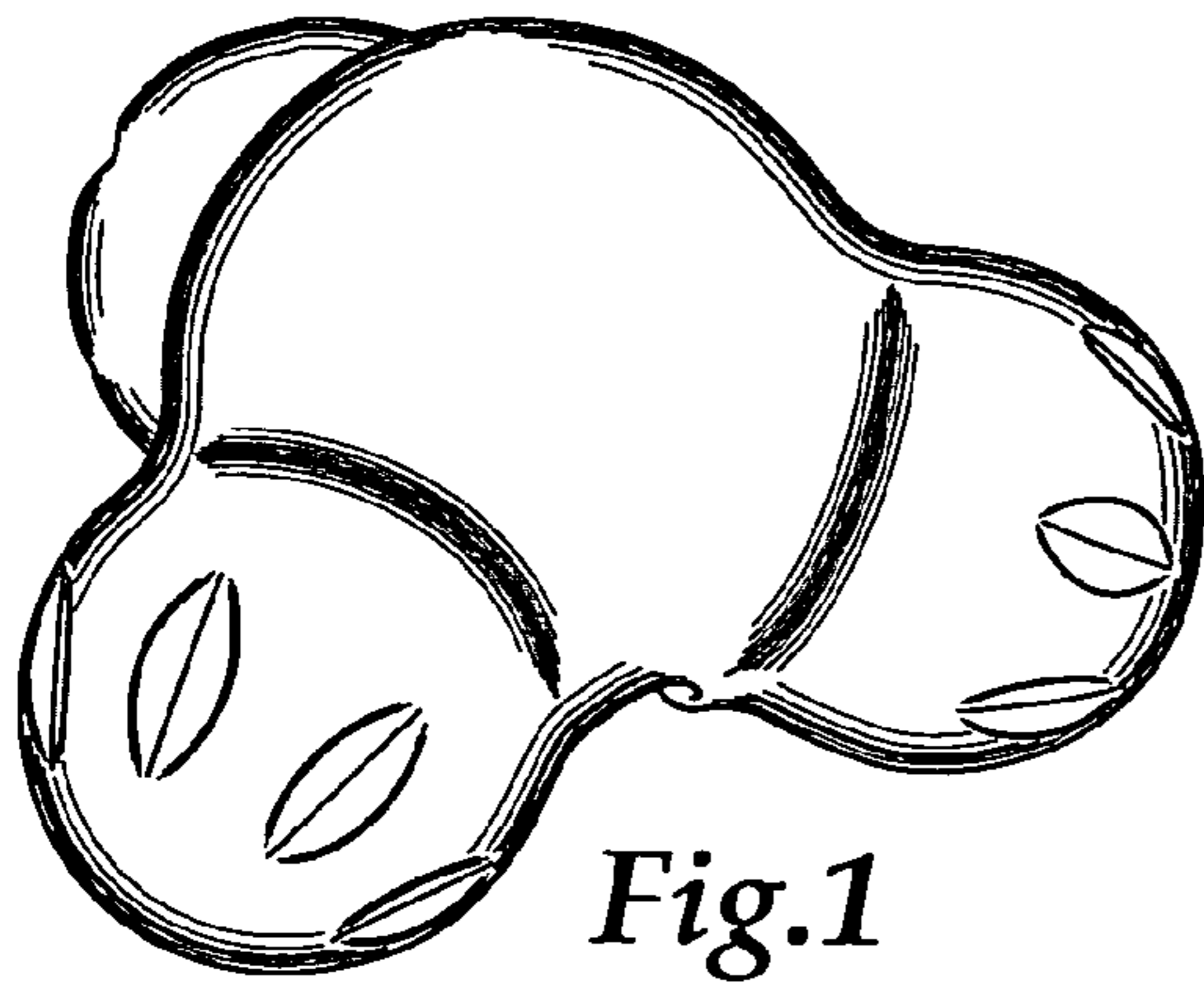


Fig.1

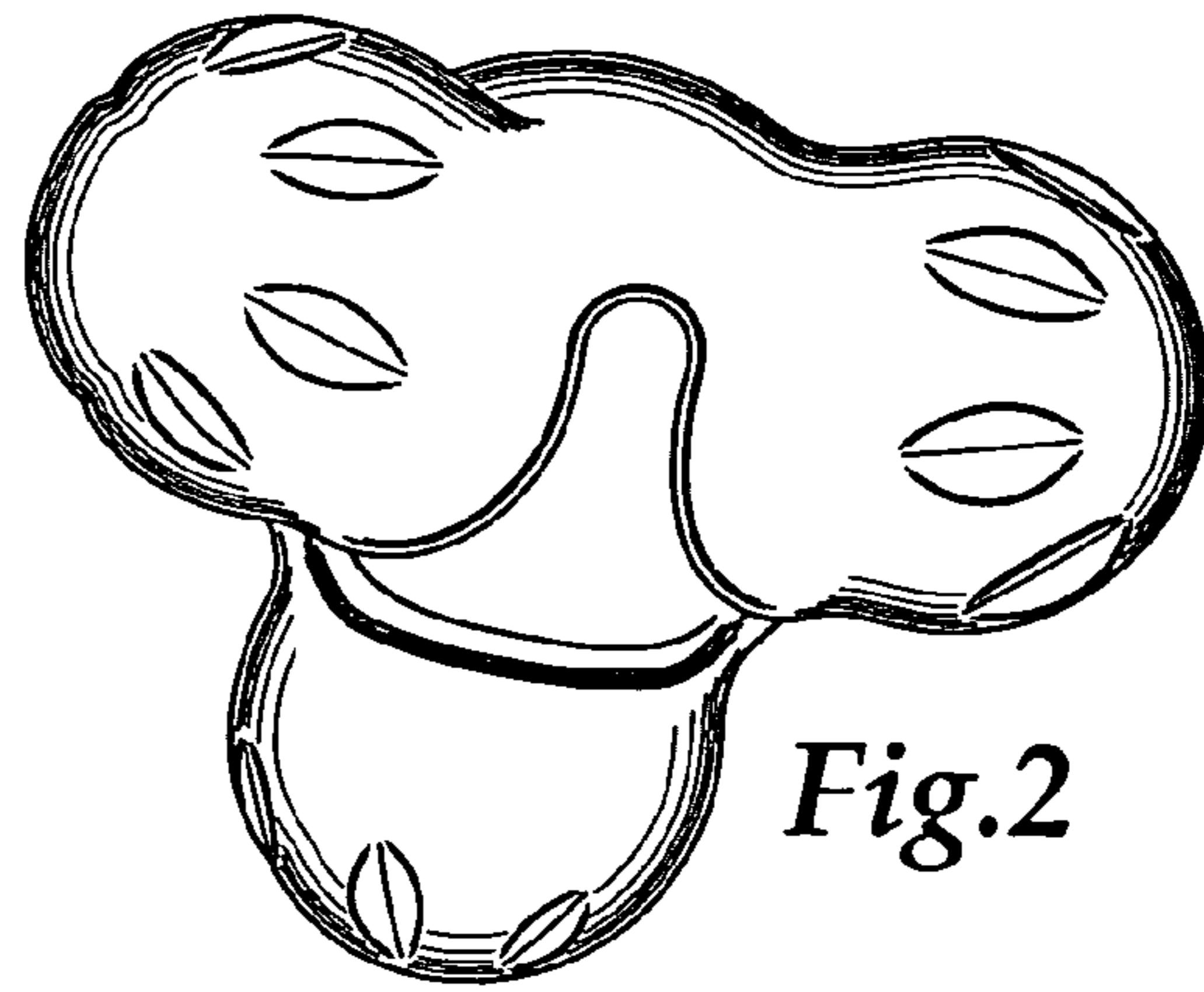


Fig.2

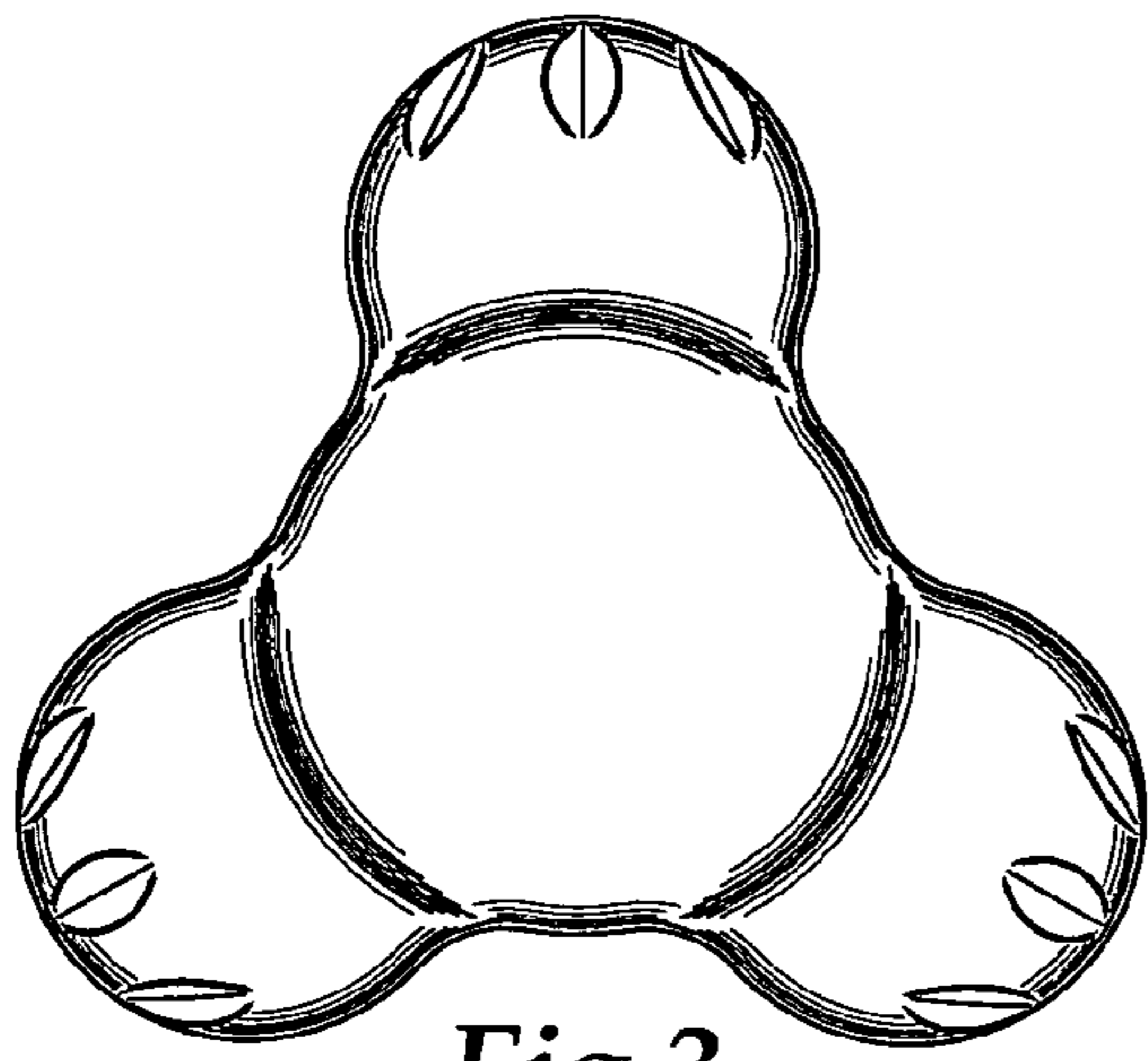


Fig.3




Fig.5

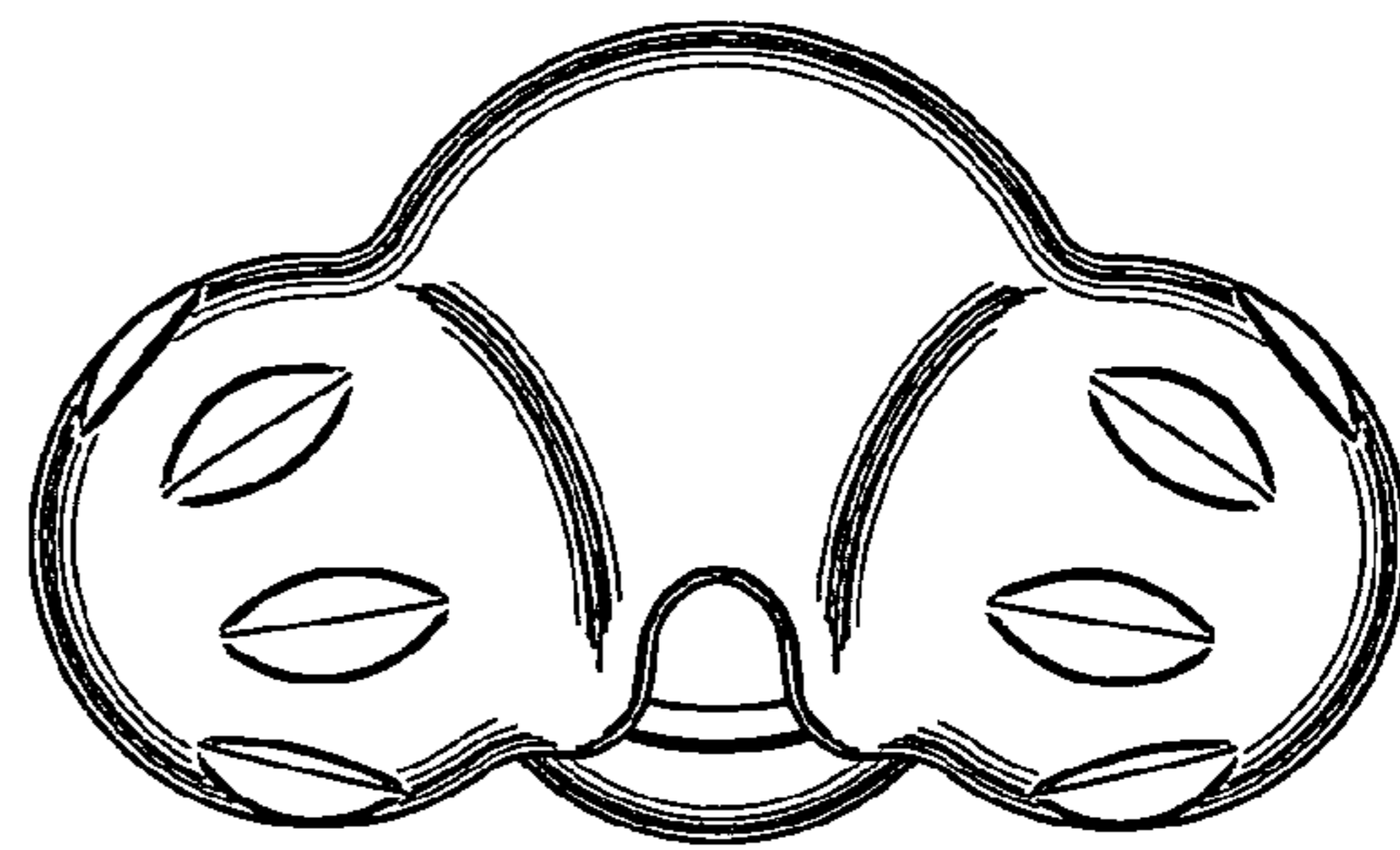


Fig.6




Fig.4



Fig.7