



US00D585145S

(12) **United States Design Patent**  
**Padden**

(10) **Patent No.:** **US D585,145 S**  
(45) **Date of Patent:** **\*\* Jan. 20, 2009**

(54) **OUTDOOR AND GARDEN STRUCTURE**

D465,581 S 11/2002 Griffith  
6,609,333 B2 \* 8/2003 Warmerdam et al. .... 47/47  
D511,843 S 11/2005 Lile

(76) Inventor: **James Padden**, 173 Yellow Jacket Cir.,  
 Mooresville, NC (US) 28117

\* cited by examiner

(\*\*) Term: **14 Years**

*Primary Examiner*—Doris Clark  
(74) *Attorney, Agent, or Firm*—Christopher Dremann

(21) Appl. No.: **29/307,328**

(22) Filed: **Apr. 14, 2008**

(57) **CLAIM**

The ornamental design for an outdoor and garden structure, as shown and described.

**Related U.S. Application Data**

(62) Division of application No. 29/273,193, filed on Feb. 28, 2007, now Pat. No. Des. 570,498.

**DESCRIPTION**

(51) **LOC (9) Cl.** ..... **08-99**

FIG. 1 is a perspective view of an outdoor and garden structure according to my design;

(52) **U.S. Cl.** ..... **D25/100**

FIG. 2 is a front elevation view of the outdoor and garden structure of FIG. 1, the rear elevation view being identical thereto;

(58) **Field of Classification Search** ..... D25/100,  
D25/101; 47/70, 44; 52/654.1, 633

See application file for complete search history.

FIG. 3 is a left side elevation view of the outdoor and garden structure of FIG. 1, the right side elevation view being identical thereto;

(56) **References Cited**


**U.S. PATENT DOCUMENTS**


1,903,122 A 3/1933 Merz et al.  
1,941,517 A 1/1934 Tincu  
2,418,151 A 4/1947 Anderson  
D441,096 S 4/2001 Jones  
D459,484 S 6/2002 Erwin  
D459,485 S \* 6/2002 Erwin ..... D25/100

FIG. 4 is a top plan view of the outdoor and garden structure of FIG. 1; and,

FIG. 5 is a bottom plan view of the outdoor and garden structure of FIG. 1.

**1 Claim, 4 Drawing Sheets**





**FIG. 1**

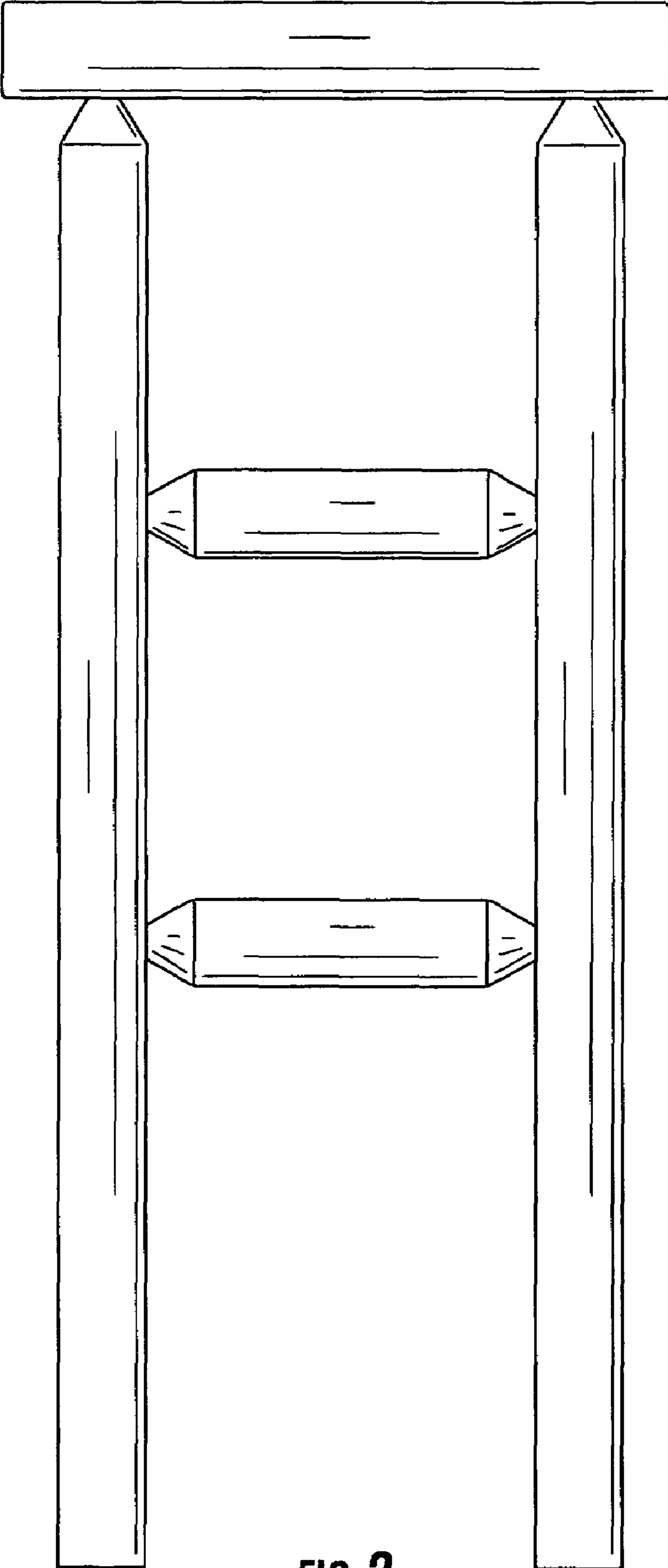




FIG. 2



**FIG. 3**



**FIG. 4**



**FIG. 5**