

US00D585133S

(12) **United States Design Patent**
Petersen

(10) **Patent No.:** **US D585,133 S**
(45) **Date of Patent:** **** Jan. 20, 2009**

(54) **INJECTOR**

(75) Inventor: **Carsten Petersen**, Aarhus (DK)

(73) Assignee: **Bang & Olufsen Medicom A/S**, Struer (DK)

(**) Term: **14 Years**

(21) Appl. No.: **29/307,398**

(22) Filed: **Apr. 17, 2008**

(30) **Foreign Application Priority Data**

Nov. 13, 2007 (DK) DA 2007 00266

(51) **LOC (9) Cl.** **24-02**

(52) **U.S. Cl.** **D24/113**

(58) **Field of Classification Search** D24/114,
D24/112, 133, 113, 186, 104, 130; 606/181,
606/185; 604/232, 187

See application file for complete search history.

(56) **References Cited**

U.S. PATENT DOCUMENTS

D248,046	S	*	5/1978	Tada	D24/113
5,137,516	A	*	8/1992	Rand et al.	D24/112
5,298,023	A	*	3/1994	Haber et al.	604/232
D374,719	S	*	10/1996	Py	D24/113
6,491,709	B2	*	12/2002	Sharma et al.	606/181
D536,788	S	*	2/2007	Trifilio	D24/133
D545,438	S	*	6/2007	Huang et al.	D24/186
D547,454	S	*	7/2007	Hsieh	D24/186

D547,859	S	*	7/2007	Choi	D24/113
D554,266	S	*	10/2007	Striepe et al.	D24/186
D554,759	S	*	11/2007	Barker	D24/186
2002/0013522	A1	*	1/2002	Lav et al.	604/187
2007/0233010	A1	*	10/2007	Perez	604/187

* cited by examiner

Primary Examiner—Louis S Zarfaz

Assistant Examiner—David G Muller

(74) *Attorney, Agent, or Firm*—Buchanan Ingersoll & Rooney PC

(57) **CLAIM**

The ornamental design for an injector, as shown and described.

DESCRIPTION

FIG. 1 is a front, side perspective view of an injector showing my new design;

FIG. 2 is a rear, side perspective view thereof;

FIG. 3 is a right side perspective view thereof;

FIG. 4 is a front elevational view thereof;

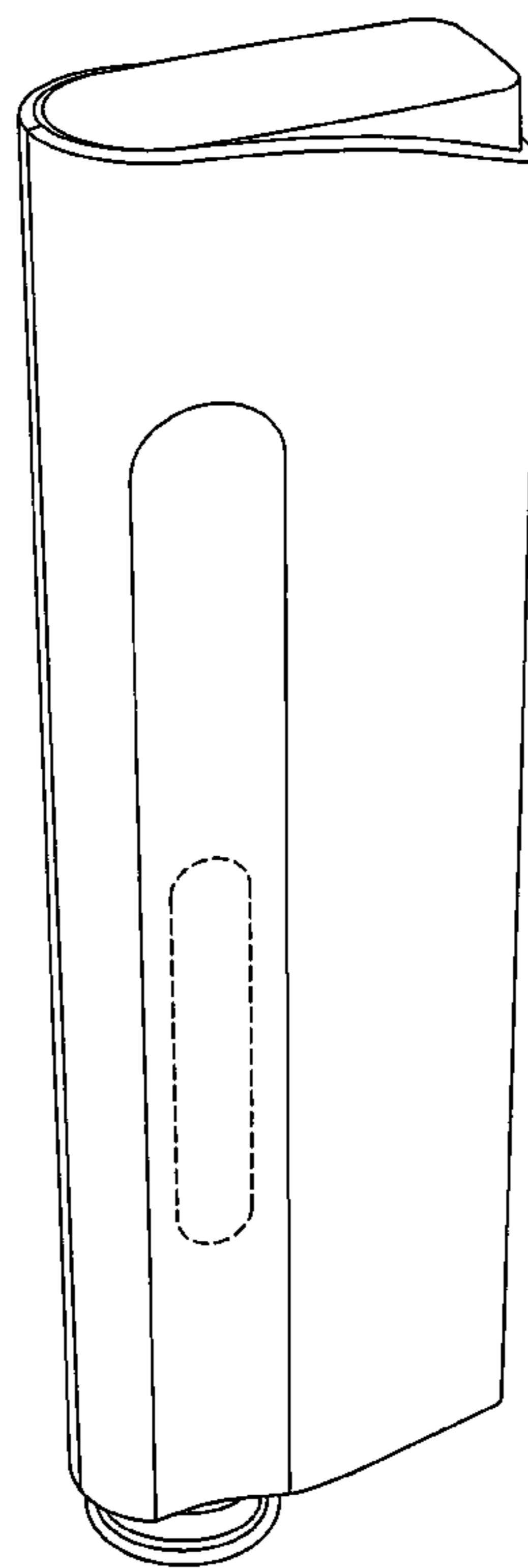
FIG. 5 is a rear elevational view thereof;

FIG. 6 is a top plan view thereof; and,

FIG. 7 is a bottom plan view thereof.

The broken line showing of parts of the drawings is included for the purpose of illustrating use and environment and forms no part of the claimed design.

1 Claim, 7 Drawing Sheets



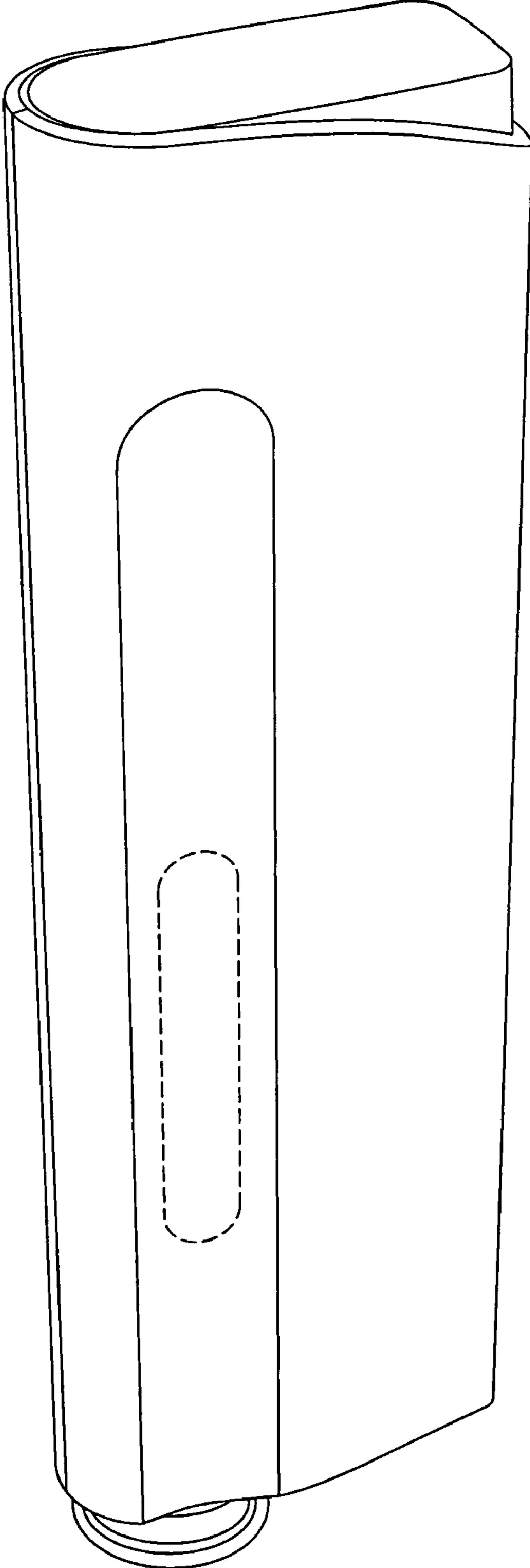


Fig. 1

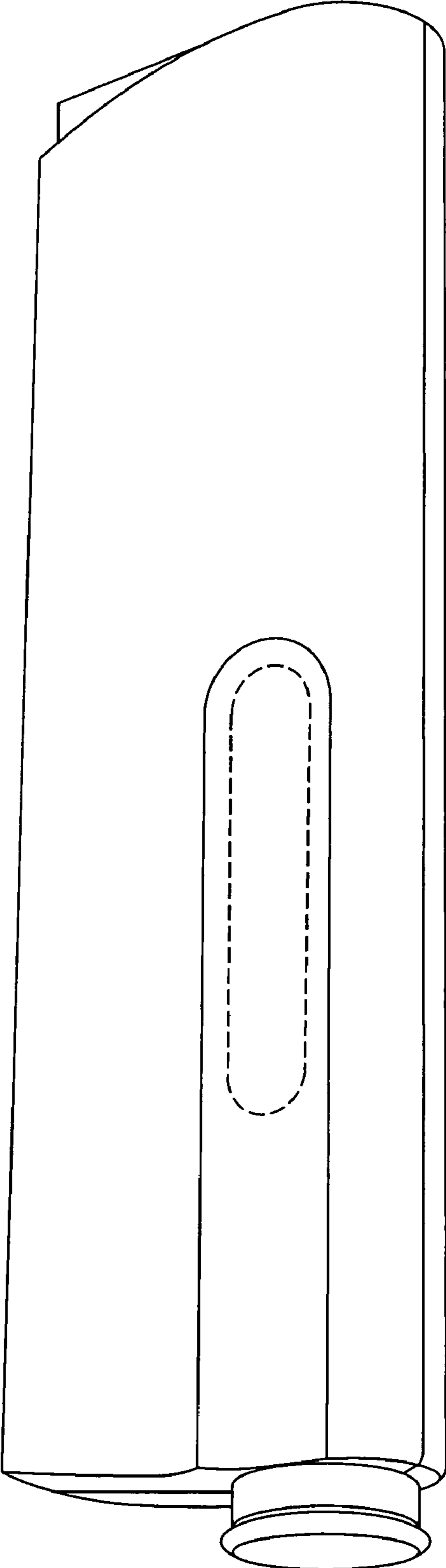


Fig. 2




Fig. 3

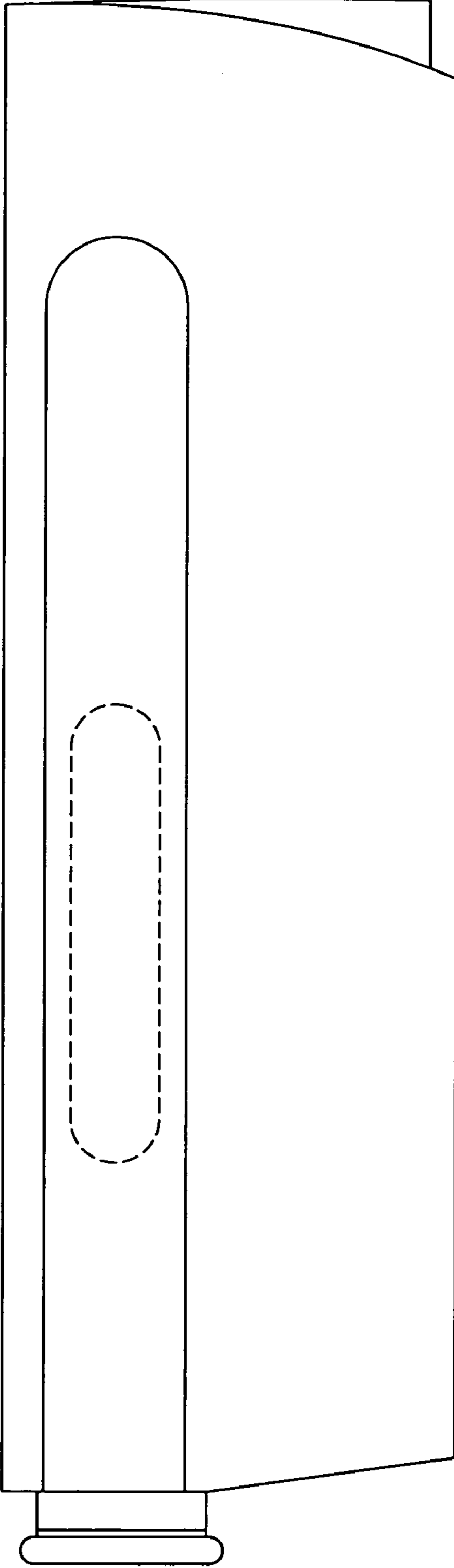


Fig. 4

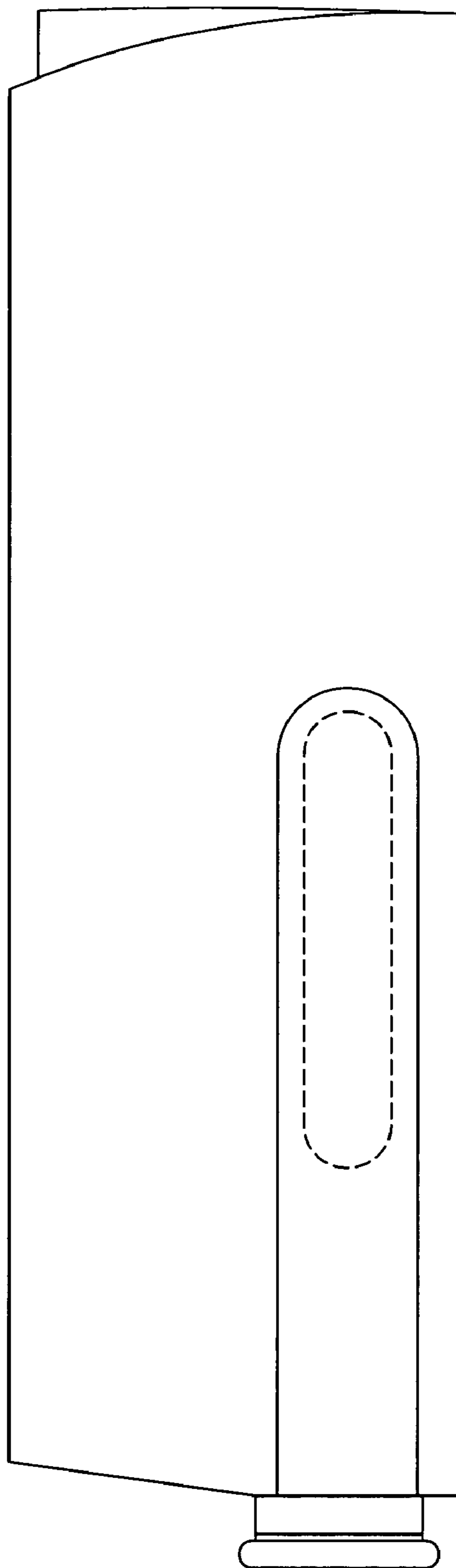


Fig. 5




Fig. 6

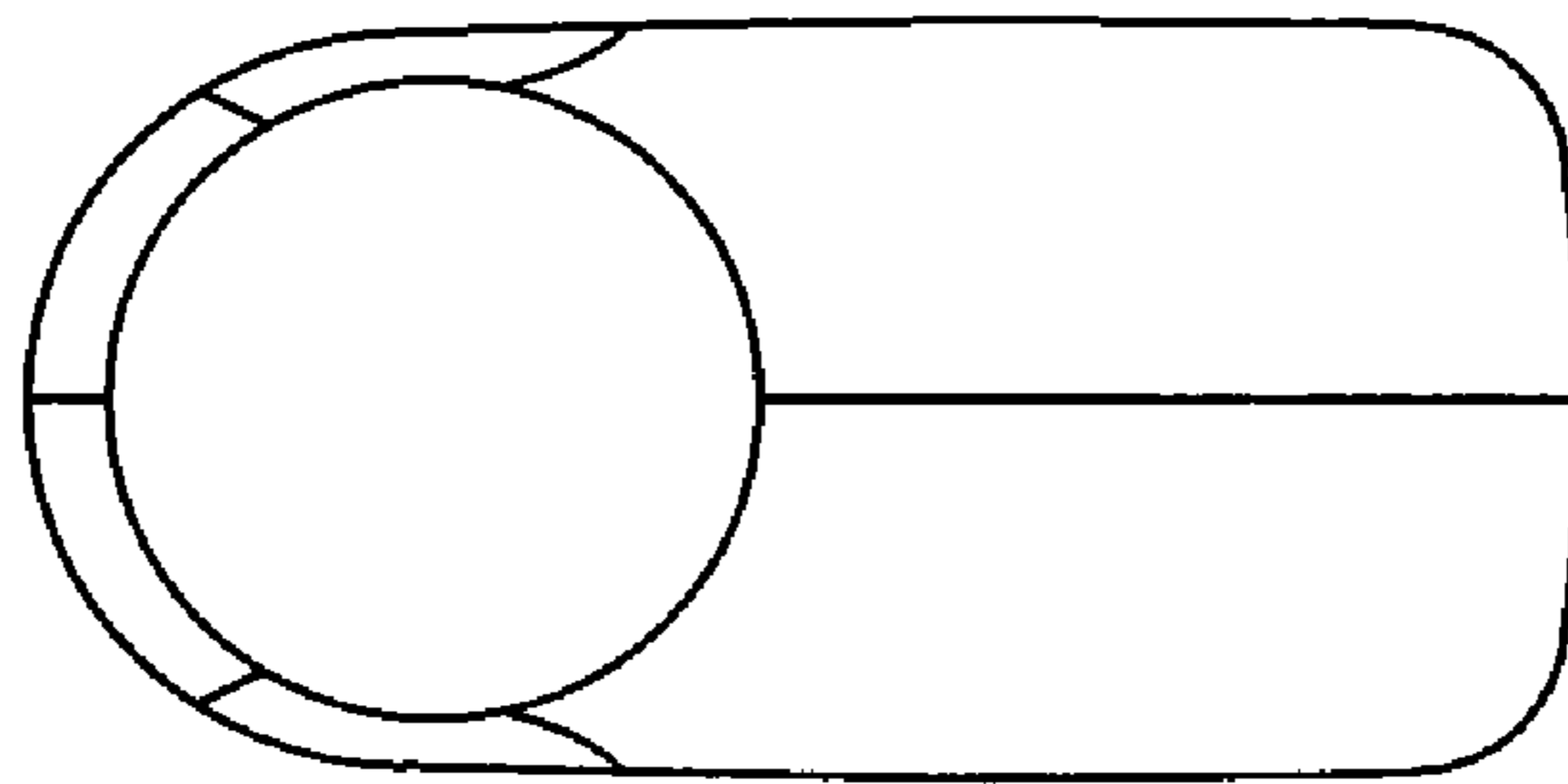


Fig. 7