



US00D585132S

(12) **United States Design Patent**  
**Pukall et al.**

(10) **Patent No.:** **US D585,132 S**

(45) **Date of Patent:** **\*\* Jan. 20, 2009**

(54) **MEDICAL DRAINAGE PUMP**

(75) Inventors: **Britta Pukall**, Männedorf (CH);  
**Therese Naef**, Baden (CH); **Ivo**  
**Ramella**, Ebikon (CH); **Urs Koch**,  
Greppen (CH)

(73) Assignee: **Medela Holding AG** (CH)

(\*\*) Term: **14 Years**

(21) Appl. No.: **29/286,098**

(22) Filed: **Apr. 23, 2007**

(30) **Foreign Application Priority Data**

Oct. 24, 2006 (CH) ..... 133257

(51) **LOC (9) Cl.** ..... **24-02**

(52) **U.S. Cl.** ..... **D24/111**

(58) **Field of Classification Search** ..... D24/108,  
D24/113, 111, 129, 109; 604/30, 33, 35,  
604/154, 155, 74, 76; 128/DIG. 1, DIG. 12  
See application file for complete search history.

(56) **References Cited**

**U.S. PATENT DOCUMENTS**

4,006,743 A \* 2/1977 Kowarski ..... 600/309  
D380,546 S \* 7/1997 Clegg et al. .... D24/111  
5,921,962 A \* 7/1999 Kriesel et al. .... 604/132  
D439,341 S \* 3/2001 Tumey et al. .... D24/169  
6,196,992 B1 \* 3/2001 Keilman et al. .... 604/67  
D461,891 S \* 8/2002 Moberg ..... D24/111  
D468,822 S \* 1/2003 Greter ..... D24/109  
D469,176 S \* 1/2003 Hall et al. .... D24/111  
D471,274 S \* 3/2003 Diaz et al. .... D24/111

D484,146 S \* 12/2003 Urano et al. .... D15/7  
D520,024 S \* 5/2006 Chen ..... D15/7  
D544,092 S \* 6/2007 Lewis ..... D24/108  
D564,087 S \* 3/2008 Yodfat et al. .... D24/108  
2008/0021380 A1 \* 1/2008 Thommen ..... 604/74  
2008/0045887 A1 \* 2/2008 Larsson et al. .... 604/74

\* cited by examiner

*Primary Examiner*—Ian Simmons

*Assistant Examiner*—Carissa C Fitts

(74) *Attorney, Agent, or Firm*—McDonnell Boehnen Hulbert  
& Berghoff LLP

(57) **CLAIM**

The ornamental design for a medical drainage pump, as  
shown and described.

**DESCRIPTION**

FIG. 1 is a drawing showing a perspective view of the medical  
drainage pump of the new design;

FIG. 2 is a drawing showing a front side view of the design  
shown in FIG. 1;

FIG. 3 is a drawing showing a rear side view of the design  
shown in FIG. 1;

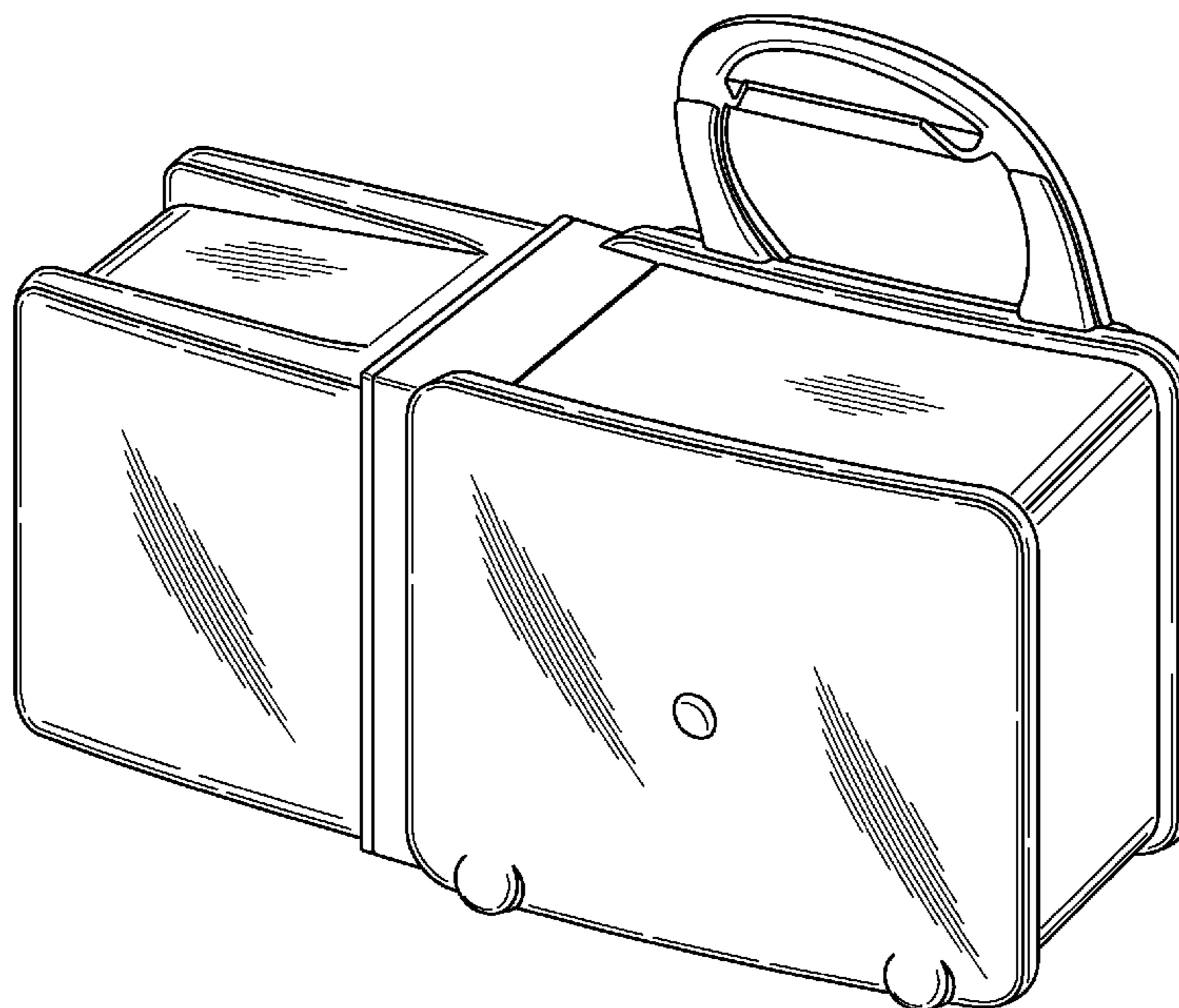
FIG. 4 is a drawing showing a right side view of the design  
shown in FIG. 1;

FIG. 5 is a drawing showing a left side view from the design  
shown in FIG. 1;

FIG. 6 is a drawing showing a top view from the design shown  
in FIG. 1; and,

FIG. 7 is a drawing showing a bottom view from the design  
shown in FIG. 1.

**1 Claim, 4 Drawing Sheets**



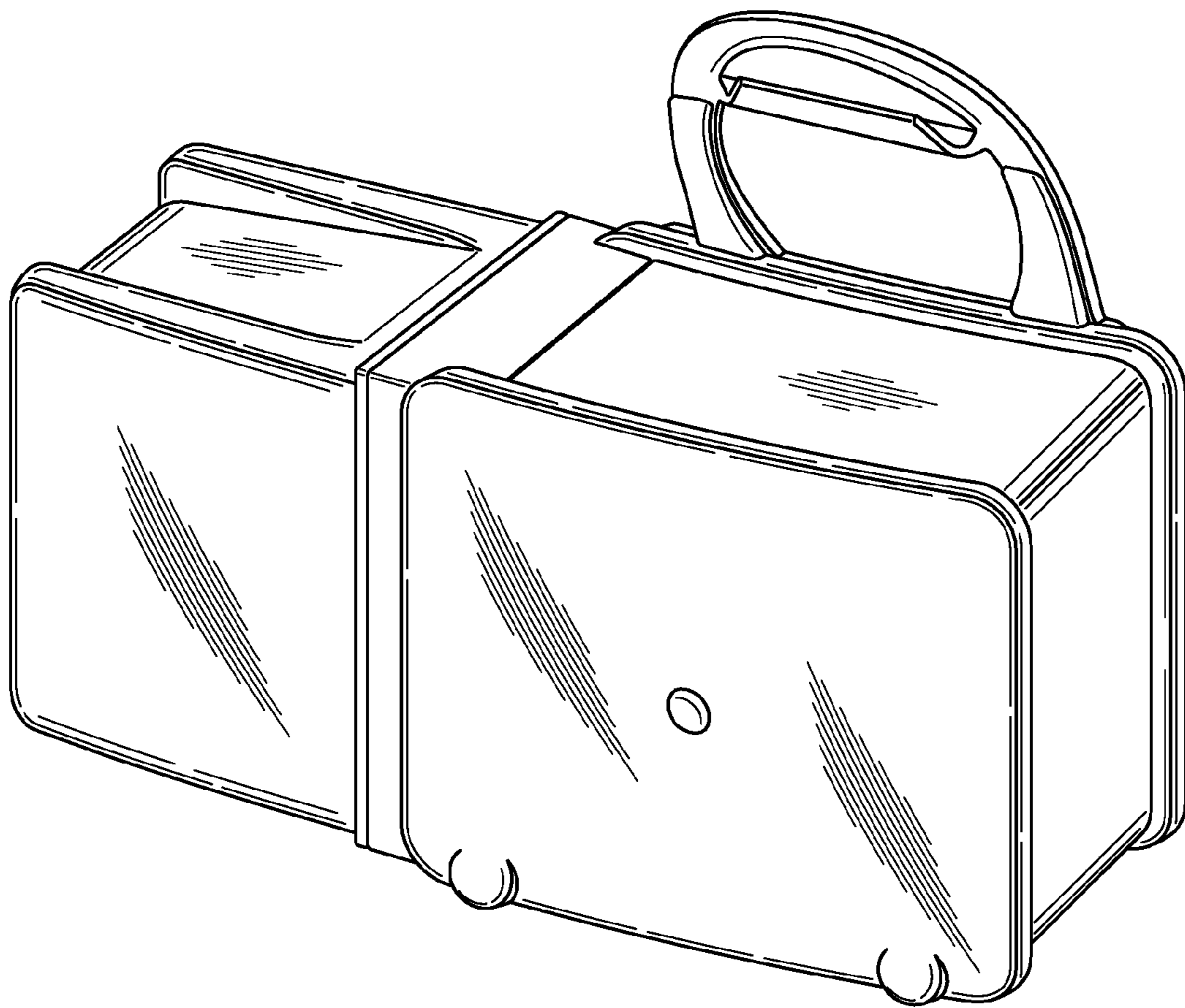


Fig. 1

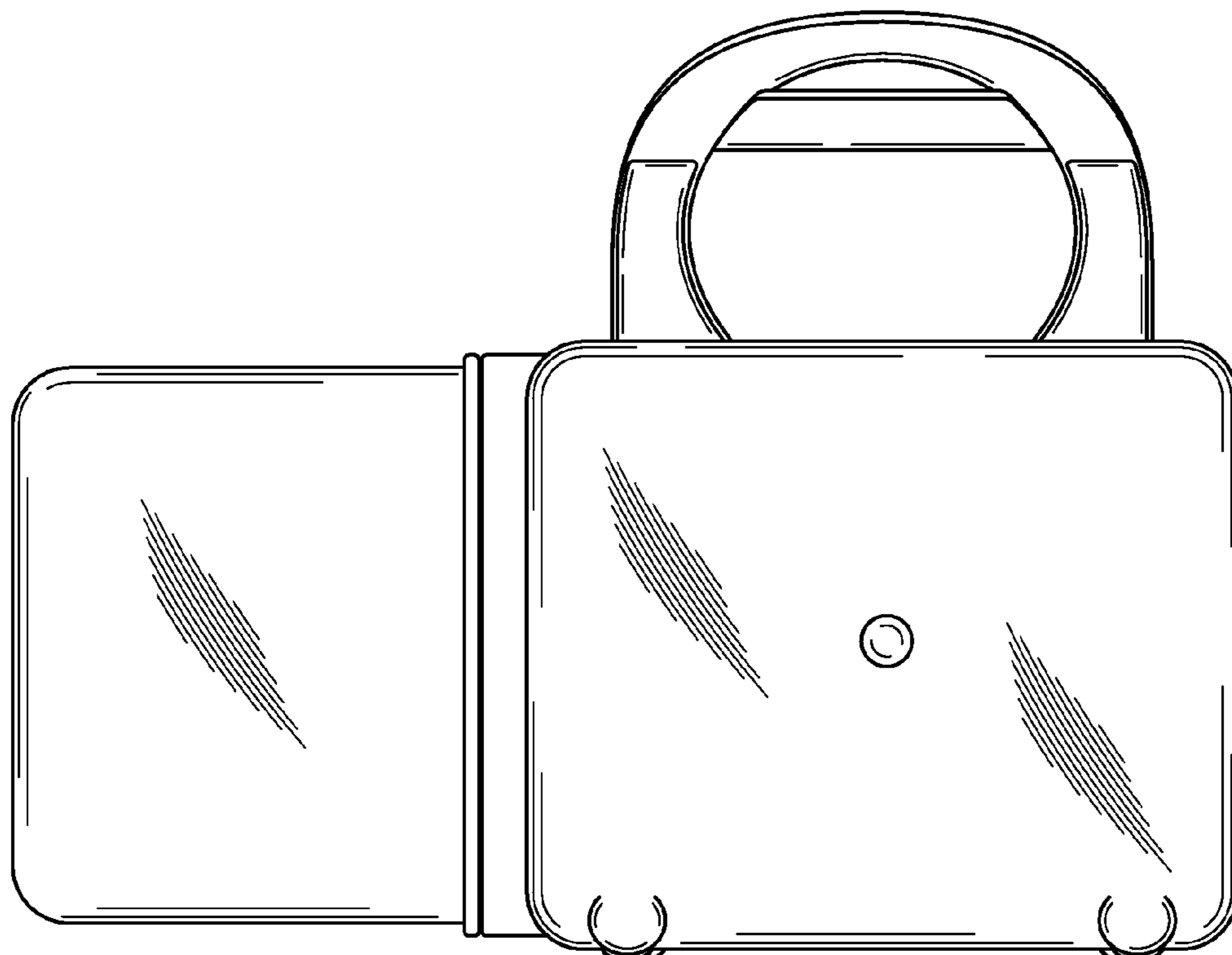


Fig. 2

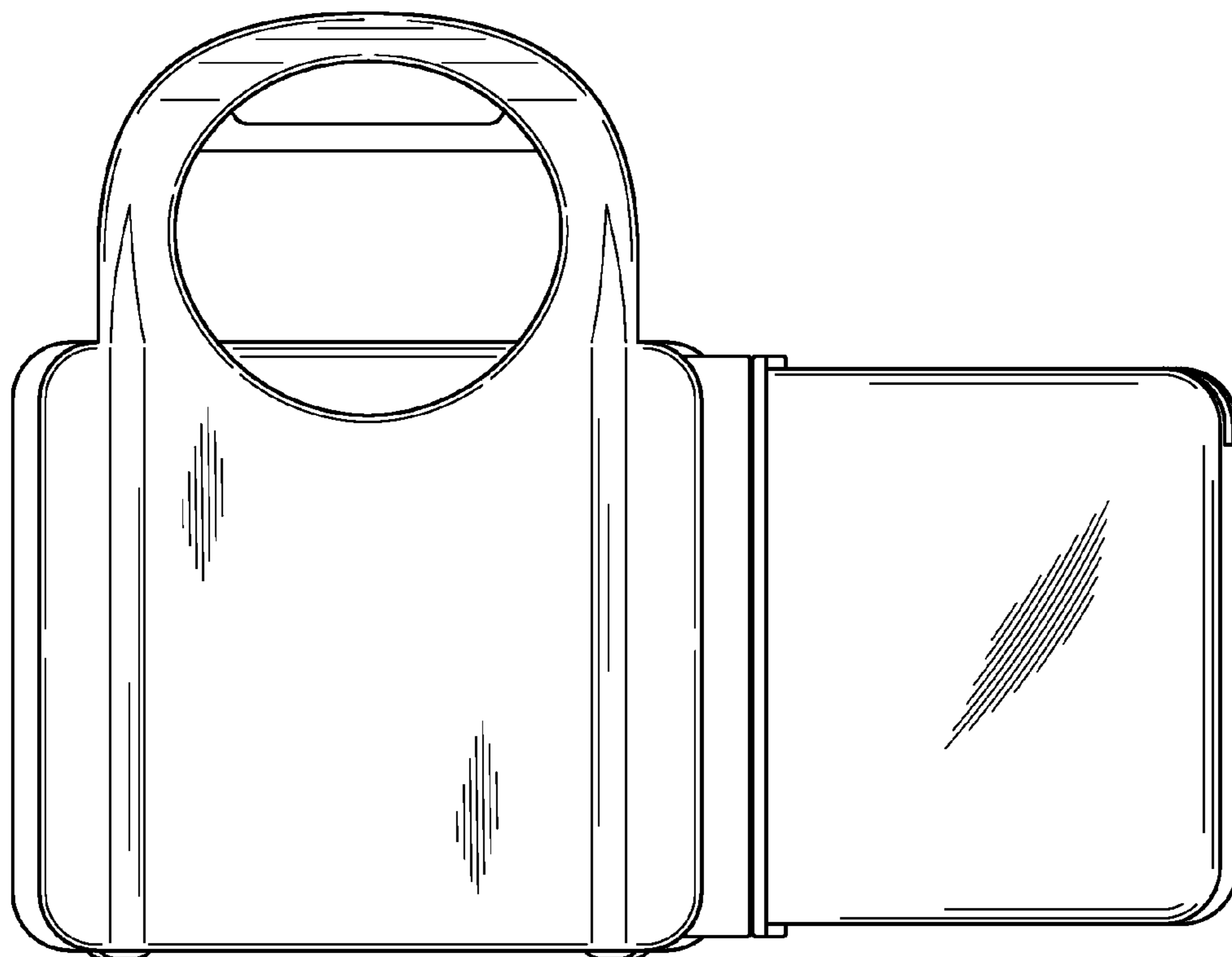


Fig. 3

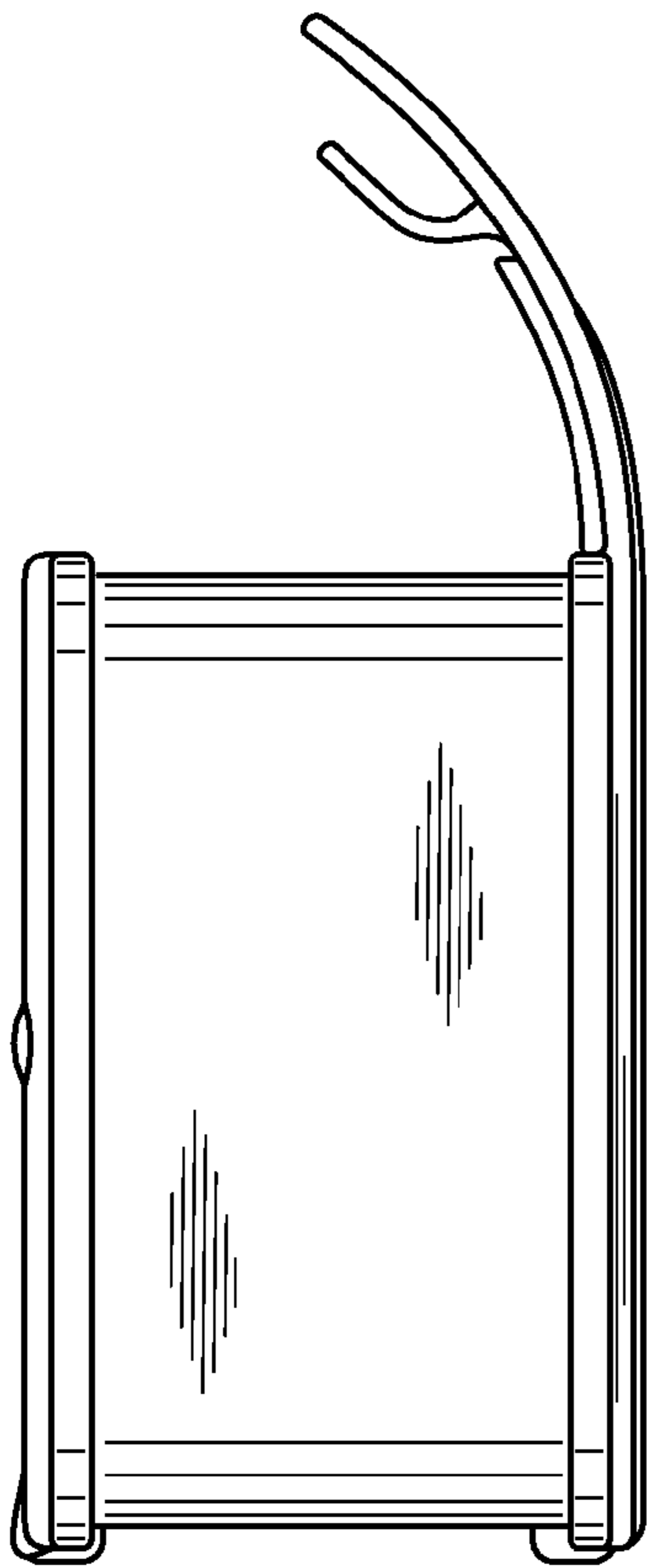


Fig. 4

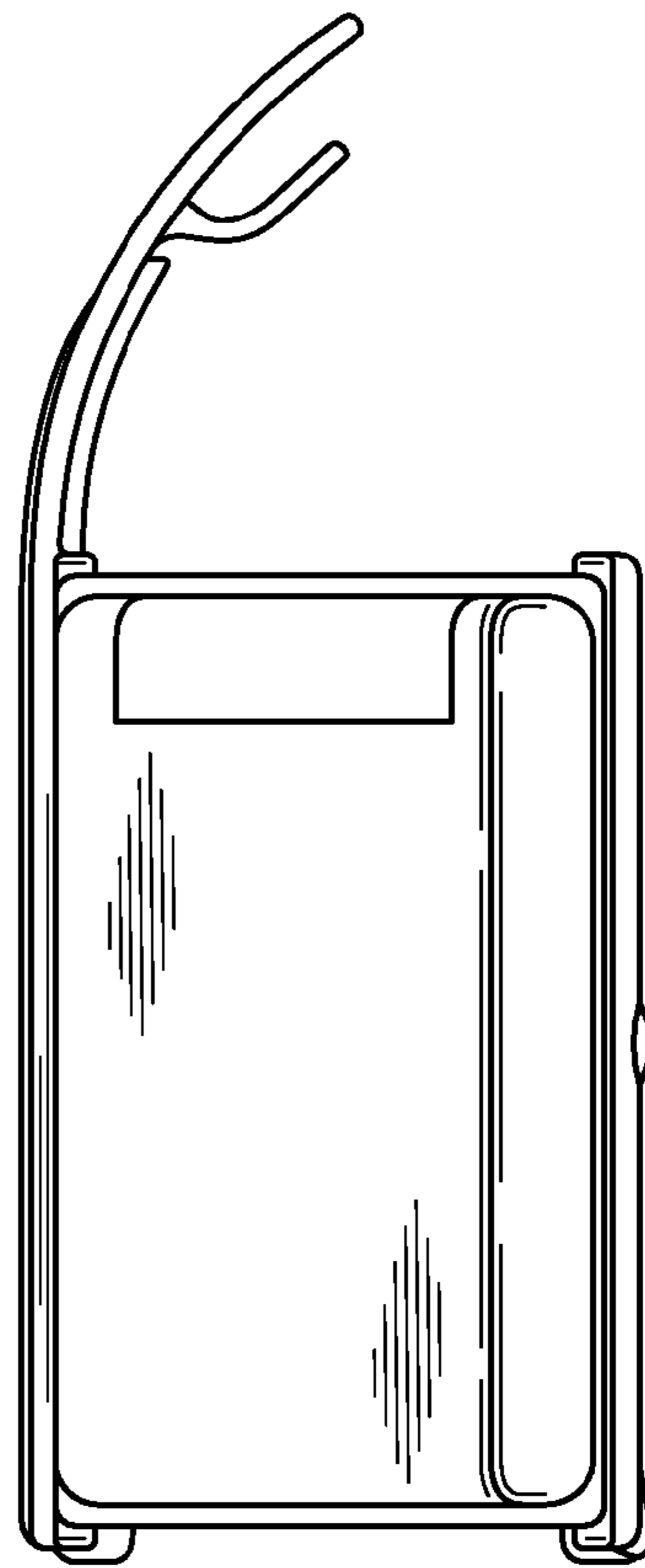


Fig. 5




Fig. 6




Fig. 7

UNITED STATES PATENT AND TRADEMARK OFFICE  
**CERTIFICATE OF CORRECTION**

PATENT NO. : Des. 585,132 S  
APPLICATION NO. : 29/286098  
DATED : January 20, 2009  
INVENTOR(S) : Pukall et al.

Page 1 of 1

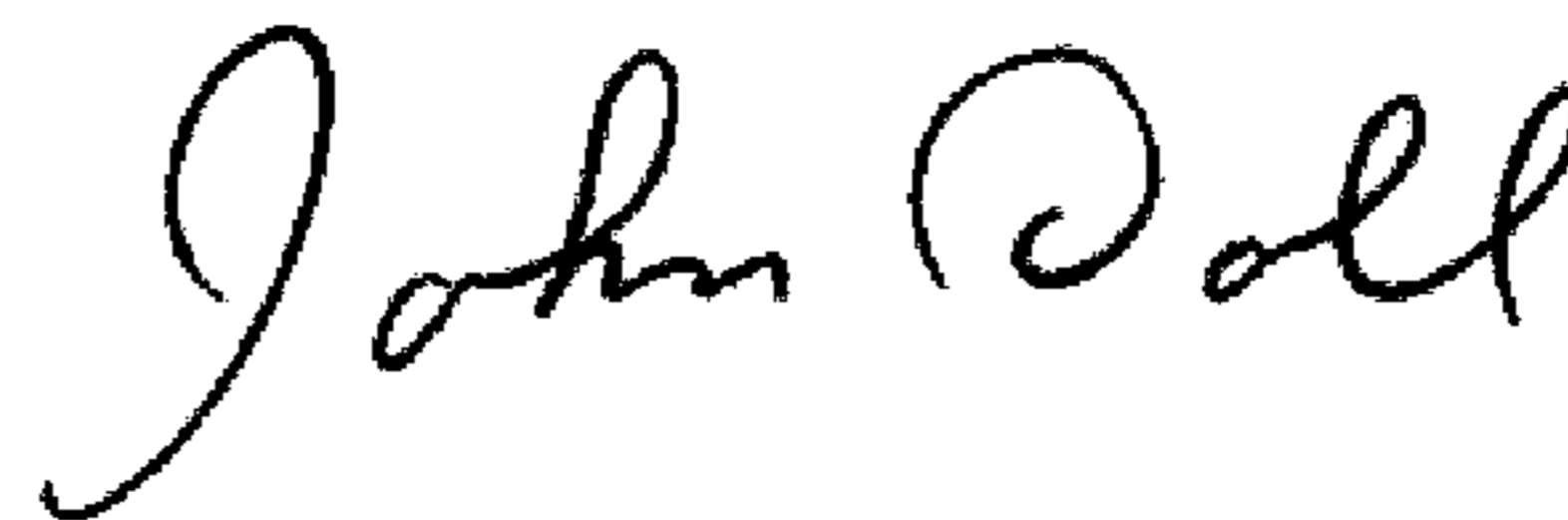
It is certified that error appears in the above-identified patent and that said Letters Patent is hereby corrected as shown below:

On the cover page:

At number (30), the second foreign priority application is missing. Below the information for (CH) 133257, please add -- April 20, 2007 (CH) 133926 --

Signed and Sealed this

Seventh Day of July, 2009



JOHN DOLL  
*Acting Director of the United States Patent and Trademark Office*