



US00D585115S

(12) **United States Design Patent**
Eilmus

(10) **Patent No.:** **US D585,115 S**

(45) **Date of Patent:** **** Jan. 20, 2009**

(54) **HANDLE**

(75) Inventor: **Niels J. Eilmus**, Sheboygan, WI (US)

(73) Assignee: **Kohler Co.**, Kohler, WI (US)

(**) Term: **14 Years**

(21) Appl. No.: **29/303,343**

(22) Filed: **Feb. 7, 2008**

(51) **LOC (9) Cl.** **23-01**

(52) **U.S. Cl.** **D23/250**

(58) **Field of Classification Search** D23/238,
D23/241–242, 243, 245, 252, 255, 249, 250;
4/675–678; 137/615, 801; D8/307–308;
16/110.1

See application file for complete search history.

(56) **References Cited**

U.S. PATENT DOCUMENTS

D465,268	S	*	11/2002	Mullenmeister	D23/250
D509,285	S	*	9/2005	Blattner et al.	D23/250
D518,151	S	*	3/2006	Ito	D23/241
D521,605	S	*	5/2006	Koury et al.	D23/250
D541,908	S	*	5/2007	Haug et al.	D23/250
D560,760	S	*	1/2008	Heck et al.	D23/238
D570,963	S	*	6/2008	Hoernig	D23/250

OTHER PUBLICATIONS

K&B. "Atrio Series Solid Brass Kitchen/Bar Faucet".
ForKitchenandBath.com online catalog.

Kallista Inc. Barbara Barry Bath Deck Faucet, Cross Handles. Model No. P22603-CR. Kallista.com online catalog. Copyright 2007 Kallista Inc.

* cited by examiner

Primary Examiner—Robin V Webster

(74) *Attorney, Agent, or Firm*—Quarles & Brady LLP

(57) **CLAIM**

The ornamental design for a handle, as shown and described.

DESCRIPTION

In a preferred embodiment, the nature of this product is a handle for a plumbing fitting such as a shower water control or a faucet.

FIG. 1 is a right, top, front perspective view of a handle embodying my new design;

FIG. 2 is a front elevational view thereof;

FIG. 3 is a right side elevational view thereof, the left side elevational view thereof being a mirror image of the right side shown;


FIG. 4 is a rear elevational view thereof;

FIG. 5 is a top plan view thereof; and,

FIG. 6 is a bottom plan view thereof.

The broken line representations in the figures are for the purpose of illustration only, and forms no part of the claimed design.

1 Claim, 2 Drawing Sheets






FIG. 1




FIG. 2

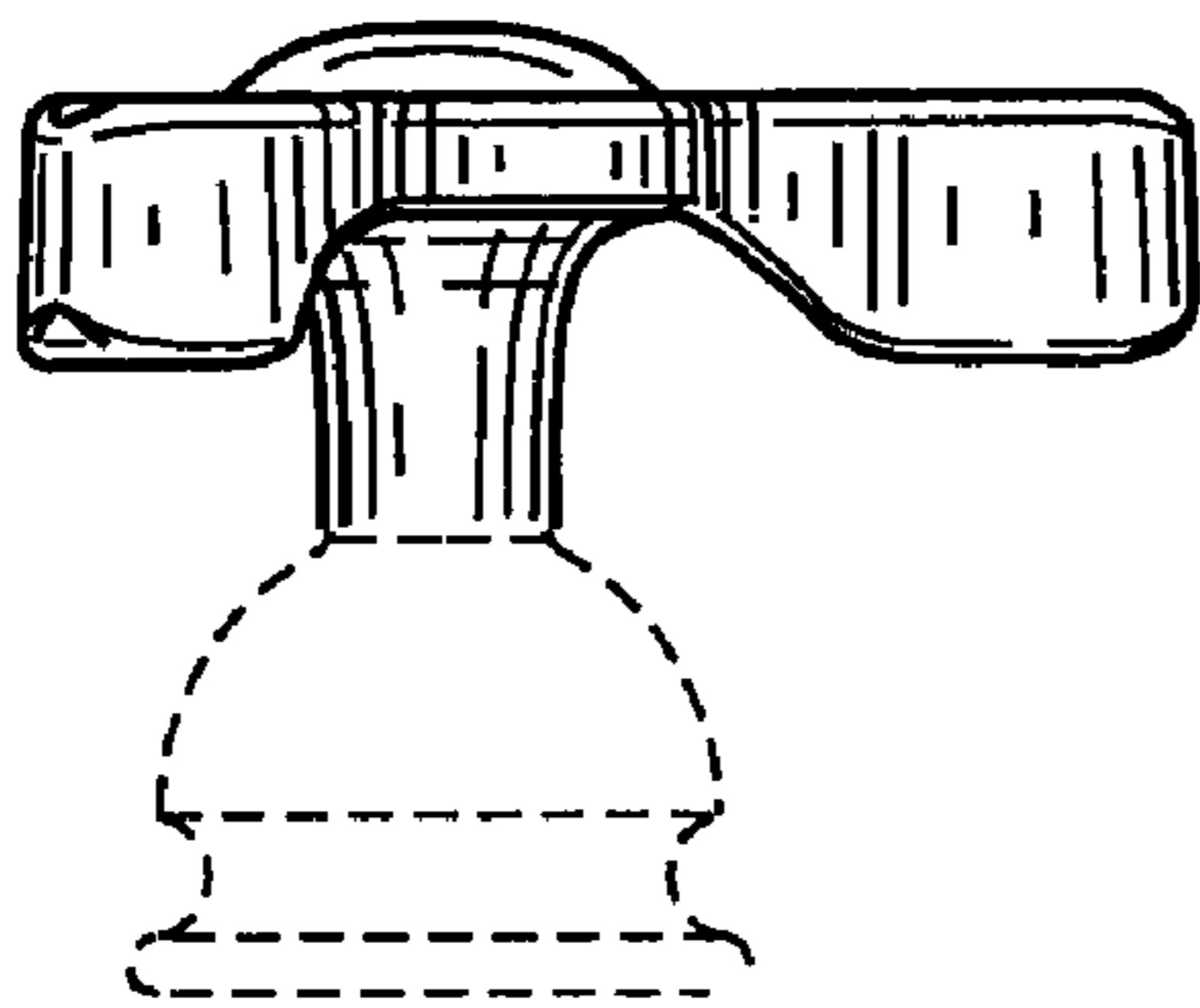


FIG. 3




FIG. 4

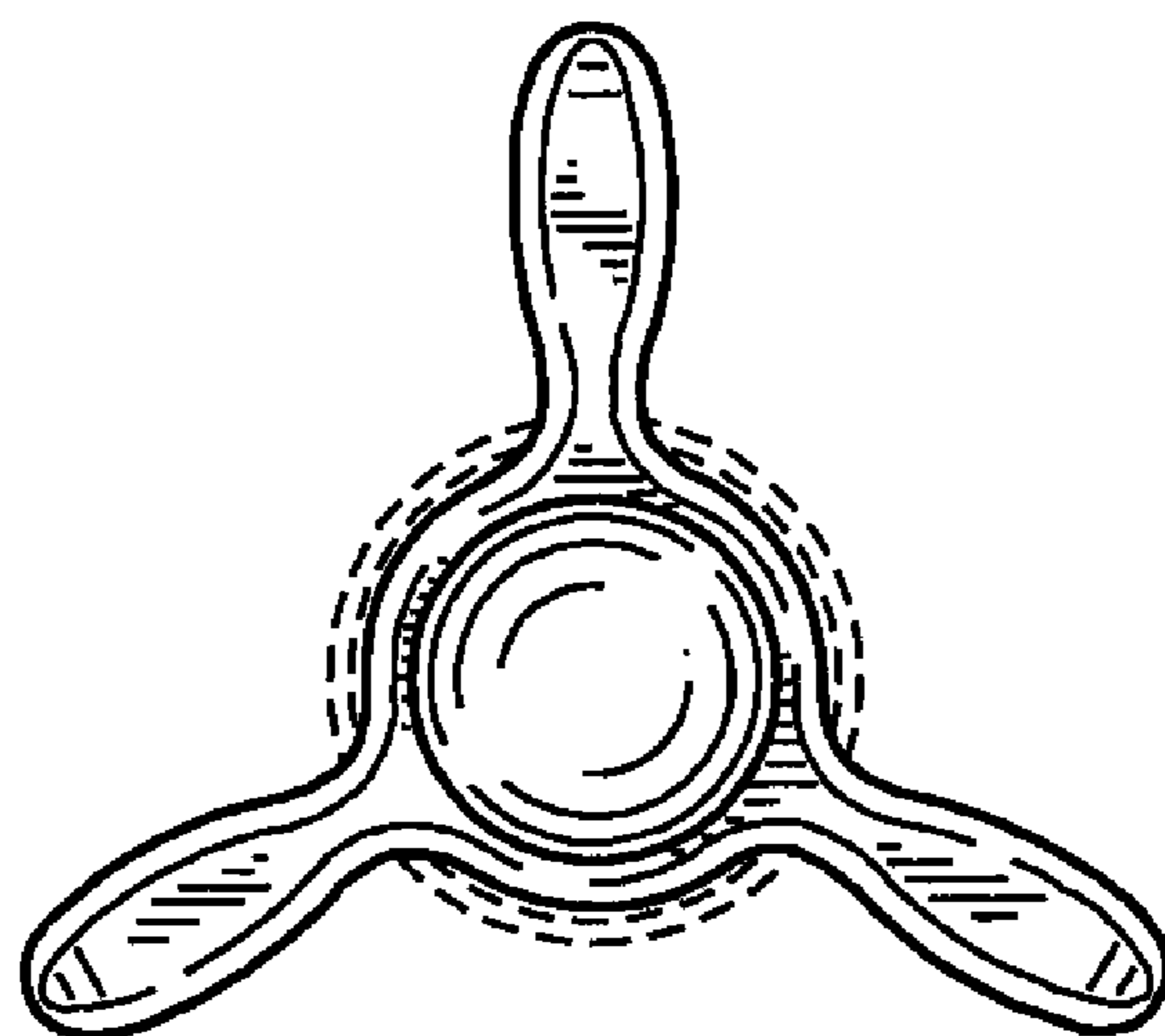


FIG. 5




FIG. 6