



US00D585098S

(12) **United States Design Patent**
Rauwerdink

(10) **Patent No.:** **US D585,098 S**

(45) **Date of Patent:** **** Jan. 20, 2009**

(54) **EXERCISE APPARATUS**

7,052,449 B2 5/2006 Chen
D523,913 S 6/2006 Van Straaten

(75) Inventor: **Matthew Rauwerdink**, Portland, OR
(US)

(Continued)

(73) Assignee: **Nautilus, Inc.**, Vancouver, WA (US)

OTHER PUBLICATIONS

(**) Term: **14 Years**

“MG-032 Ski Machine”, Modas Shing Co., Ltd., Taiwan, R.O.C.,
date unknown.

(21) Appl. No.: **29/297,817**

(Continued)

(22) Filed: **Nov. 19, 2007**

Primary Examiner—Philip S Hyder

(74) *Attorney, Agent, or Firm*—Dorsey & Whitney LLP

(51) **LOC (9) Cl.** **21-02**

(57) **CLAIM**

(52) **U.S. Cl.** **D21/686**

(58) **Field of Classification Search** D21/662,
D21/671, 686, 688, 689, 687, 690, 694; 482/140,
482/142, 146, 147, 79, 80, 90

The ornamental design for an exercise apparatus, as shown
and described.

See application file for complete search history.

DESCRIPTION

(56) **References Cited**

FIG. 1 is a top perspective view of an exercise apparatus with
the broken lines showing elements, such as a cushioning
element and footings, for illustrative purposes and forming no
part of the claimed invention;

U.S. PATENT DOCUMENTS

FIG. 2 is a bottom perspective view of the exercise apparatus
of FIG. 1 with the broken lines showing elements, such as
cushioning elements and footings, for illustrative purposes
and forming no part of the claimed invention;

246,458 A	8/1881	Chandler	
3,451,672 A	6/1969	Kazdan	
D276,672 S	12/1984	Giorgetti	
D286,802 S	11/1986	Ahlberg	
4,752,067 A *	6/1988	Colonello	482/140
D323,367 S	1/1992	Smith, IV	
5,330,399 A	7/1994	Fan	
D365,610 S	12/1995	Fraser	
D375,985 S	11/1996	Dailey et al.	
5,584,786 A *	12/1996	Almeda	482/142
5,603,678 A	2/1997	Wilson	
5,634,870 A	6/1997	Wilkinson	
5,645,516 A	7/1997	Foster	
5,702,354 A	12/1997	DeSpain et al.	
5,728,048 A	3/1998	Hirschfeld	
5,897,474 A	4/1999	Romero	
D412,191 S *	7/1999	Woo	D21/686
D418,563 S	1/2000	Hwang	
D428,948 S *	8/2000	Gebhard	D21/686
6,375,600 B1	4/2002	Malette	
6,421,935 B1	7/2002	Bartlett	
D463,836 S	10/2002	Herbst	
D493,500 S *	7/2004	Dalebout et al.	D21/694
6,945,919 B2	9/2005	Yang	

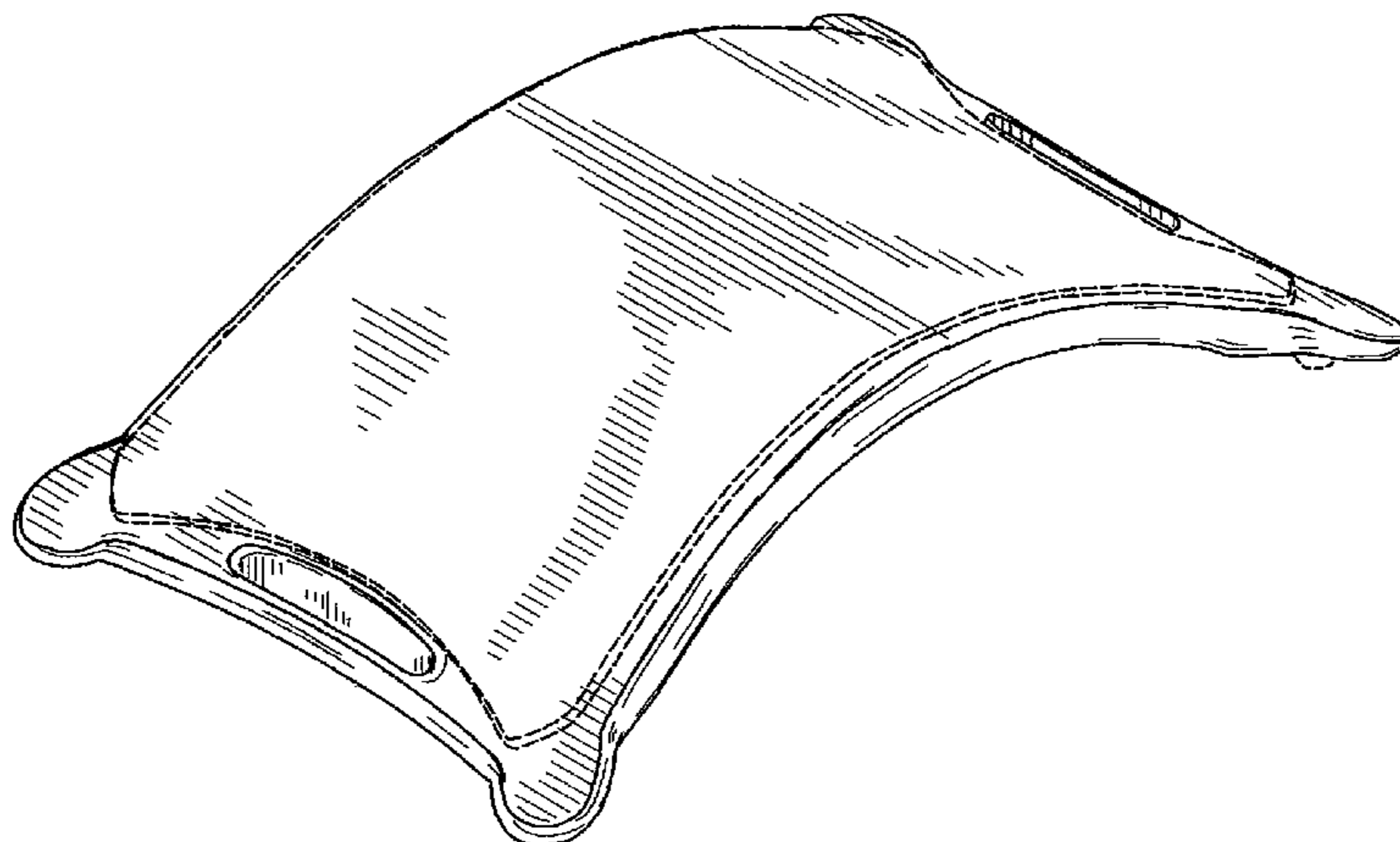
FIG. 3 is a front elevation view of the exercise apparatus of
FIG. 1 with the broken lines showing elements forming no
part of the claimed invention and the cushioning elements not
shown in this figure;

FIG. 4 is a side elevation view of the exercise apparatus of
FIG. 1 with the broken lines showing elements forming no
part of the claimed invention and the cushioning elements not
shown in this figure;

FIG. 5 is a top view of the exercise apparatus of FIG. 1 with
the cushioning elements not shown in this figure; and,

FIG. 6 is a bottom view of the exercise apparatus of FIG. 1
with the broken lines showing elements forming no part of the
claimed invention and the cushioning elements not shown in
this figure.

1 Claim, 4 Drawing Sheets



U.S. PATENT DOCUMENTS

D526,033	S	8/2006	Van Straaten et al.	
D546,403	S *	7/2007	Schaefer et al.	D21/686
2005/0020418	A1	1/2005	Lin	
2005/0043150	A1	2/2005	Nitta et al.	
2005/0130814	A1	6/2005	Nitta et al.	
2006/0030463	A1	2/2006	Maloy et al.	
2006/0105894	A1	5/2006	Denoth et al.	

OTHER PUBLICATIONS

“The Standing Firm System *half the time . . . twice the results*”, located at <http://www.standingfirm.com/Default.htm>, pp. 1-2 (First publ. date unknown, website pages printed on Sep. 4, 2003).

“The Standing Firm System *it's easy*”, located at http://standingfirm.com/the_standing_workout.htm, pp. 1-4 (First publ. date unknown, website pages printed on Sep. 4, 2003).

“The Standing Firm System *pictures and media coverage*”, located at http://www.standingfirm.com/media_press.htm, pp. 1-5 (First publ. date unknown, website pages printed on Sep. 4, 2003).

“The Standing Firm System *firm believers*”, located at http://www.standingfirm.com/firm_believer.htm, pp. 1-2 (First publ. date unknown, website pages printed on Sep. 4, 2003).

“The Standing Firm System *how to order*”, located at http://www.standingfirm.com/how_it_order.htm, 1 page (First publ. date unknown, website pages printed on Sep. 4, 2003).

“The Standing Firm System *donna snow*”, located at http://www.standingfirm.com/About_donna.htm, pp. 1-2 (First publ. date unknown, website pages printed on Sep. 4, 2003).

“The Standing Firm System *new workout of the month*”, located at http://www.standingfirm.com/monthly_workout.htm, pp. 1-3 (First publ. date unknown, website pages printed on Sep. 4, 2003).

“The Standing Firm System *standing firm for muscle activation techniques*”, located at http://www.standingfirm.com/muscle_activation_tech.htm, pp. 1-3 (First publ. date unknown, website pages printed on Sep. 4, 2003).

“The Standing Firm System Muscle Activation Techniques With The Standing Firm System”, located at <http://www.standingfirm.com/mat.htm>, pp. 1-2 (2004).

“The Standing Firm System”, located at <http://www.standingfirm.com>, 1 page (2004).

“The Standing Firm System About Donna Snow CPA & Creator of The Standing Firm”, located at <http://www.standingfirm.com/about.htm>, 1 page (2004).

“Standing Firm® Pilates—Training From the Core”, located at <http://www.standing-pilates.com>, 1 page (2004).

“The Standing Firm System”, located at http://www.standingfirm.com/ballet_body.htm, 1 page (2004).

* cited by examiner

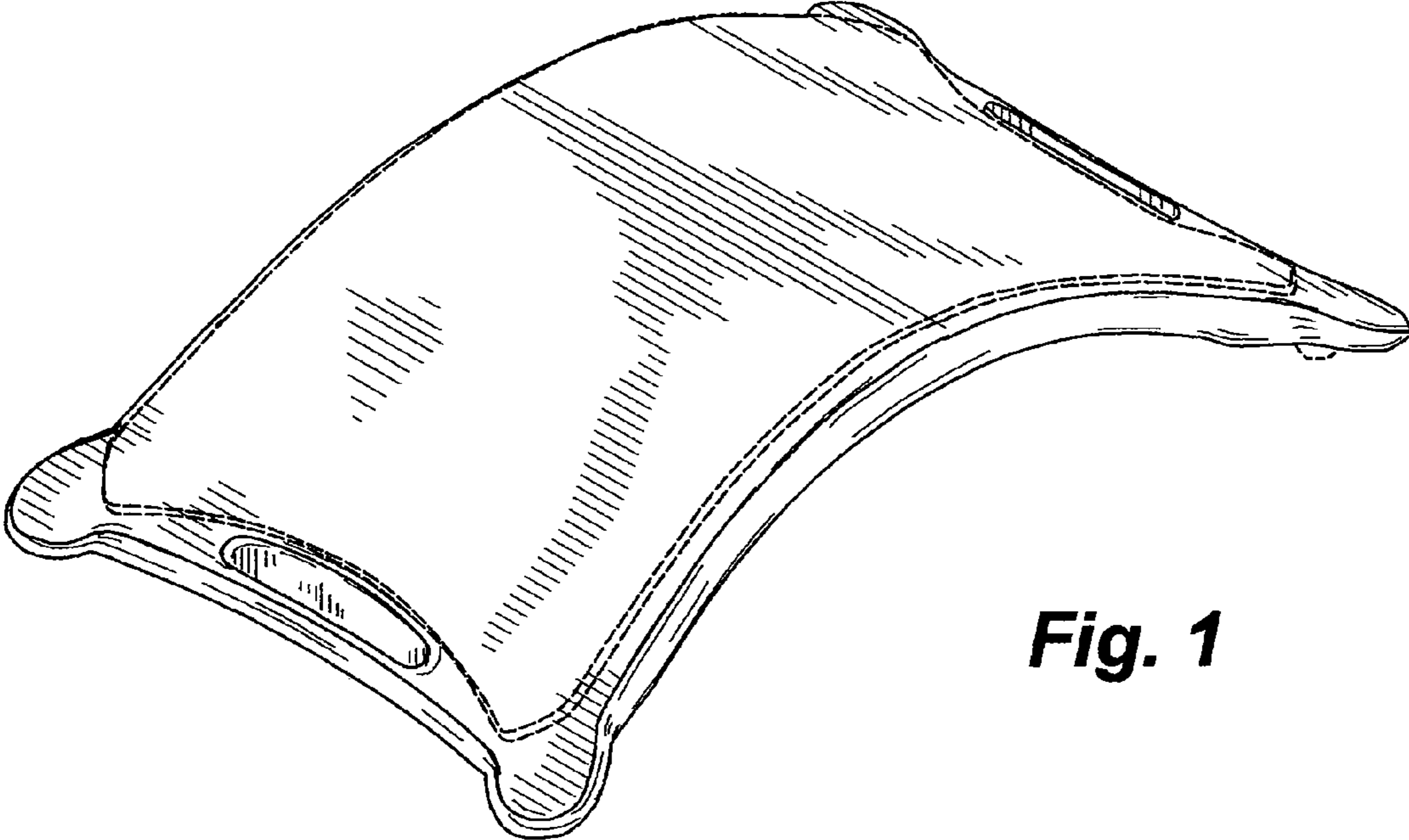


Fig. 1

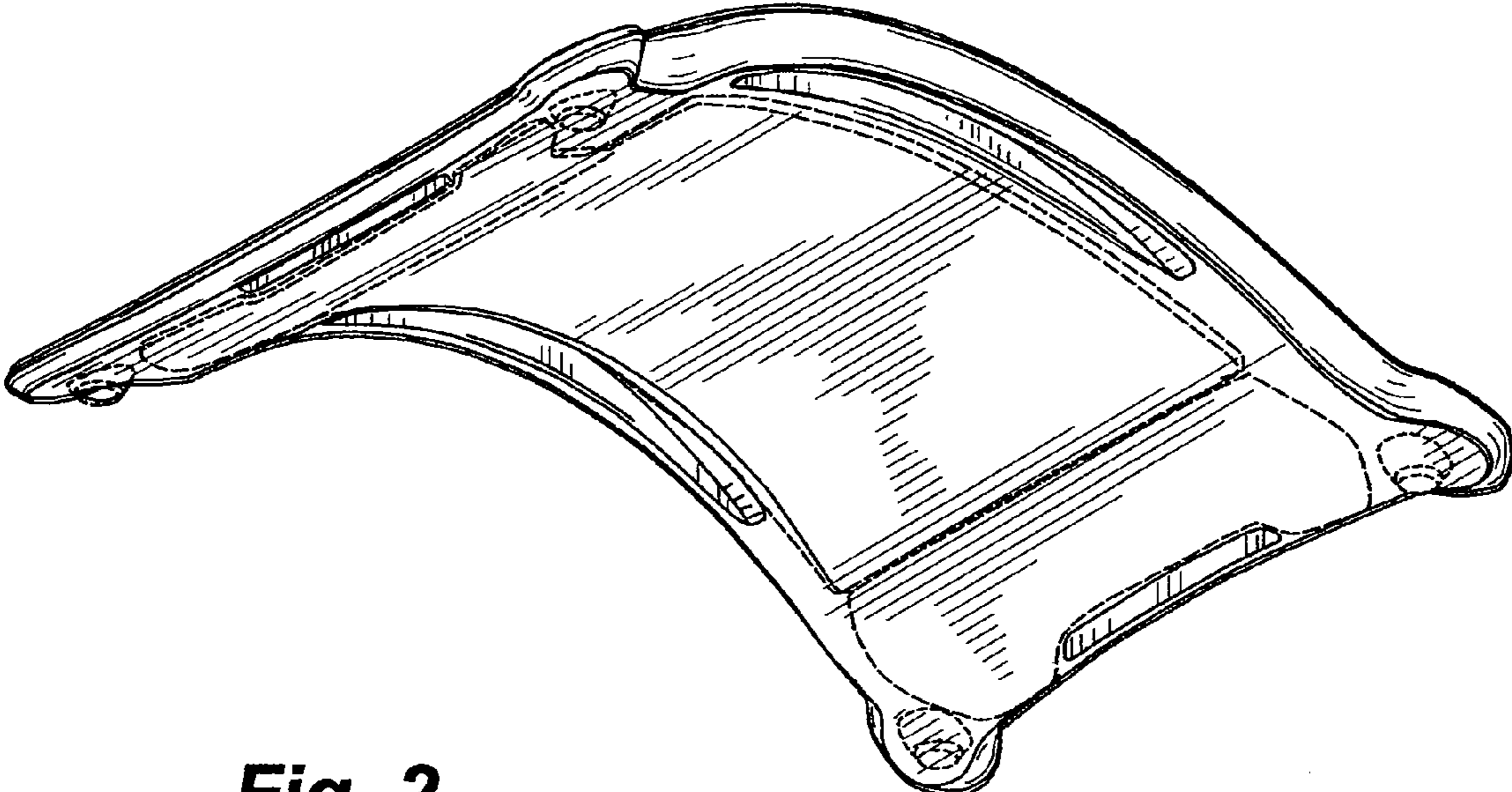


Fig. 2

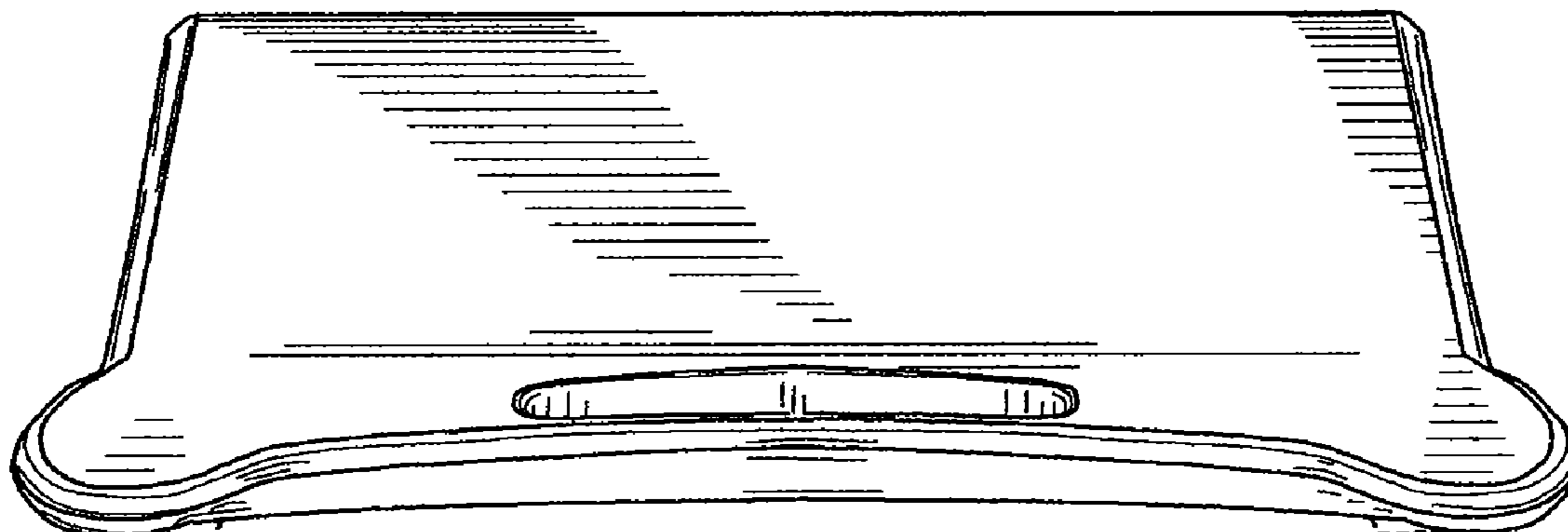


Fig. 3



Fig. 4

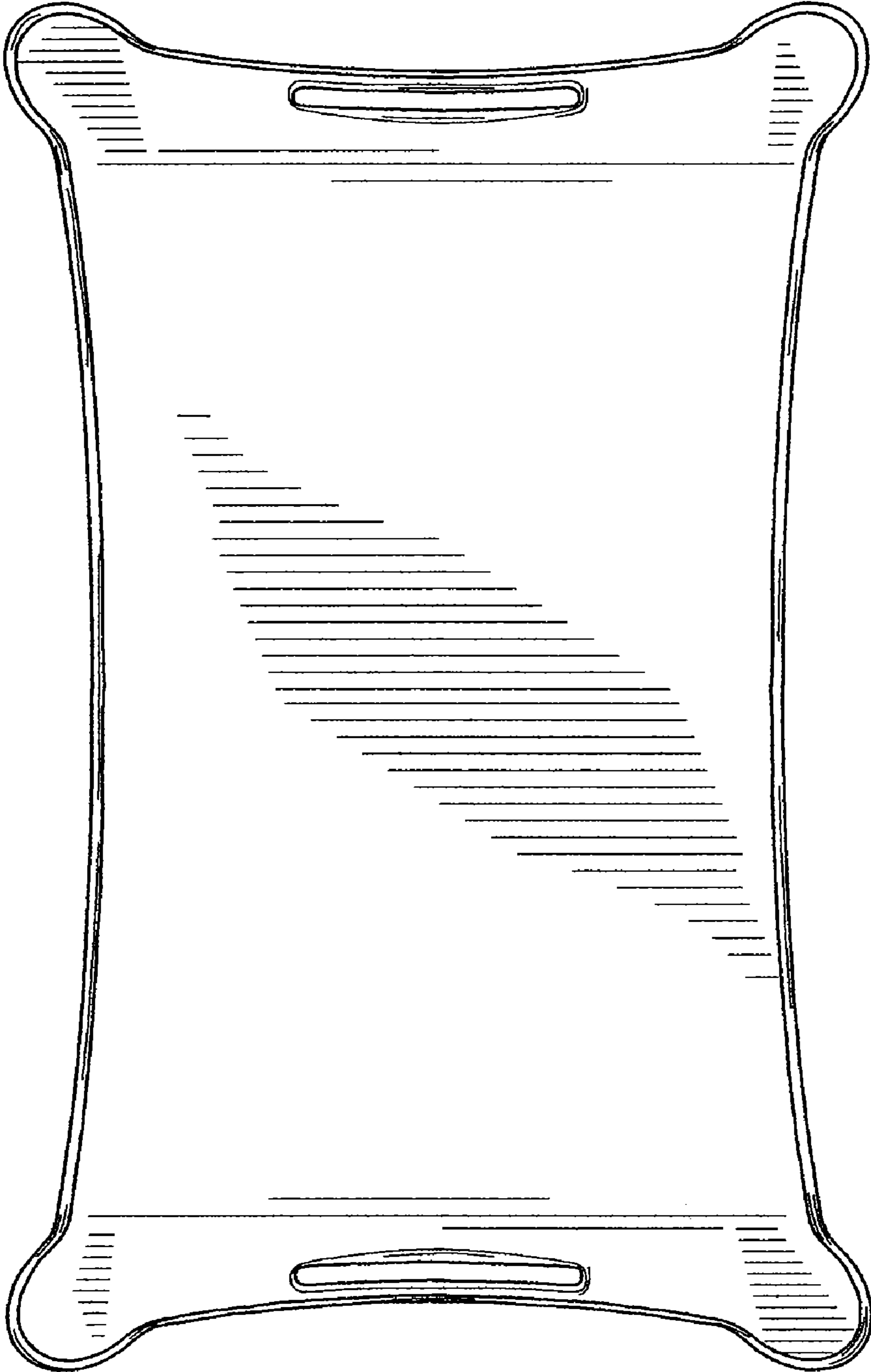


Fig. 5

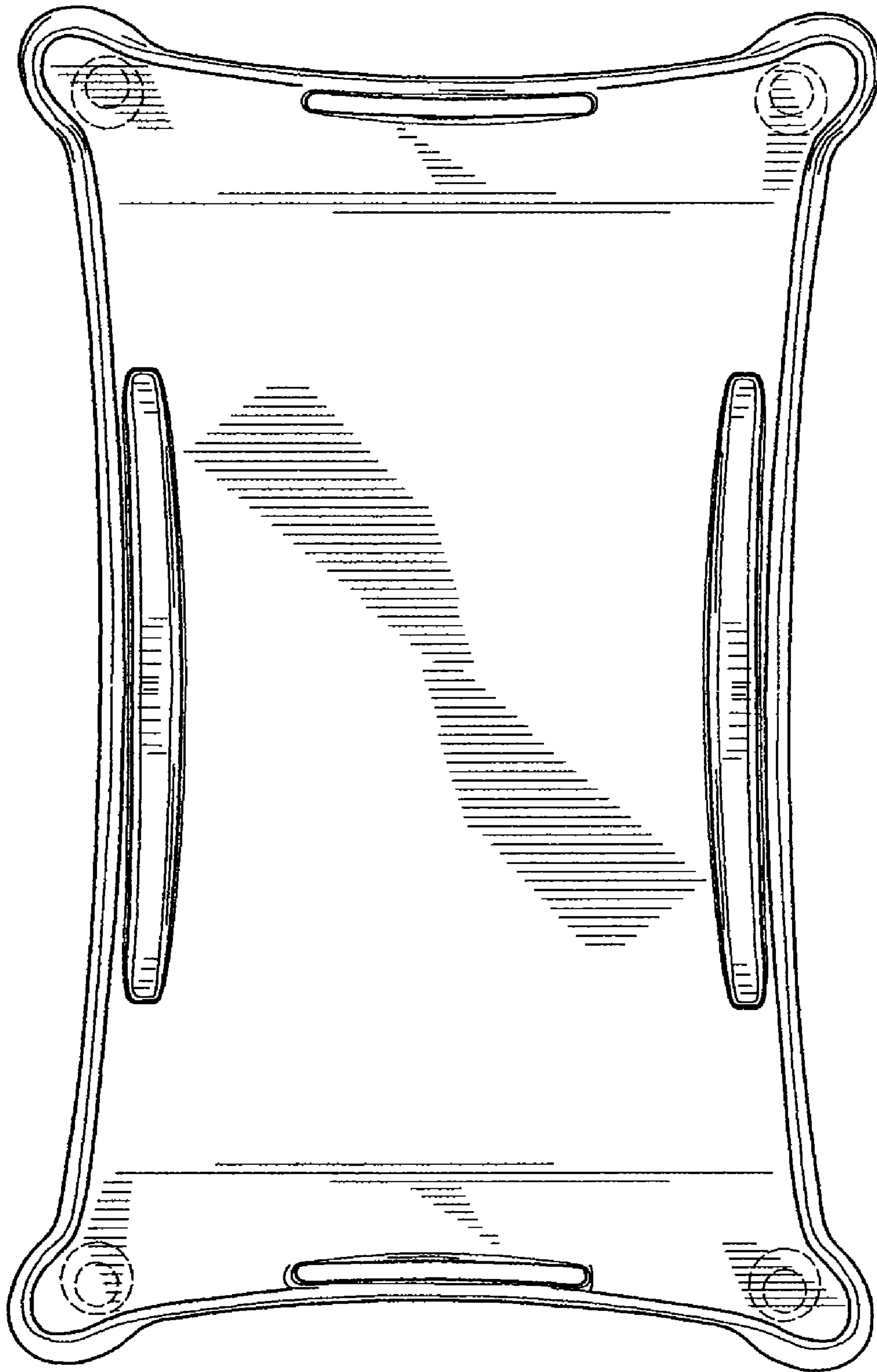


Fig. 6