



US00D585093S

(12) **United States Design Patent**
Schnug

(10) **Patent No.:** **US D585,093 S**

(45) **Date of Patent:** **** *Jan. 20, 2009**

(54) **WRITING INSTRUMENT WITH CLIP COVER ORNAMENT**

2004/0258455 A1* 12/2004 Brunetti 401/195

FOREIGN PATENT DOCUMENTS

(75) Inventor: **Christoph Schnug**, Milan (IT)

CH 000103429-0001 * 11/2003

(73) Assignee: **Prodir S.A.**, Rivera (CH)

CH 000458492-0001 * 1/2006

(*) Notice: This patent is subject to a terminal disclaimer.

CH 000458492-0002 * 1/2006

DE 000267752-0002 * 2/2005

WO DM/067506 * 2/2006

OTHER PUBLICATIONS

(**) Term: **14 Years**

www.prodir.com, showing extreme perspective view of claimed design pens, viewed Mar. 27, 2007 (1 page).*

(21) Appl. No.: **29/251,389**

www.prodir.com, various views of pen with clip cover and clip covers (Item DS4) shown separately, viewed Mar. 27, 2007 (1 page).*

(22) Filed: **Jan. 6, 2006**

* cited by examiner

(30) **Foreign Application Priority Data**

Oct. 24, 2005 (CH) 132219

Primary Examiner—Elizabeth A. Albert

Assistant Examiner—Karen E. Eldridge

(51) **LOC (9) Cl.** **19-06**

(52) **U.S. Cl.** **D19/51**

(58) **Field of Classification Search** D19/35,

D19/36, 41–51, 54–57; 40/334; 401/52,

401/99, 100, 104–109, 192, 195, 243–247

See application file for complete search history.

(74) *Attorney, Agent, or Firm*—David I. Roche; Baker & McKenzie LLP

(57) **CLAIM**

The ornamental design for a writing instrument with clip cover ornament, as shown and described above.

(56) **References Cited**

U.S. PATENT DOCUMENTS

2,002,501 A * 5/1935 Donato 401/17

D146,215 S * 1/1947 Florman D19/51

D195,924 S * 8/1963 Perlmutter D19/45

3,237,604 A * 3/1966 Johmann 401/103

3,602,600 A * 8/1971 Kanski 401/115

D309,633 S * 7/1990 Itoh D19/51

D324,068 S * 2/1992 Herbst et al. D19/50

6,200,046 B1 * 3/2001 Rylander 401/52

6,749,355 B2 * 6/2004 Payne et al. 401/195

D495,743 S * 9/2004 Schung D19/51

D498,494 S * 11/2004 Conklin et al. D19/51

DESCRIPTION

FIG. 1 is a perspective view of the writing instrument with clip cover ornament embodying my invention;

FIG. 2 is a front elevational view thereof;

FIG. 3 is a right-side elevational view thereof;

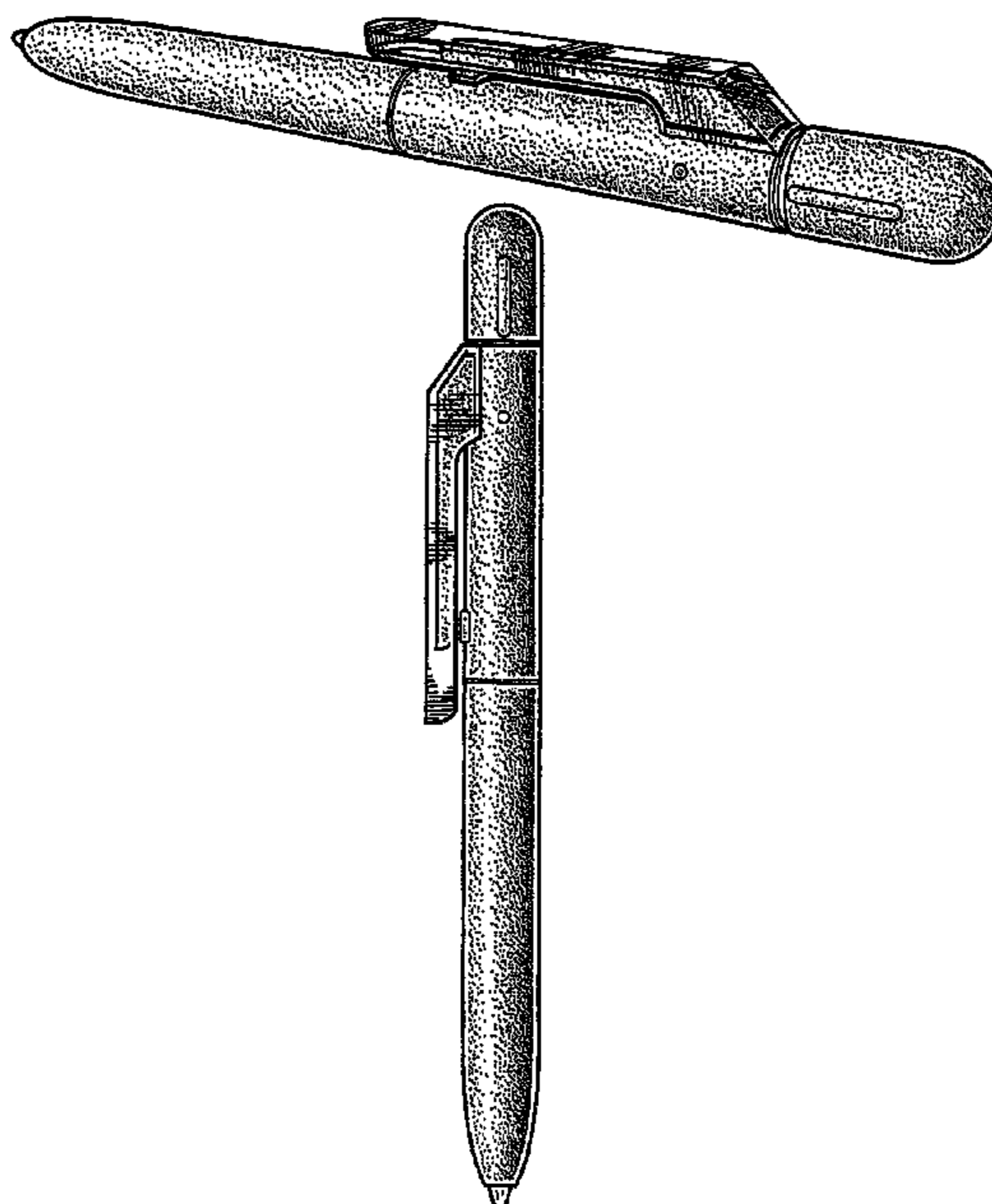
FIG. 4 is a left-side elevational view thereof;

FIG. 5 is a rear elevational view thereof;

FIG. 6 is a top-plan view thereof; and,

FIG. 7 is a bottom-plan view thereof.

1 Claim, 1 Drawing Sheet



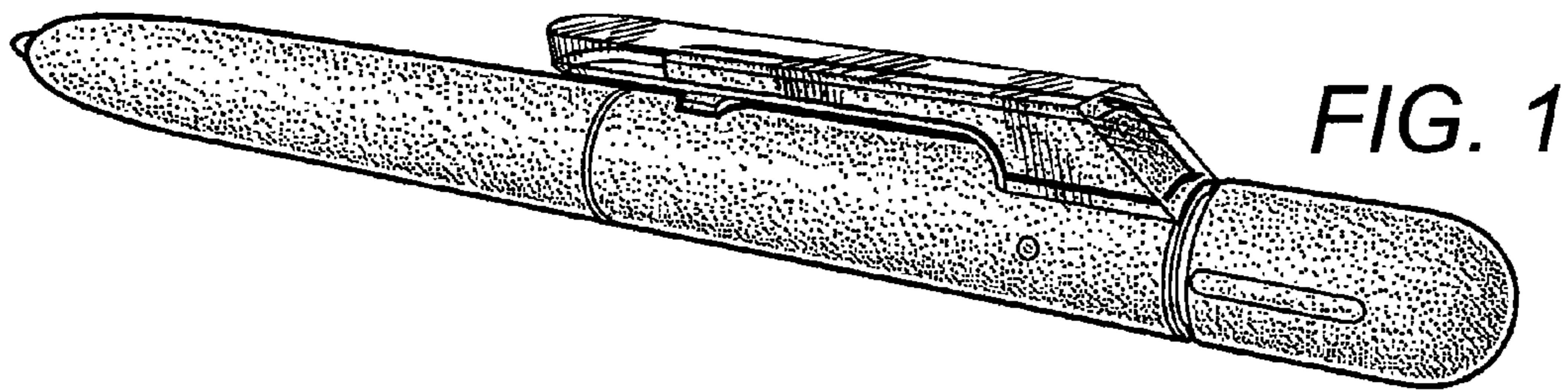


FIG. 1

FIG. 2



FIG. 3

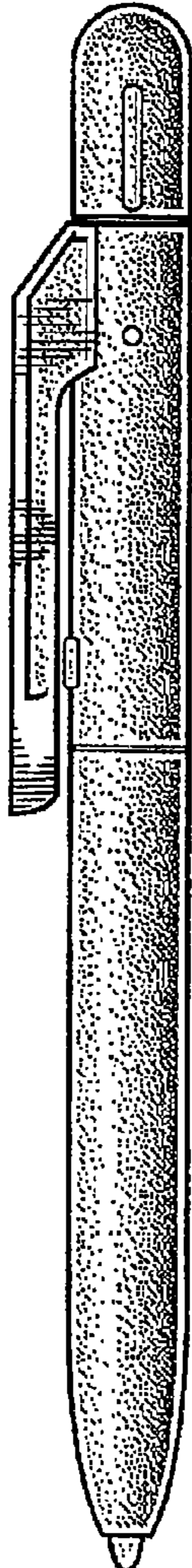


FIG. 4

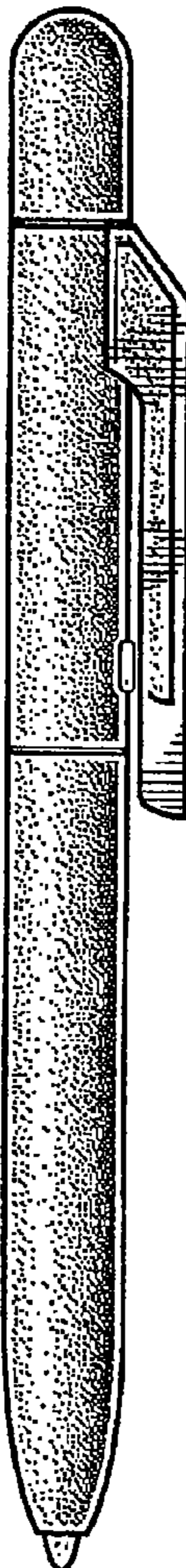


FIG. 5



FIG. 6



FIG. 7

