



US00D585050S

(12) **United States Design Patent**
Gondo

(10) **Patent No.:** **US D585,050 S**
(45) **Date of Patent:** **** Jan. 20, 2009**

(54) **HEADPHONES**

(75) Inventor: **Makoto Gondo**, Yokohama (JP)

(73) Assignee: **Victor Company of Japan Ltd.**,
Yokohama-Shi (JP)

(**) Term: **14 Years**

(21) Appl. No.: **29/290,997**

(22) Filed: **Feb. 7, 2008**

(30) **Foreign Application Priority Data**

Aug. 29, 2007 (JP) 2007-023375

(51) **LOC (9) Cl.** **14-01**

(52) **U.S. Cl.** **D14/205**

(58) **Field of Classification Search** D14/205,
D14/206, 223, 192, 188; D29/112; 128/857,
128/864, 866, 867; 379/430, 431; 181/129,
181/130; 381/380, 381, 383; 2/209

See application file for complete search history.

(56) **References Cited**

U.S. PATENT DOCUMENTS

2,430,229	A *	11/1947	Kelsey	381/338
D292,530	S *	10/1987	Andersson	D24/106
D300,133	S *	3/1989	Daidoh et al.	D14/205
D316,551	S *	4/1991	Ichikawa	D14/205
D338,267	S *	8/1993	Scholey	D24/106
D371,558	S *	7/1996	Yoshizawa	D14/205
D381,414	S *	7/1997	Westerdal	D24/106
5,749,373	A *	5/1998	Dix	128/864
6,233,345	B1 *	5/2001	Urwyler	381/381

D471,176	S *	3/2003	Suzuki	D14/205
D492,943	S *	7/2004	Komiyama	D14/205
D502,463	S *	3/2005	Bhakta	D14/205
D512,983	S *	12/2005	Tachikawa	D14/205
D539,267	S *	3/2007	Komiyama	D14/205
D540,777	S *	4/2007	Rausch et al.	D14/205
D541,255	S *	4/2007	Taylor et al.	D14/205
D554,627	S *	11/2007	Gondo	D14/223
D571,354	S *	6/2008	Ng	D14/205
D573,581	S *	7/2008	Gondo et al.	D14/205

* cited by examiner

Primary Examiner—Paula Greene

(74) *Attorney, Agent, or Firm*—Nath Law Group; Jerald L. Meyer; Derek Richmond

(57) **CLAIM**

The ornamental design for headphones, as shown and described.

DESCRIPTION

FIG. 1 is a perspective view of headphones;

FIG. 2 is a front view thereof;

FIG. 3 is a rear view thereof;

FIG. 4 is a top plan view thereof;

FIG. 5 is a bottom plan view thereof;

FIG. 6 is a right side view thereof; and,

FIG. 7 is a left side view thereof.

The broken lines showing on the drawing disclosure are for illustrative purposes only and form no part of the claimed design.

1 Claim, 5 Drawing Sheets

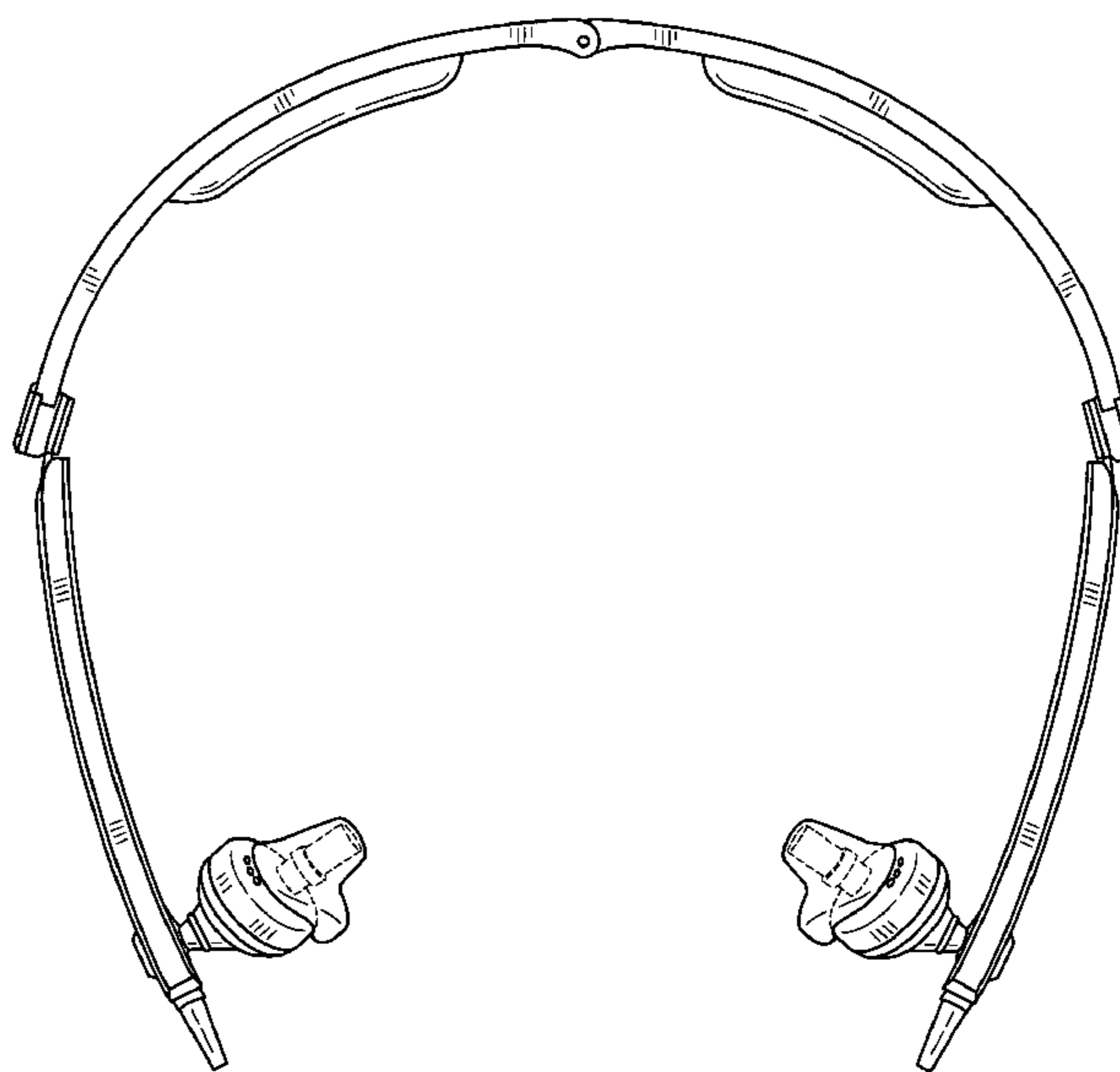
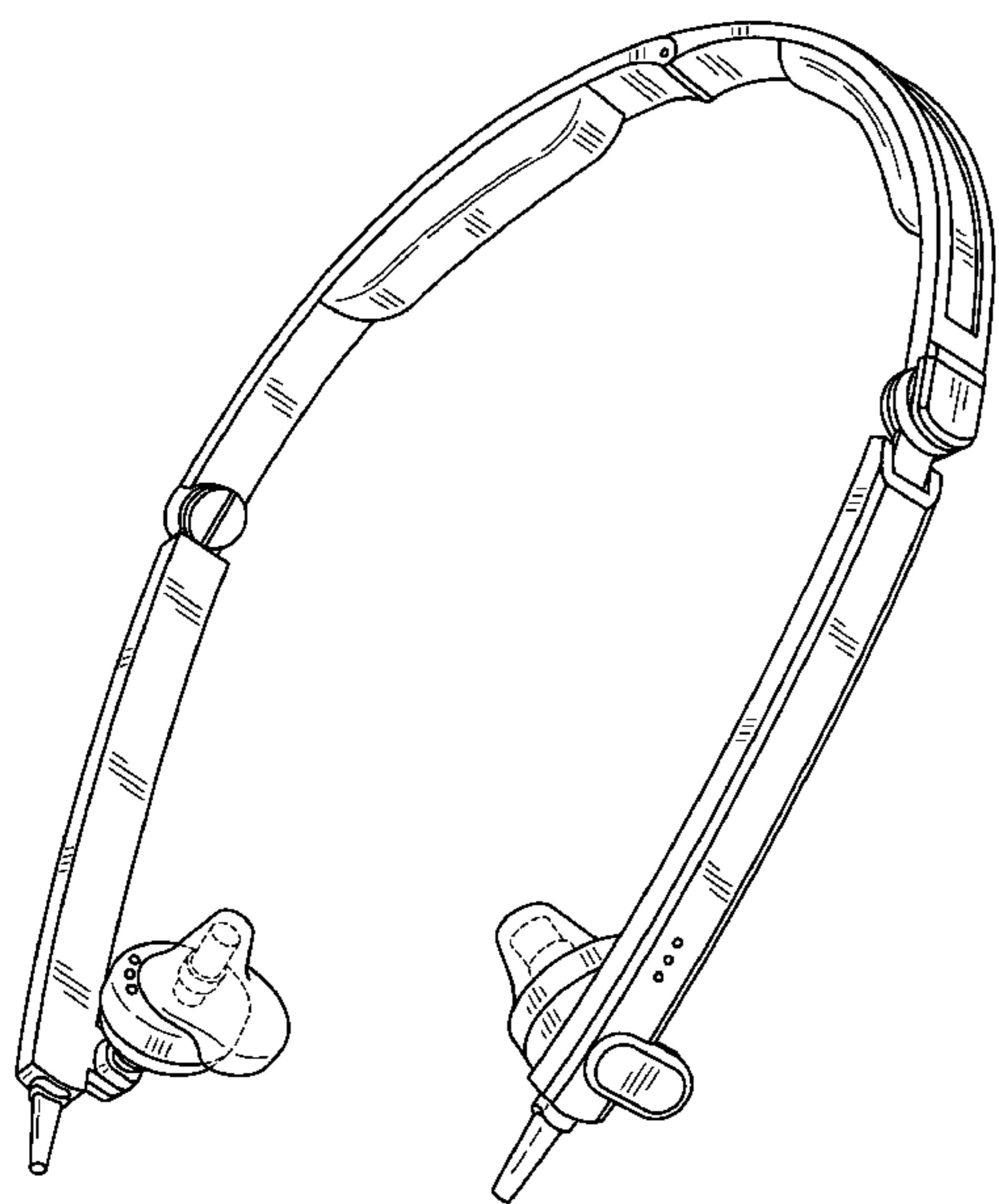


Fig. 1

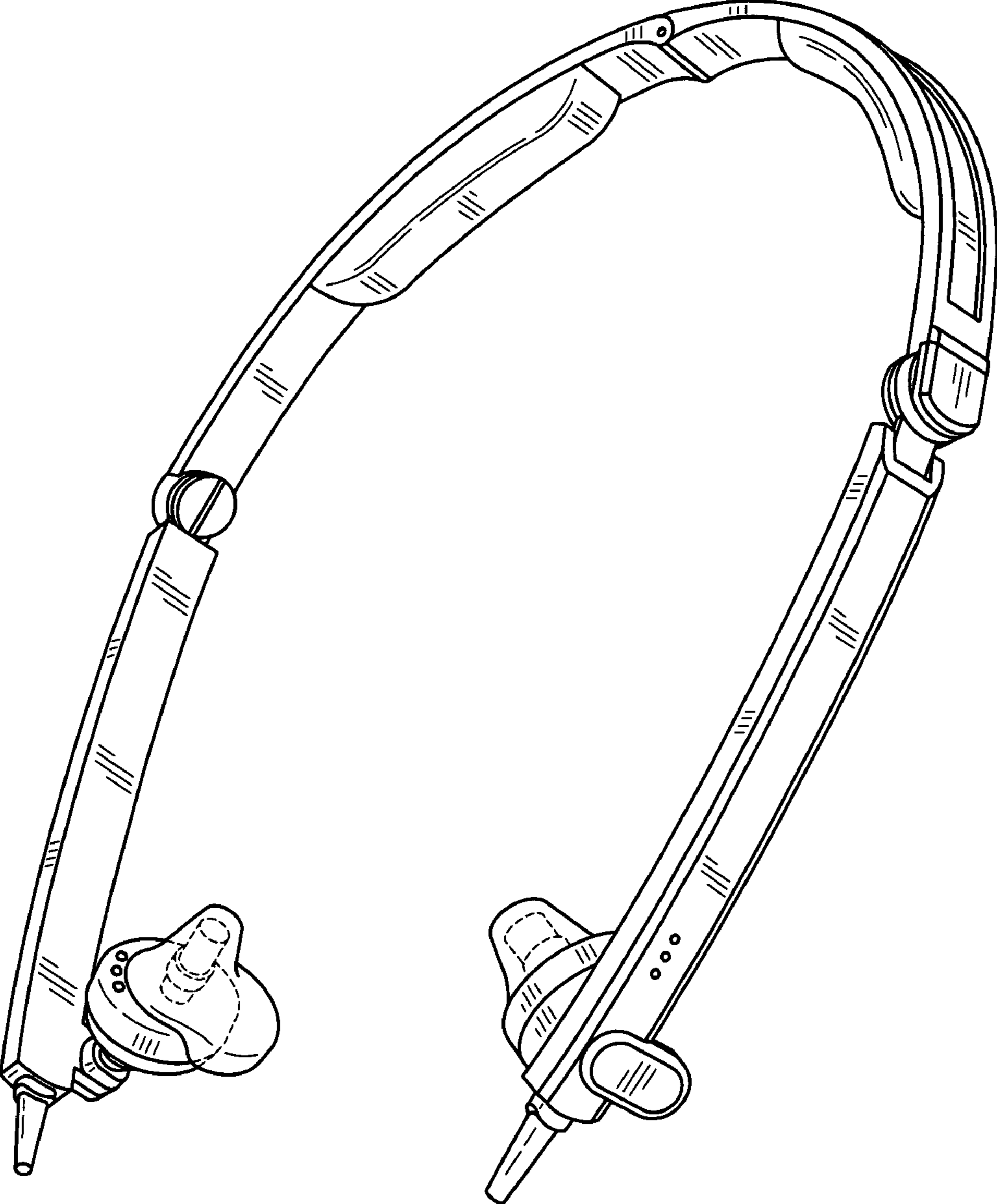


Fig.2

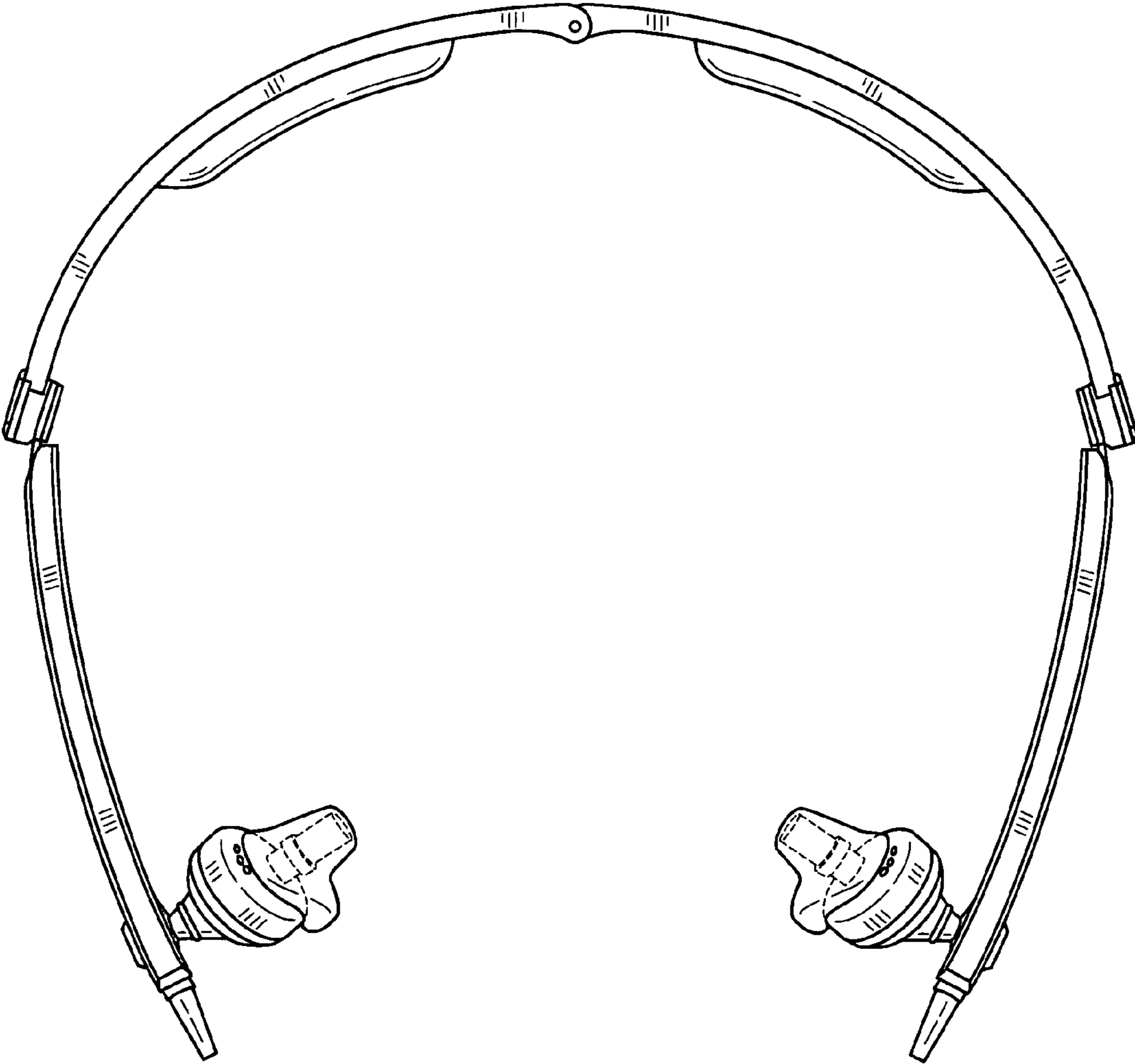


Fig.3

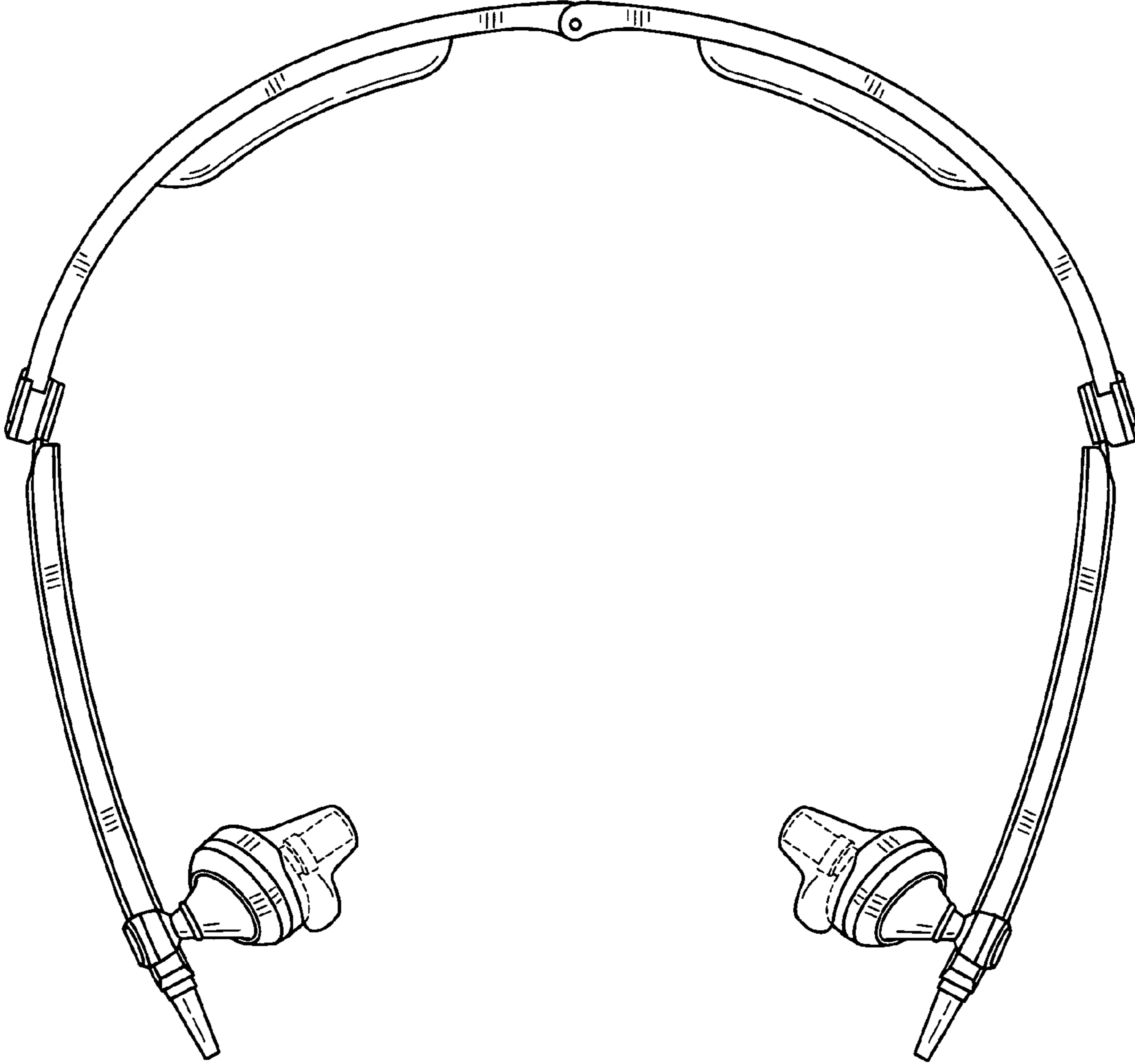


Fig.4

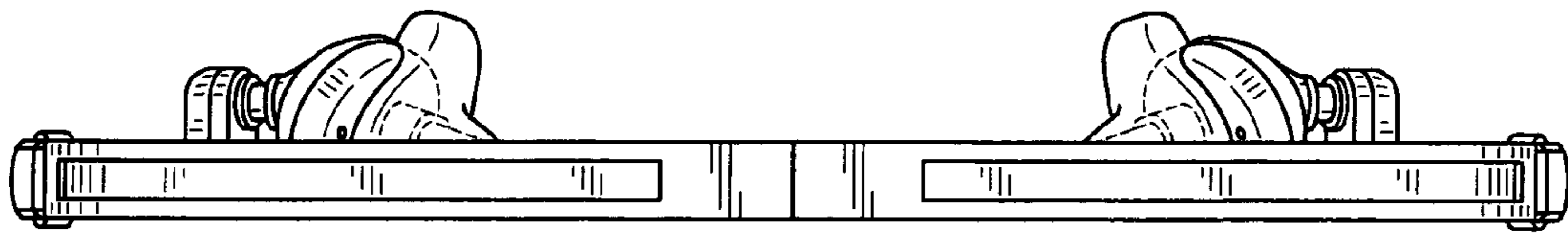


Fig.5

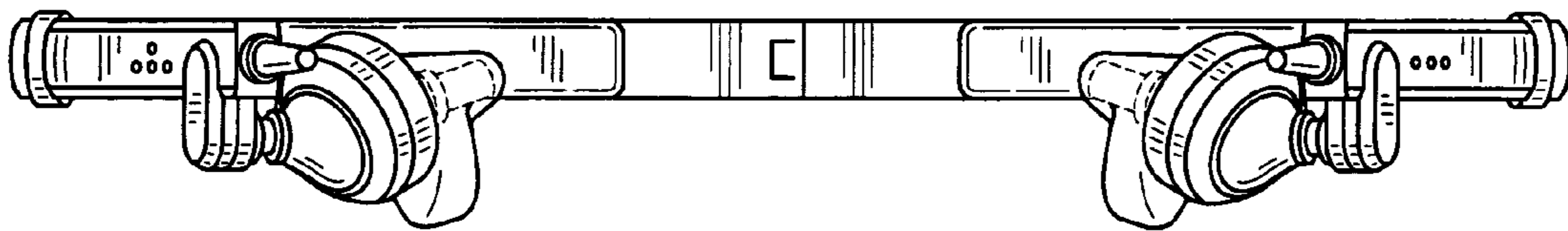


Fig.7

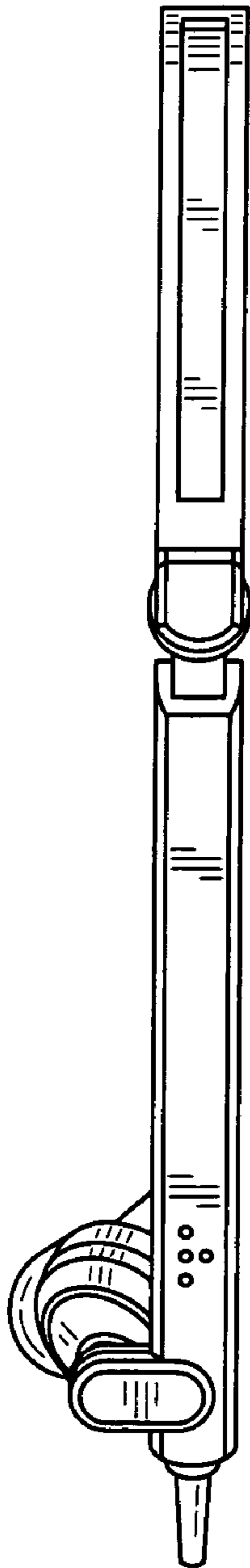


Fig.6

