

US00D585004S

(12) **United States Design Patent**  
**Leclercq**

(10) **Patent No.:** **US D585,004 S**  
(45) **Date of Patent:** **\*\* Jan. 20, 2009**

(54) **TRUNK LID FOR A VEHICLE**  
(75) Inventor: **Pierre Leclercq**, Munich (DE)  
(73) Assignee: **Bayerische Motoren Werke Aktiengesellschaft**, Munich (DE)  
(\*\*) Term: **14 Years**  
(21) Appl. No.: **29/294,056**  
(22) Filed: **Dec. 21, 2007**

(30) **Foreign Application Priority Data**  
Jun. 27, 2007 (DE) ..... 40703309

(51) **LOC (9) Cl.** ..... **12-16**  
(52) **U.S. Cl.** ..... **D12/196**  
(58) **Field of Classification Search** ..... D12/196,  
D12/90-92, 86; 296/181.1, 181.5  
See application file for complete search history.

(56) **References Cited**

**U.S. PATENT DOCUMENTS**

D466,458 S \* 12/2002 Murkett ..... D12/196  
D481,339 S \* 10/2003 McClellan et al. .... D12/196  
D491,855 S \* 6/2004 Velazco ..... D12/196  
D501,167 S \* 1/2005 Otto et al. .... D12/196  
D507,219 S \* 7/2005 Boyer ..... D12/196  
D513,601 S \* 1/2006 Nagashima ..... D12/196  
D514,991 S \* 2/2006 Lee ..... D12/169  
D515,489 S \* 2/2006 Tokutake ..... D12/196

D520,428 S \* 5/2006 Iwanaga et al. .... D12/196  
D520,928 S \* 5/2006 Matei et al. .... D12/196  
D526,607 S \* 8/2006 Hagino ..... D12/196  
D540,234 S \* 4/2007 Fujimaki ..... D12/196  
D558,658 S \* 1/2008 Leclercq ..... D12/196

\* cited by examiner

*Primary Examiner*—Melody N Brown  
(74) *Attorney, Agent, or Firm*—Crowell & Moring LLP

(57) **CLAIM**

The ornamental design for a trunk lid for a vehicle, as shown and described.

**DESCRIPTION**

This application is related to the following co-pending application: application Ser. No. 29/294,059 entitled “Vehicle, Toy, or Likeness Thereof”.

FIG. 1 is a left perspective view of a trunk lid for a vehicle according to my novel design, the right perspective view being mirror symmetrical;

FIG. 2 is a front view thereof;

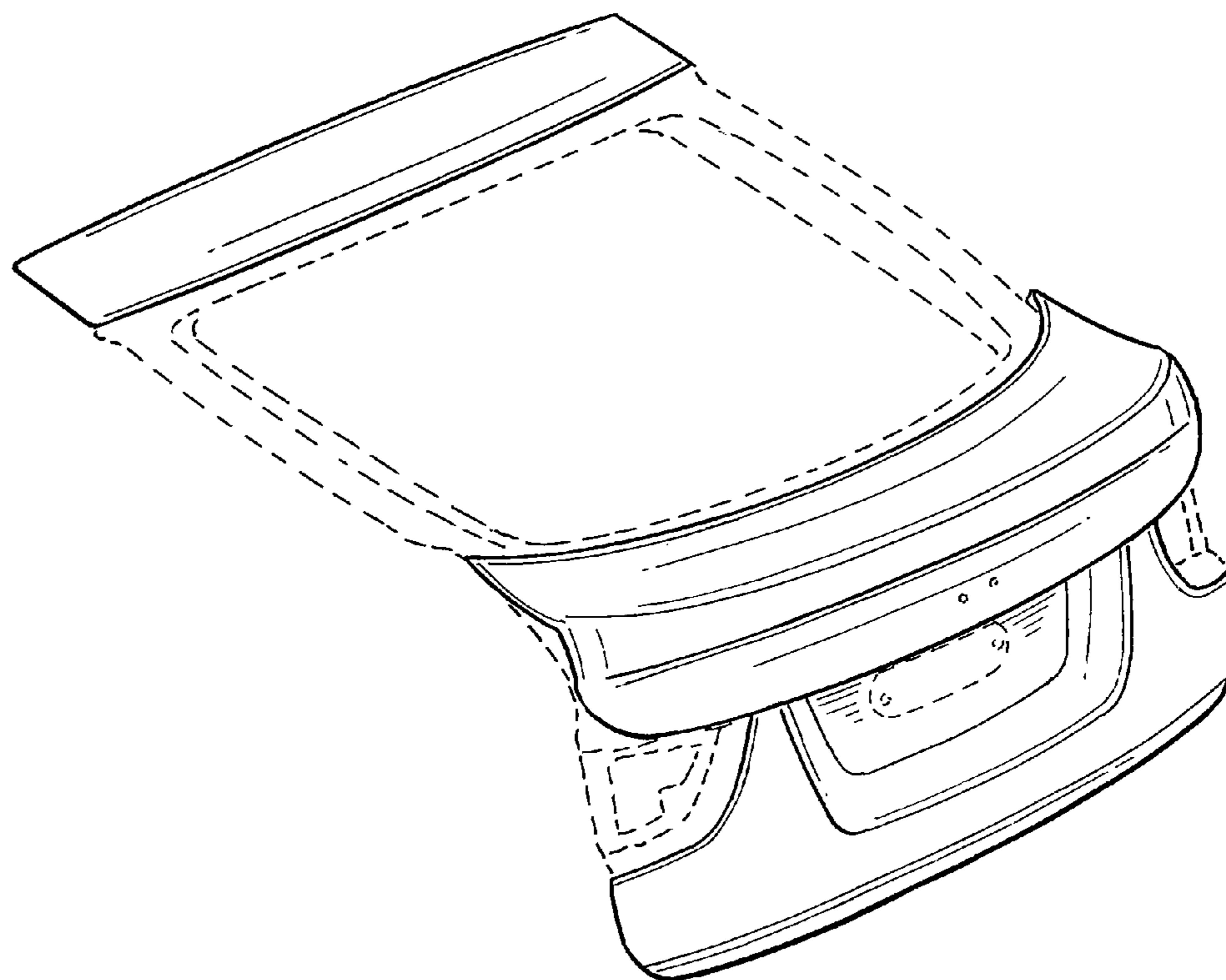
FIG. 3 is a top view thereof;

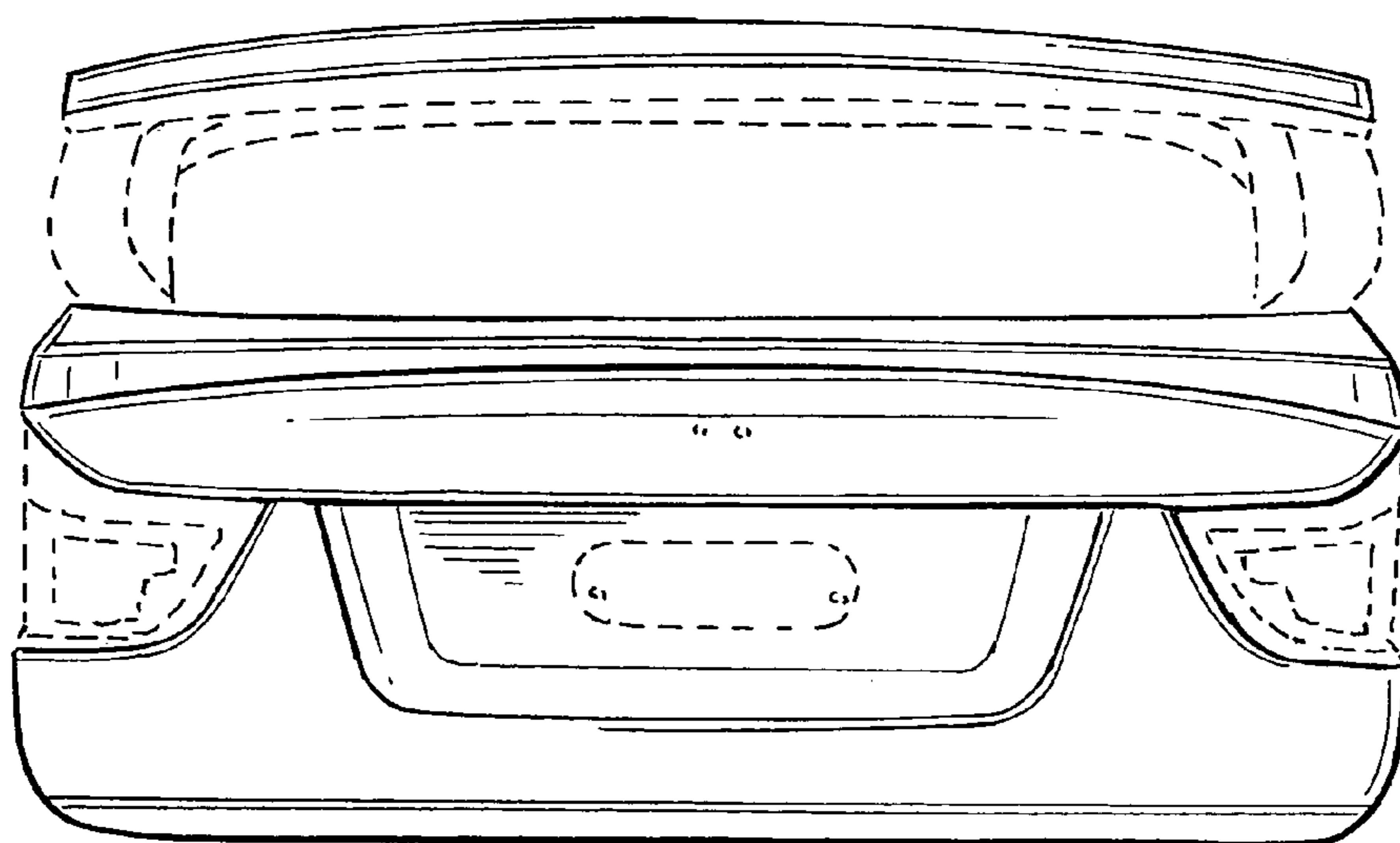
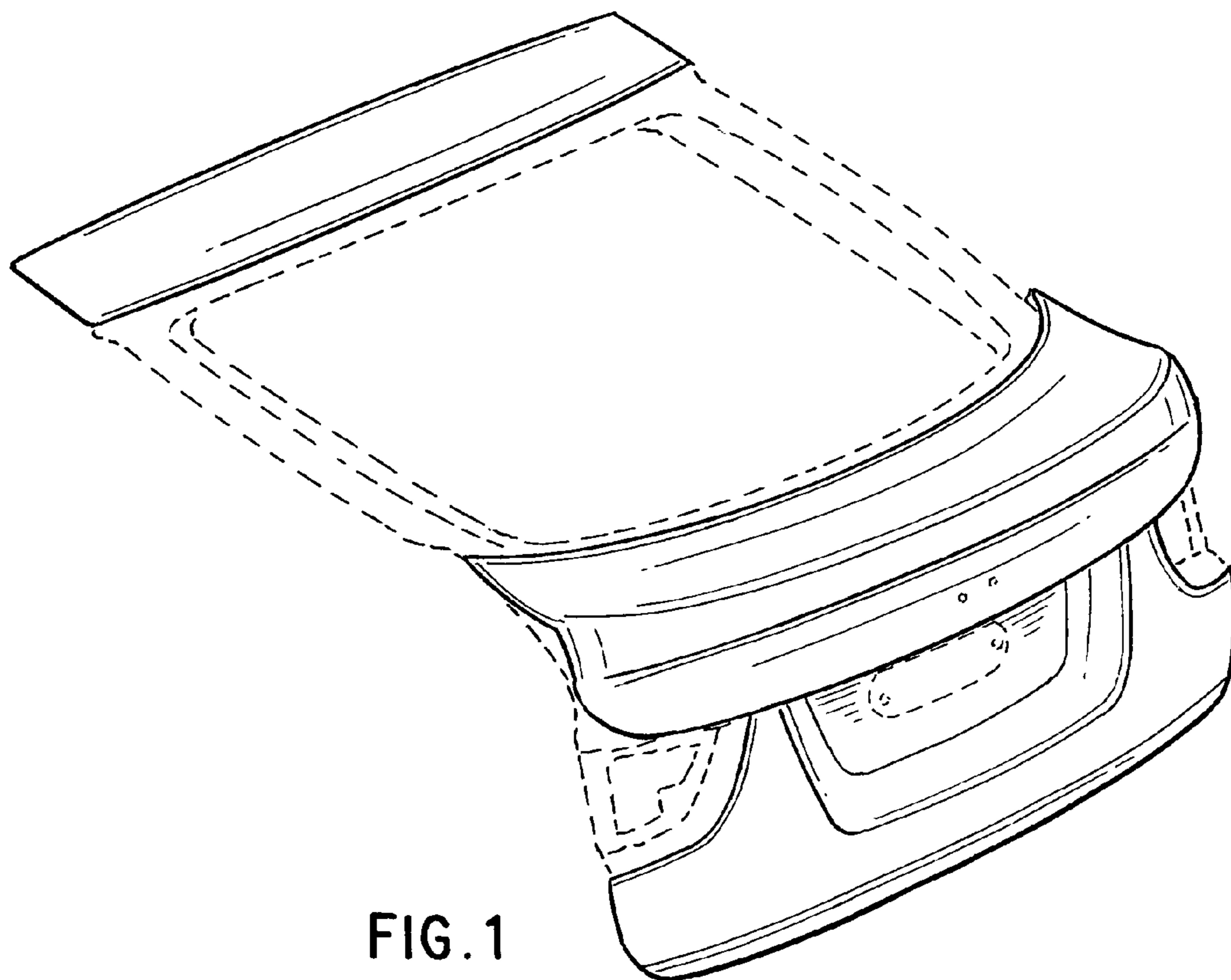
FIG. 4 is a left side view thereof; and,

FIG. 5 is a right side view thereof.

The broken lines are for illustrative purposes only and form no part of the claimed design.

**1 Claim, 2 Drawing Sheets**








FIG. 3

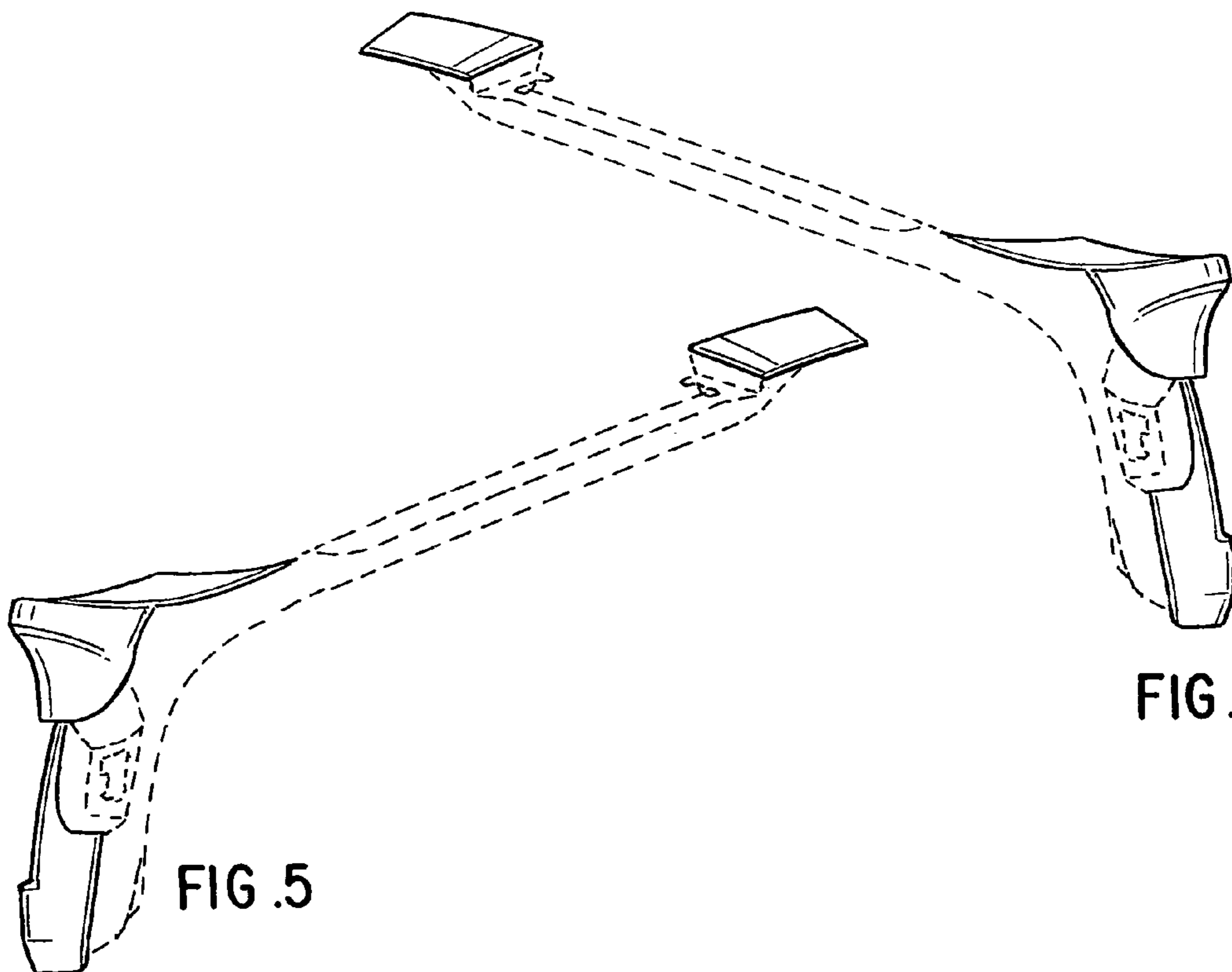


FIG. 4

FIG. 5