



US00D584997S

(12) **United States Design Patent**
Bischoff et al.

(10) **Patent No.:** **US D584,997 S**
(45) **Date of Patent:** **** Jan. 20, 2009**

(54) **MOTOR VEHICLE**

(75) Inventors: **Klaus Bischoff**, Evessen (DE); **Marc Lichte**, Braunschweig (DE); **Frank Brüse**, Braunschweig (DE)

(73) Assignee: **Volkswagen AG**, Wolfsburg (DE)

(**) Term: **14 Years**

(21) Appl. No.: **29/307,589**

(22) Filed: **Apr. 29, 2008**

(30) **Foreign Application Priority Data**

Nov. 23, 2007 (EM) 000831250

(51) **LOC (9) Cl.** **12-08**

(52) **U.S. Cl.** **D12/91**

(58) **Field of Classification Search** D12/86,
D12/90-92; 296/181.1, 181.5
See application file for complete search history.

(56) **References Cited**

U.S. PATENT DOCUMENTS

D505,096 S * 5/2005 Schreyer et al. D12/91
D511,482 S * 11/2005 Warkuss et al. D12/91
D525,561 S * 7/2006 Schreyer et al. D12/91

D559,736 S * 1/2008 Bischoff et al. D12/91

* cited by examiner

Primary Examiner—Melody N Brown

(74) *Attorney, Agent, or Firm*—Klaus P. Stoffel; Wolff & Samson PC

(57) **CLAIM**

The ornamental design for a motor vehicle, as shown and described.

DESCRIPTION

FIG. 1 is a front, right side perspective view of the motor vehicle of the present invention;

FIG. 2 is a front, left side perspective view thereof;

FIG. 3 is a rear, right side perspective view thereof;

FIG. 4 is a rear, left side perspective view thereof;

FIG. 5 is right side view thereof;

FIG. 6 is a left side view thereof;

FIG. 7 is a front view thereof;

FIG. 8 is a rear view thereof;

FIG. 9 is a top view thereof; and,

FIG. 10 is a bottom view thereof.

1 Claim, 10 Drawing Sheets





Fig. 1



Fig. 2



Fig. 3



Fig. 4




Fig. 5




Fig. 6



Fig. 7



Fig. 8




Fig. 9




Fig. 10