



US00D584965S

(12) **United States Design Patent**
Cowen et al.

(10) **Patent No.:** **US D584,965 S**
(45) **Date of Patent:** **** Jan. 20, 2009**

(54) **SCOREBOARD IN THE FORM OF A BASKETBALL COURT**

(75) Inventors: **Michael C. Cowen**, Murray, KY (US);
Clay Perkins, New Concord, KY (US)

(73) Assignee: **Innovative Display Products, LLC**,
Murray, KY (US)

(**) Term: **14 Years**

(21) Appl. No.: **29/318,481**

(22) Filed: **May 20, 2008**

(51) **LOC (9) Cl.** **21-01**

(52) **U.S. Cl.** **D10/46.1**

(58) **Field of Classification Search** D10/46.1,
D10/46; D21/324, 333, 606, 780, 781, 788,
D21/789; 116/222-225, 173-175, DIG. 1,
116/DIG. 3; 235/1 B; 446/268

See application file for complete search history.

(56) **References Cited**

U.S. PATENT DOCUMENTS

2,505,382 A * 4/1950 Bridges 116/223

D222,486 S * 10/1971 Wagnild D10/46.1
D222,779 S * 12/1971 Wagnild D10/46.1
D366,839 S * 2/1996 Lloyd et al. D10/46.1
D434,681 S * 12/2000 Bertsch D10/46.1
2006/0214371 A1 * 9/2006 Laporte 273/247
2006/0261551 A1 * 11/2006 Laporte 273/244.1
2007/0013129 A1 * 1/2007 Laporte 273/247

* cited by examiner

Primary Examiner—Prabhakar Deshmukh

(74) *Attorney, Agent, or Firm*—Christie, Parker & Hale, LLP

(57) **CLAIM**

The ornamental design for scoreboard in the form of a basketball court, as shown and described.

DESCRIPTION

FIG. 1 is a front view of a scoreboard in the form of a basketball court showing our new design;

FIG. 2 is a side view thereof; and,

FIG. 3 is a bottom view thereof.

The broken lines showing the environment is for illustrative purpose only and form no part of the claimed design.

1 Claim, 1 Drawing Sheet

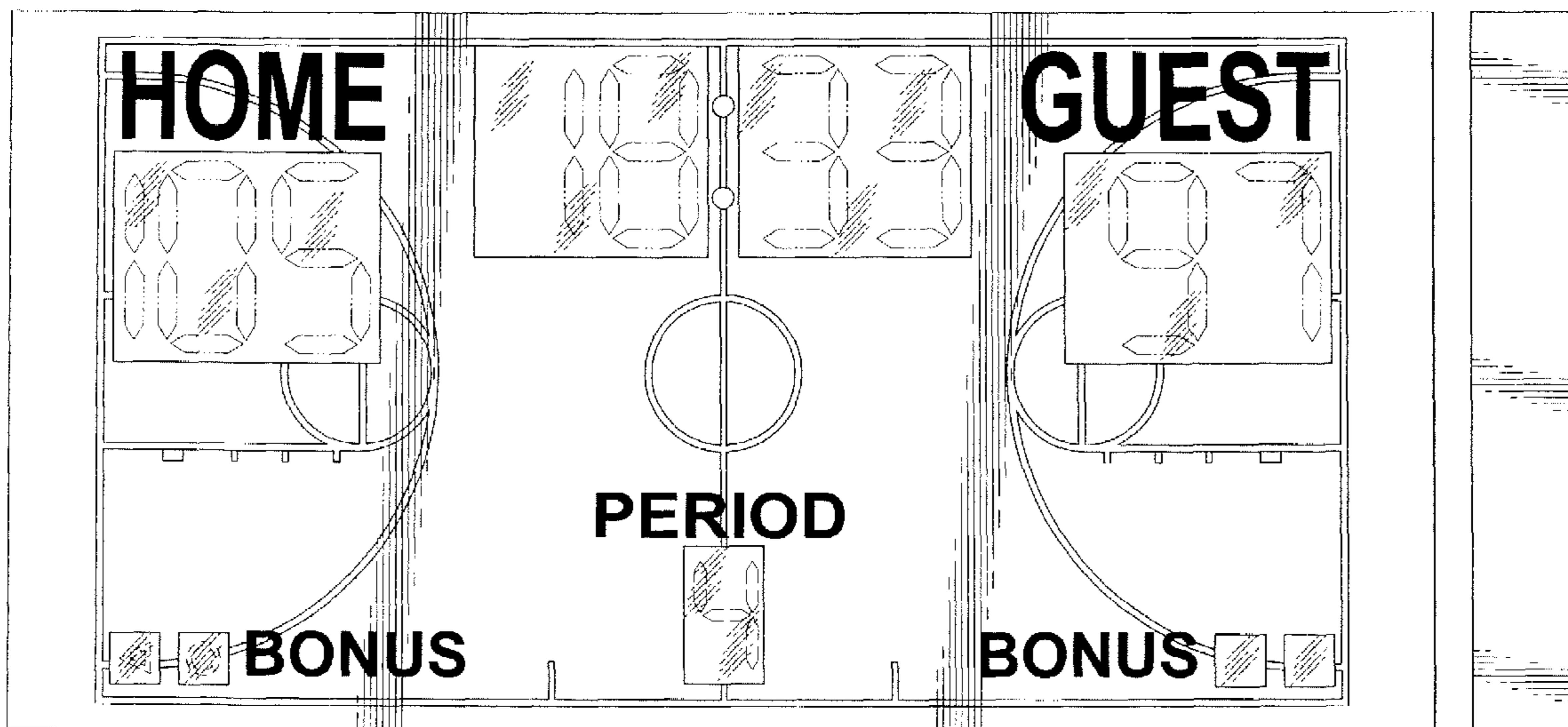


FIG. 2

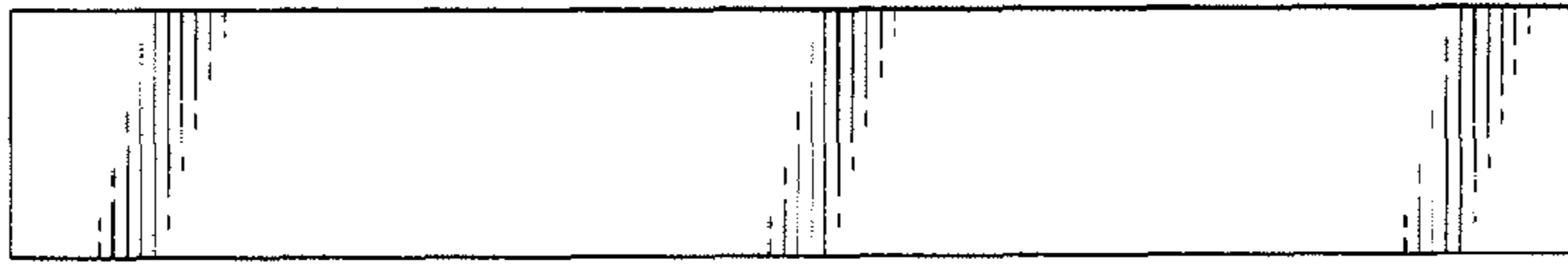


FIG. 1

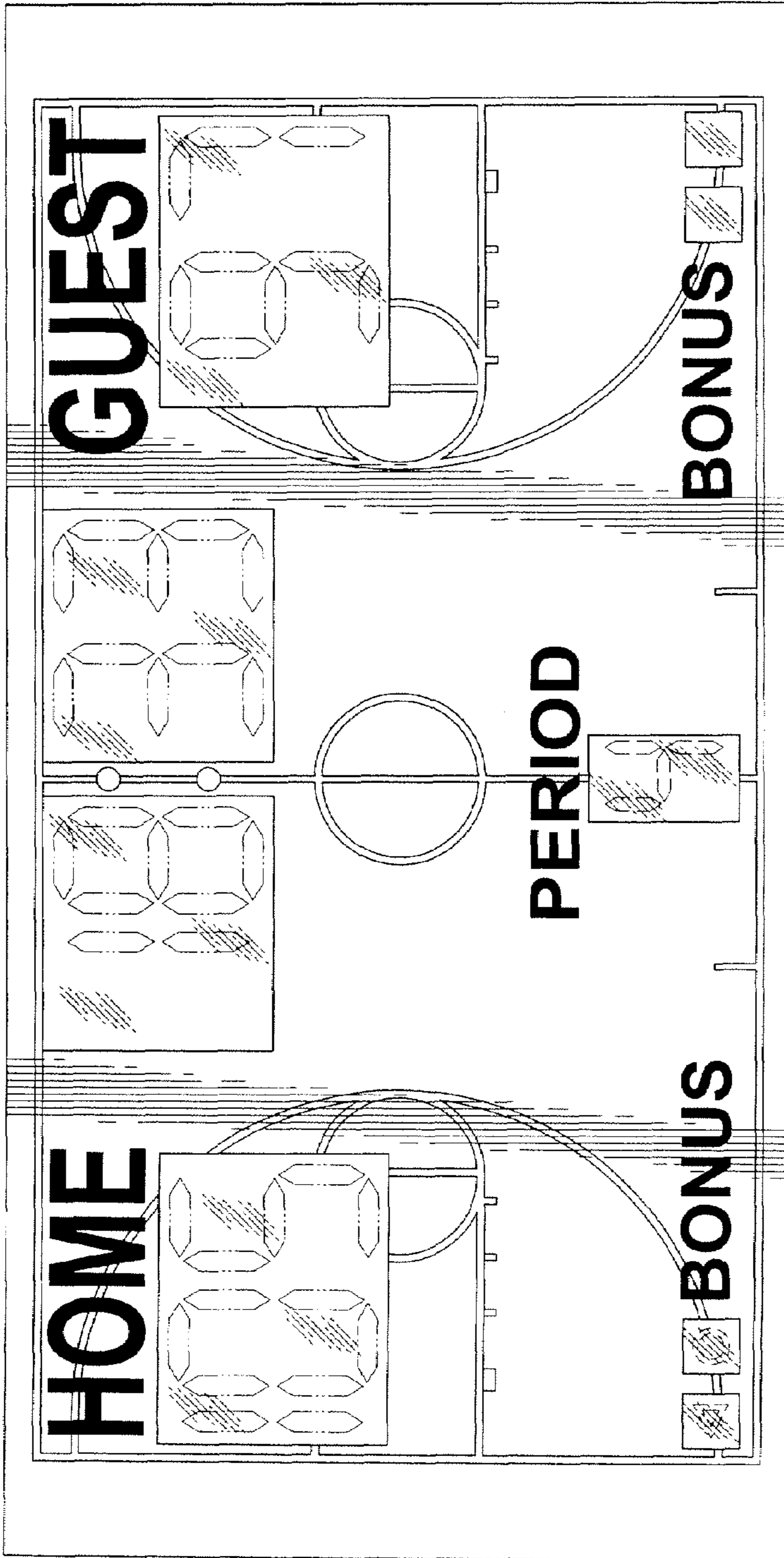


FIG. 3

