



US00D584961S

(12) **United States Design Patent**
Yakoby

(10) **Patent No.:** **US D584,961 S**

(45) **Date of Patent:** **** Jan. 20, 2009**

(54) **SPRAY BOTTLE**

(76) **Inventor:** **Solomon Yakoby**, 62 Kensington Cir.,
Manhasset, NY (US) 11030

(**) **Term:** **14 Years**

(21) **Appl. No.:** **29/291,053**

(22) **Filed:** **Aug. 10, 2007**

(51) **LOC (9) Cl.** **09-01**

(52) **U.S. Cl.** **D9/690; D9/688**

(58) **Field of Classification Search** D9/682-694,
D9/723-729, 500, 503, 504, 521; D28/7,
D28/76, 77, 91.1, 86, 88, 89; D19/41, 43,
D19/44, 51, 66, 71; 215/379, 382; 220/4.26,
220/4.27, 669; 222/173, 175, 182, 631, 635,
222/321.6-321.9, 322, 372, 373, 378, 383.1,
222/400.7, 400.8, 401-402.25; 401/49-98,
401/188 R, 188 A, 190, 170-187; 132/286,
132/289, 290, 294, 297, 313, 314, 317, 318;
206/385, 581

See application file for complete search history.

(56) **References Cited**

U.S. PATENT DOCUMENTS

2,201,467 A * 5/1940 Bloom 401/18
2,338,448 A * 1/1944 Lewis 604/310
D149,400 S * 4/1948 Biro D9/521
3,203,577 A * 8/1965 Parker 220/799
D356,947 S * 4/1995 Mueller D9/682
D364,669 S * 11/1995 Winner D22/117
D365,020 S * 12/1995 Dinand D9/689

5,692,846 A * 12/1997 Schwarzberg 401/190
5,992,703 A * 11/1999 Fuchs 222/321.9
6,435,376 B1 * 8/2002 Meshberg 222/321.7
D516,923 S * 3/2006 Moore D9/682
D558,591 S * 1/2008 Blasko et al. D9/691
2003/0150876 A1 * 8/2003 Walters et al. 222/153.13
2003/0222103 A1 * 12/2003 Sawicki 222/182

FOREIGN PATENT DOCUMENTS

GB D2050079 * 9/1995

* cited by examiner

Primary Examiner—Catherine Tuttle

(74) *Attorney, Agent, or Firm*—Sofer & Haroun, LLP

(57) **CLAIM**

I claim the ornamental design for an spray bottle, as shown and described.

DESCRIPTION

FIG. 1 is an elevation view showing my new design for a spray bottle in a closed state;

FIG. 2 is a perspective view thereof;

FIG. 3 is an exploded side elevation view of the design;


FIG. 4 is an exploded front view thereof;

FIG. 5 is a bottom plan view of the open cap element of the design; and,

FIG. 6 is a bottom perspective view of FIG. 5.

The appearance within the unshaded region of FIG. 5 forms no part of the claimed design.

1 Claim, 6 Drawing Sheets



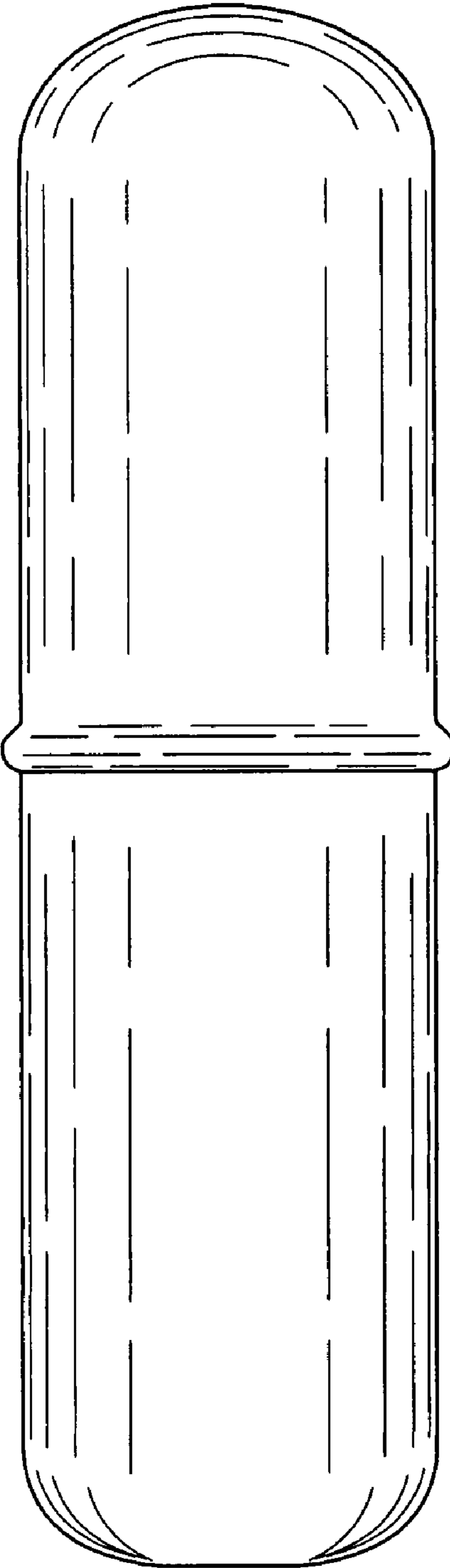


FIG. 1




FIG. 2

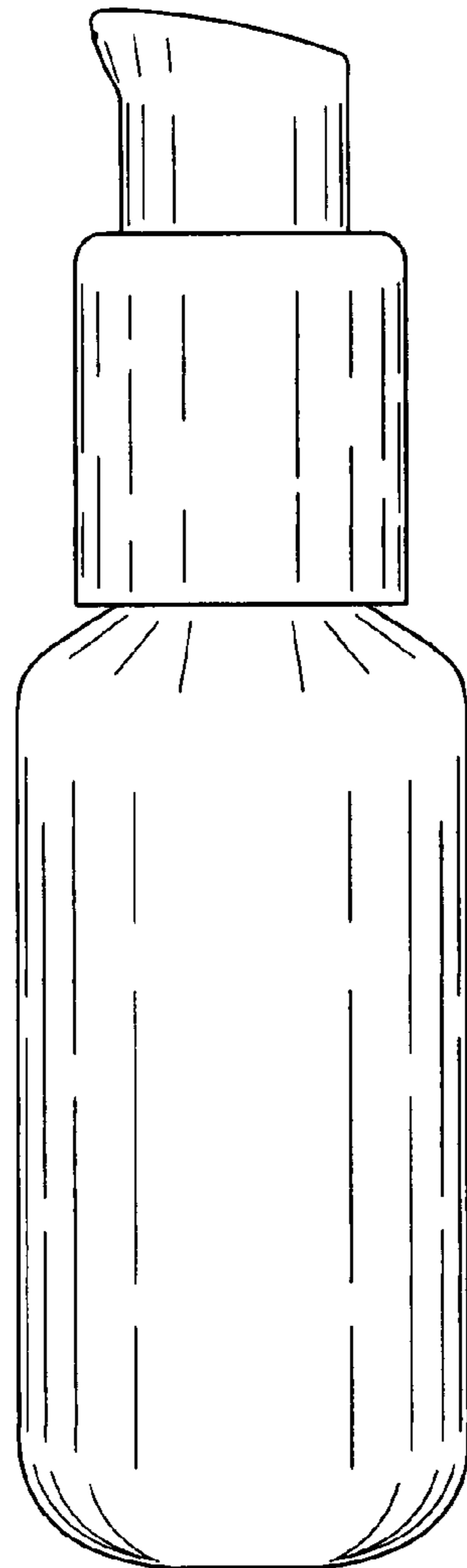
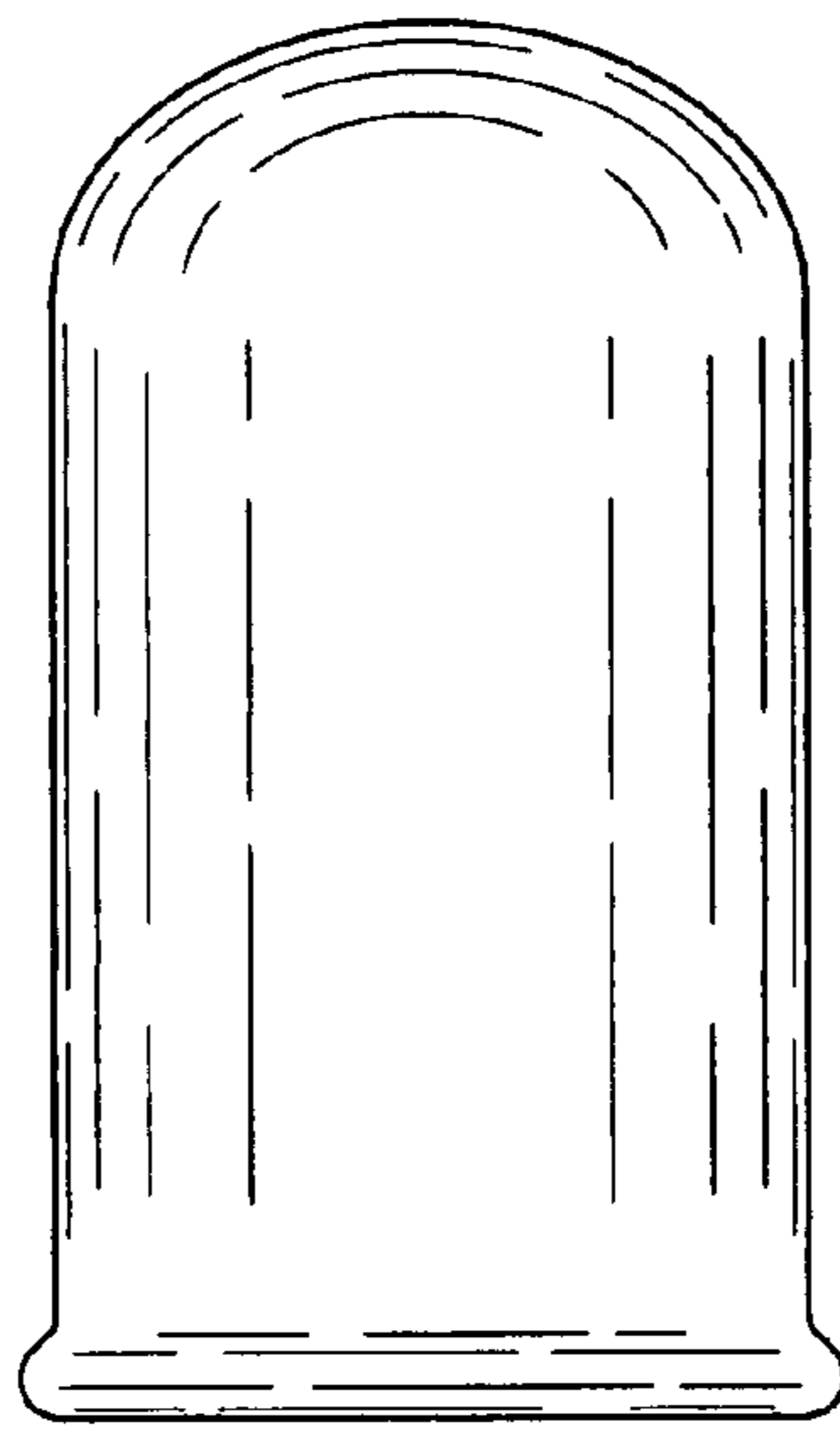


FIG 3

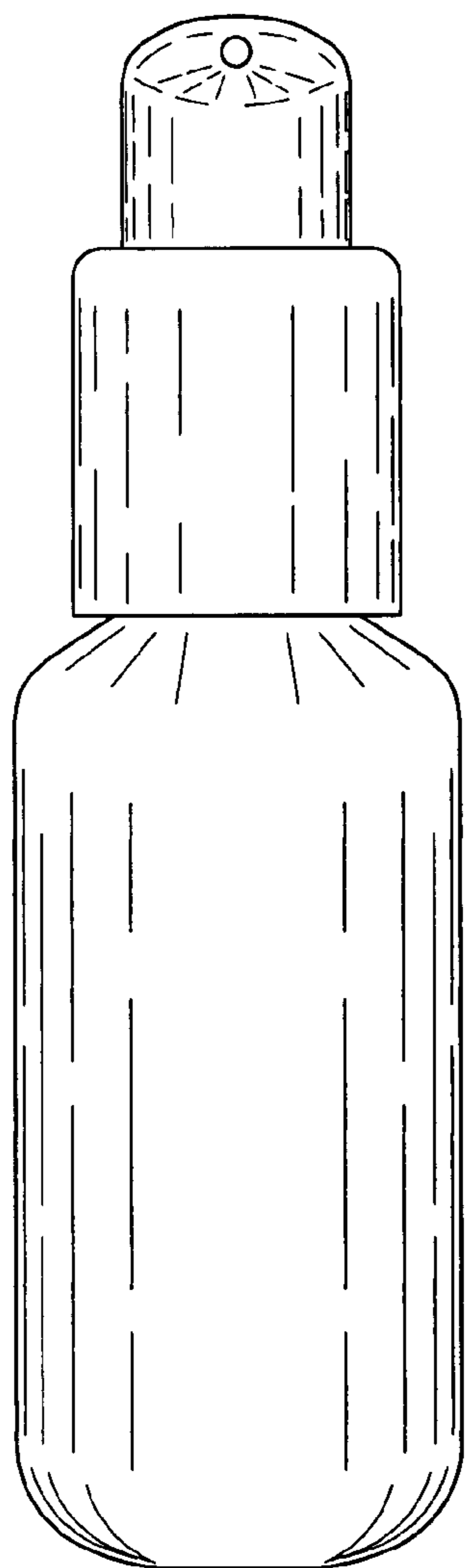
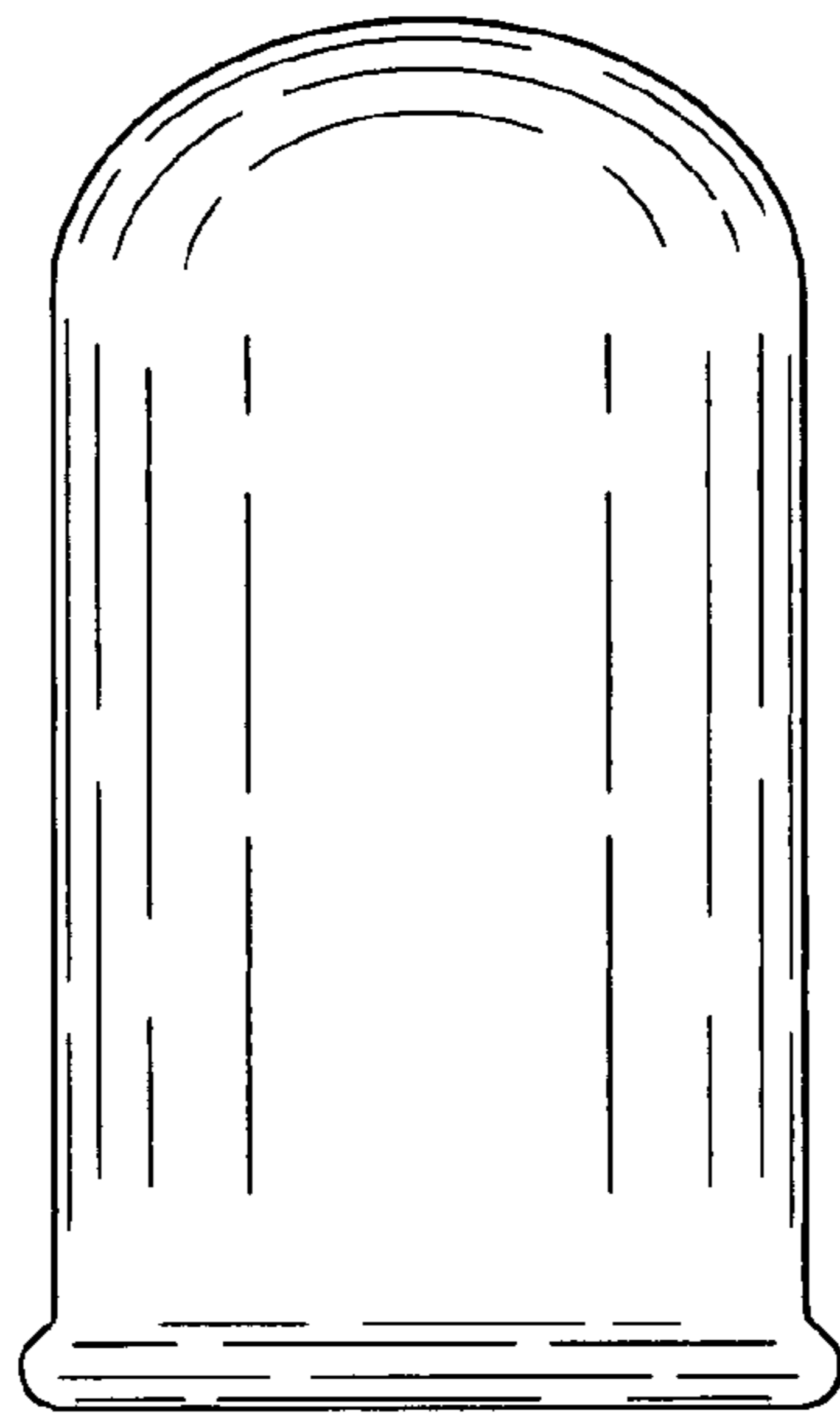


FIG 4

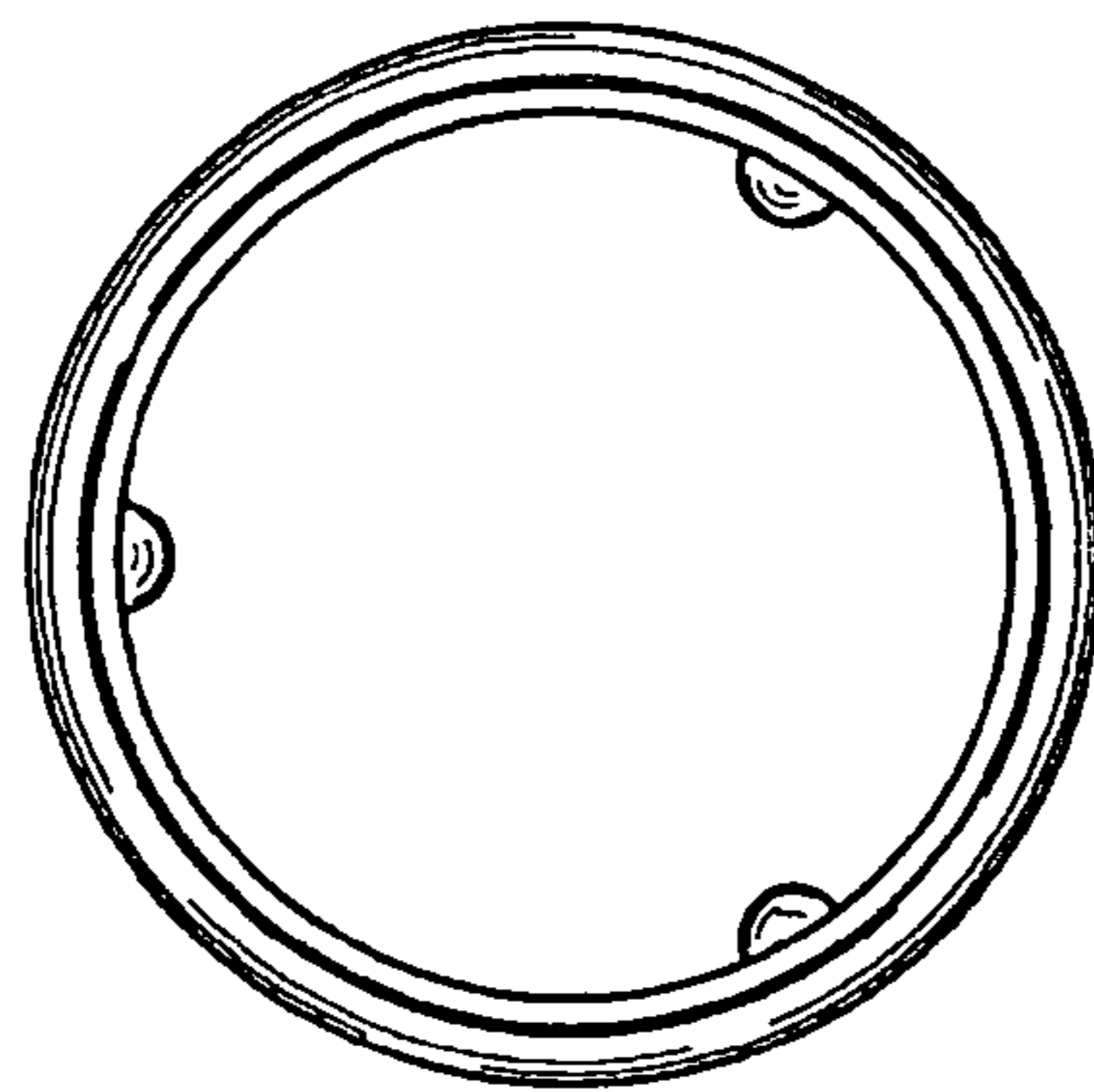


FIG. 5

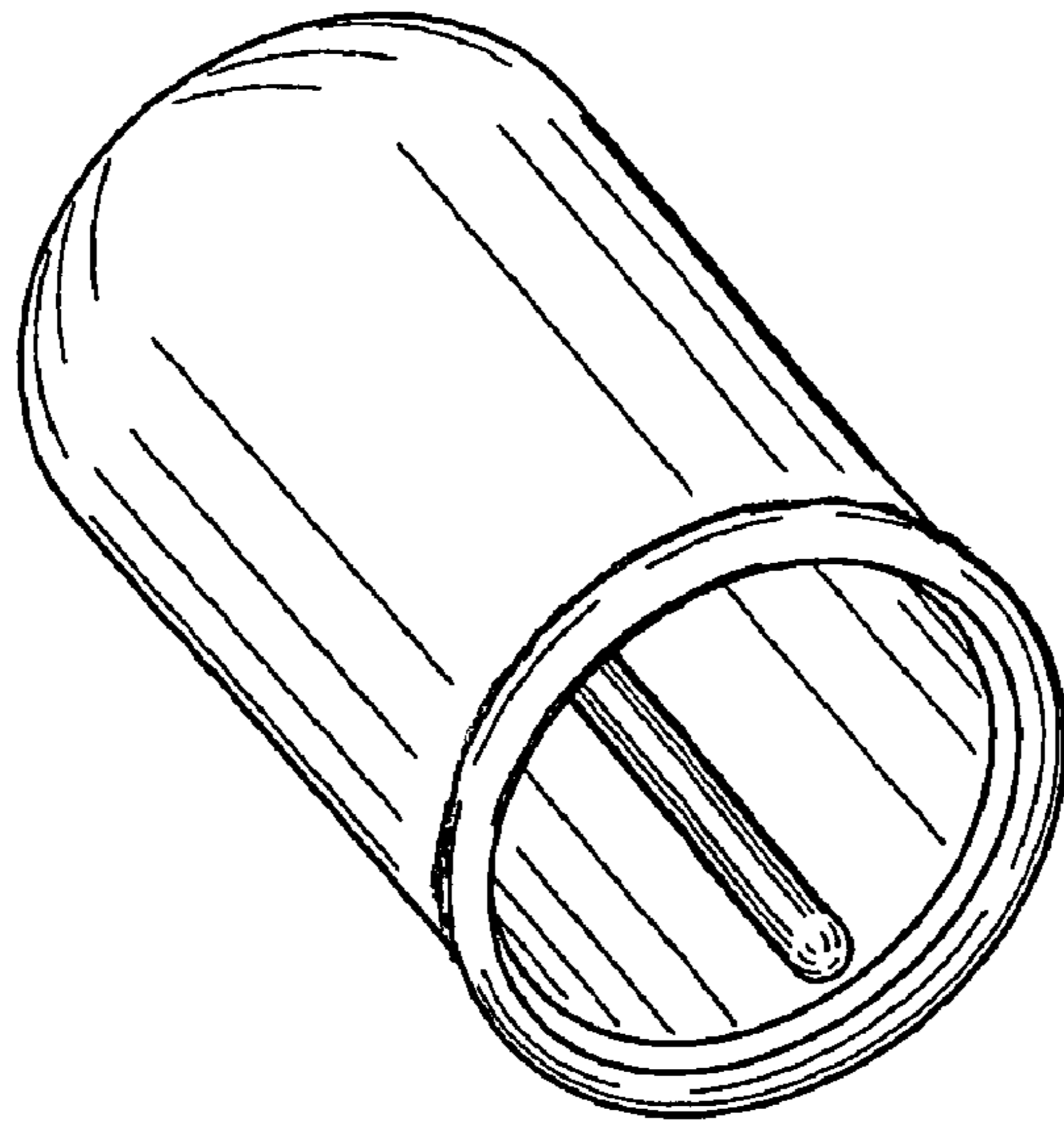


FIG. 6