



US00D584959S

(12) **United States Design Patent**
Tinsley

(10) **Patent No.:** **US D584,959 S**
(45) **Date of Patent:** **** Jan. 20, 2009**

(54) **GIFT CARD BOX WITH CUSTOM INSERT**

Primary Examiner—Sandra Morris

(75) **Inventor:** **Amy Elizabeth Tinsley**, 10002 Deer Track Ct., Houston, TX (US) 77064

(57) **CLAIM**

(73) **Assignee:** **Amy Elizabeth Tinsley**, Houston, TX (US)

The ornamental design for gift card box with custom insert, as shown and described.

(**) **Term:** **14 Years**

DESCRIPTION

(21) **Appl. No.:** **29/278,294**

(22) **Filed:** **Mar. 23, 2007**

(51) **LOC (9) Cl.** **09-01**

(52) **U.S. Cl.** **D9/635; D19/2**

(58) **Field of Classification Search** D9/635,
D9/414, 430-433; D19/2, 6; 206/457, 822;
229/116.1-116.5

See application file for complete search history.

FIG. 1 is a perspective view of a gift card box with custom insert, illustrating a box cover engaged with the box, and showing my new design;

FIG. 2 is a front elevational view of the invention, illustrating the box cover engaged with the box, the right-side elevational view, the left-side elevational view, and the rear elevational view all being mirror images thereof;

FIG. 3 is a top plan view of the invention, illustrating the box cover engaged with the box;

FIG. 4 is a bottom plan view of the invention, illustrating the box cover engaged with the box; and,

FIG. 5 is a perspective view of the invention, illustrating the box cover disengaged with the box to reveal a custom insert.

The broken line showing a gift card in FIG. 5 is included for the purpose of illustrating a gift card in use with the invention, and forms no part of the claimed design.



(56) **References Cited**

U.S. PATENT DOCUMENTS

1,735,191	A	*	11/1929	Weisenberg	229/116.1
D170,617	S	*	10/1953	Abrahams et al.	D9/635
D244,749	S	*	6/1977	Hodges	D9/635
4,084,015	A	*	4/1978	Patterson	428/9
5,004,144	A	*	4/1991	Selga	229/87.19
D374,398	S	*	10/1996	Larson	D9/635
D491,603	S	*	6/2004	Warkentin	206/457

* cited by examiner

1 Claim, 2 Drawing Sheets






FIG. 1

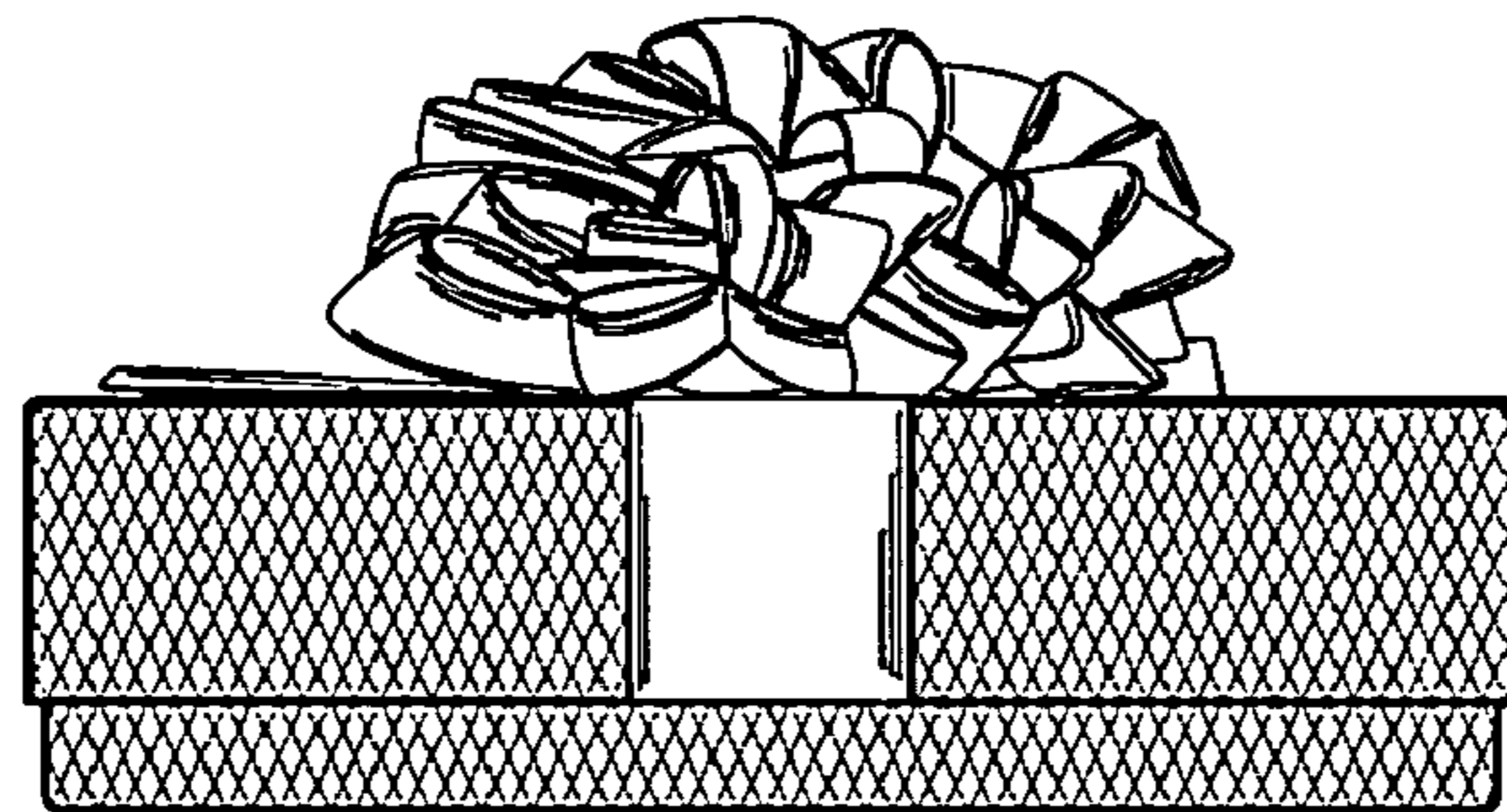


FIG. 2

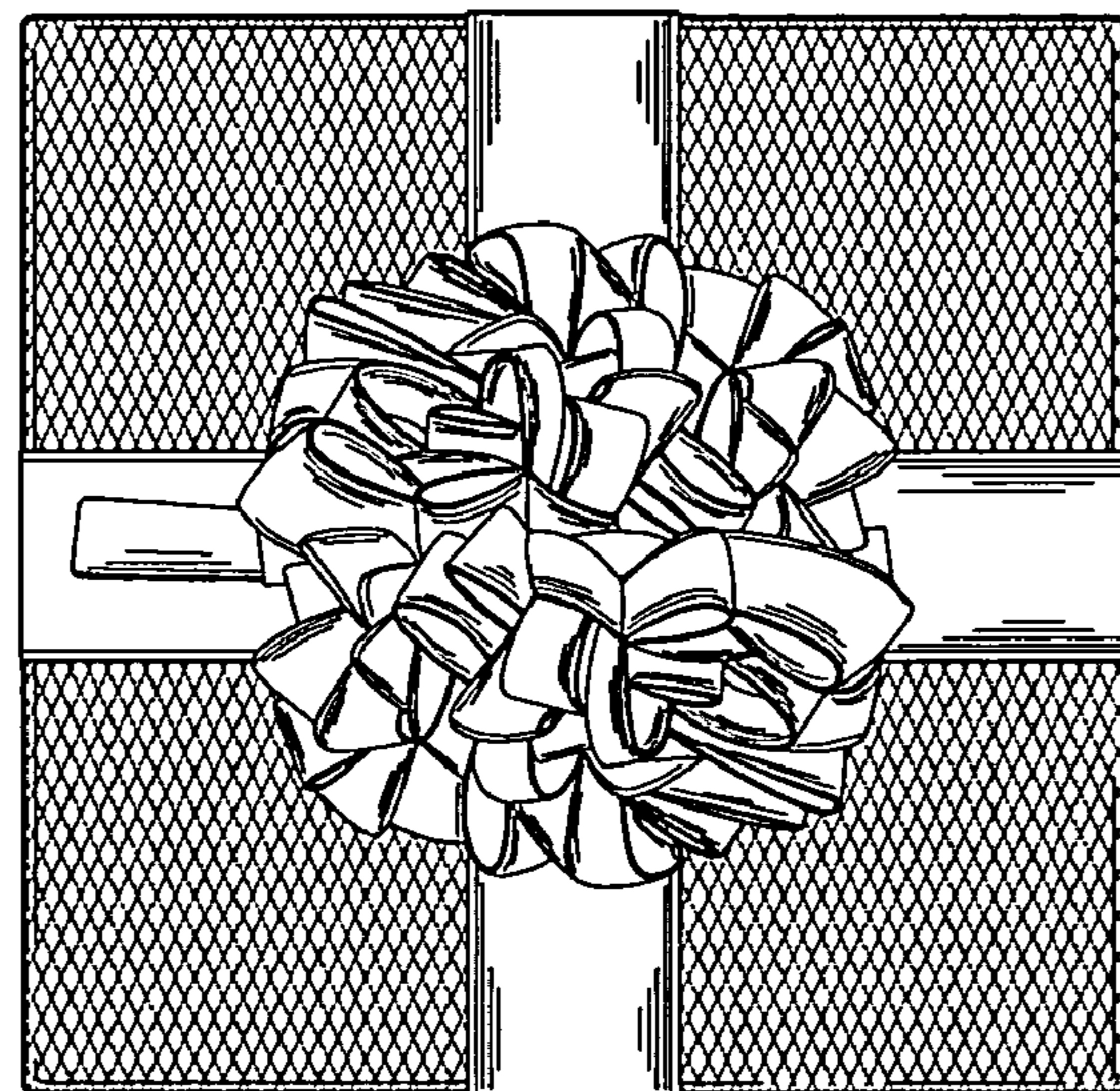


FIG. 3




FIG. 4




FIG. 5